

Dulux

Colours of
New Zealand.

MOST LOVED

Whites & Neutrals

Dulux
Ōpononi
Half

Dulux
Cardrona



Dulux Most Loved Whites & Neutrals
are our most popular colours from the iconic
Dulux® Colours of New Zealand® range.

Dulux
Manorburn
Quarter



Walls: Dulux Wash&Wear® Low Sheen.
Ceiling: Dulux Ceiling White in Southern Alps



Scan for more
Dulux colour
inspiration



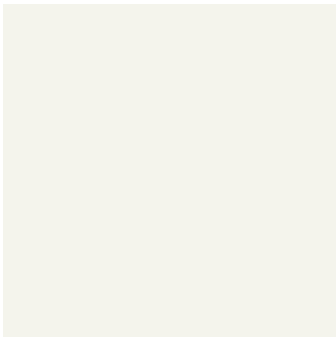
Dulux
Cardrona
Half

Dulux
Mason Bay
Quarter


Walls: Dulux Wash&Wear® Low Sheen. Windows and trim: Dulux Aquanamel® Semi Gloss.
Ceiling: Dulux Ceiling White in Southern Alps

WARM WHITES

Rich, creamy whites are classic and create a warm, cosy ambience suited to homes or rooms with little natural light. They are loved for their ability to transcend trends and embrace any space.



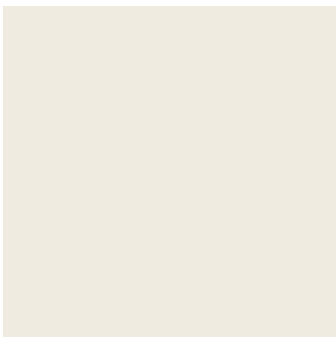
Sandfly Point Quarter




Sandfly Point



Mason Bay Quarter



Epsom




Ōpononi Quarter




Tōrere Quarter

NEUTRAL WHITES


A popular and versatile choice that provides the flexibility to personalise your home.
Neutral whites pair perfectly with light timber, rattan and natural stone.



Southern Alps




Cardrona




Cardrona Half



Mt Aspiring Quarter



Manorburn Quarter



Haast Half



Dulux
Haast
Half

Walls and ceiling: Dulux Wash&Wear® Matt


Dulux
Ōkārito



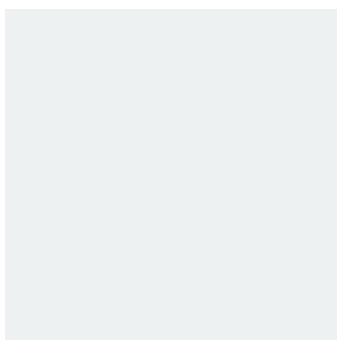
Walls: Dulux Wash&Wear® Low Sheen. Ceiling: Dulux Ceiling White

COOL WHITES


Cool, crisp whites reflect light making a room feel brighter and more spacious. They are suited to contemporary homes with lots of natural light and can add a modern or minimalist edge to a space.




Ōkārito




Hakataramea




Manorburn Half



Mt Aspiring Half




Mt Aspiring




Lyttelton Quarter

NEUTRALS

Neutral colours have a calming and soothing effect that make a room feel more comfortable and inviting. These timeless colours work well with layers of neutral shades, textures or accent colours.



Ōpononi Half



Ōpononi




Glinks Gully Double



Narrow Neck Half




Narrow Neck




Riwaka Half

GREYS


Whether you're aiming for a cosy retreat or a chic modern space, grey is a versatile choice. Lighter shades create a sense of serenity and tranquility, while darker shades can add drama and sophistication.




Manorburn



Manorburn Double



Lyttelton




Grey Lynn



Tirau



Franz Josef Half

♥ Most Popular  Ready to Go colour in Dulux Wash&Wear® Low Sheen (available in selected stores)
All colours featured come off a Vivid White base (VW).

Dulux
Ökārīto

Dulux
Mt
Aspiring

Weatherboards: Dulux Weathershield® Low Sheen. Trim: Dulux Aquanamel® Semi Gloss

Only Dulux® pigments mixed into Dulux Wash&Wear® and Dulux Weathershield® are designed to create the iconic Dulux® Colours of New Zealand® colours every time.



Dulux

**Colours of
New Zealand**

Dulux
Ōpononi
Quarter

Try colours at home with Dulux Sample Pots or free A4 Colour Swatches at dulux.co.nz



Need colour or painting advice? Contact **0800 800 424** or scan the QR code for free Live Chat.



Scan the QR code for Live Chat

Connect with the right local painter to suit your needs at dulux.co.nz/findapainter



Disclaimers: Colours shown are as close as possible to actual paint colours. Please note, due to limitations of the printing process, photographic, printed images and swatches may not represent the true colour. Always confirm your colour choice with Dulux Sample Pots.

Registered trade mark information: Dulux, Worth doing worth Dulux, Colours of New Zealand, The Squares device, Weathershield, Wash&Wear and Aquanamel are registered trade marks of DuluxGroup (Australia) Pty Ltd.

DX4548
DUL-W&N 06/24