

**Dulux**


Colours of  
New Zealand.

# MOST LOVED EXTERIORS

Dulux  
Manorburn  
Double

Dulux  
Okārito





## Harmonious Schemes

Moodboards have become a popular design tool; as they can help you visualise how different colours and textures will look when you bring them all together. We've put together some tried and tested exterior schemes on the opposite page.

Cover: Roof painted Colorsteel® Sandstone Grey



**Dulux Rāwene**  
A bold contemporary tone


**Dulux Mt Aspiring**

Colour Scheme 1 ▼			
	Rāwene ES6/C296	Maraetai ES1	Manorburn Double I27/ES1
Colour Scheme 2 ▼			
	The Remarkables ES2/C297	Pūkaki ES2	Hakataramea C240/ES2
Colour Scheme 3 ▼			
	Castlecliff C7/ES4	Lyttelton I30/ES4	Southern Alps I11/ES4
Colour Scheme 4 ▼			
	Colorsteel® Ironsand ES7	Narrow Neck ES7	Aoraki Quarter ES7

## Loved Schemes

Our Most Loved exterior colour schemes are ideal for contemporary architecture as well as more traditional homes.

Utilise the harmonious colours across the different elements of your exterior to create a colour scheme for your house that you'll love for years to come.




Mt Aspiring Quarter I2/ES6



Narrow Neck Half I22



Ōtaki Forks C206




Ōpononi Quarter I8



Midhirst C159



Red Rocks C44




Grey Lynn I31/C220



Kingston Double C292/E7



Glenbrook E8/C8



Mt Hikurangi E10/C230



Caroline Bay E15/C295



Rotorua C122

## For the Love of Colour


Sometimes the clever application of a touch of colour is all that is needed to lift your home to brand-new heights. A neutral colour scheme can provide the

perfect backdrop for a bold front door, that welcomes visitors and provides a personal stamp on your home. Splash a little colour.







## Popular Whites




Okarito 11/ES1




Mt Aspiring 13/ES6




Sandfly Point Half ES8/C143



Cardrona 16/ES5




Te Apiti ES3



Opononi 120/ES5



Rakaia ES5




Mt Aspiring Half 112/C160



Riwaka Half ES/C2



Te Kuiti E16/C294




Haast Half 14/C150



Glinks Gully ES8



Terrible Billy ES8/C4



Morrinsville E2



Mason Bay Double C139



Rakaia Double C148

## Loved Neutrals

Create balance with existing features by introducing warm, neutral tones. Layered neutral shades can provide a flexible

base for a broad range of building styles, and add depth to your home's character. Start your style with neutrals.




Lyttelton Double E12



Maraetai Quarter E13



Taihape C7




Manorburn I26/E9



Franz Josef Quarter E11



Franz Josef E14/C9




Tirau E53




Boulder Beach E6



Colorsteel® Grey Friars E53



Ōpononi Half I19/C160



Mangaweka Quarter E3/C149



Mangaweka E4/C148

## Greys & Greige

Ever popular grey and greiges (grey-beiges) have emerged as the ideal mix of sophistication and natural beauty. They are so

versatile and their chameleon-like qualities make them suitable for almost every style of home. Explore the possibilities of grey.




Colorsteel®  
Ebony

Dulux  
Franz Josef  
Quarter  
A warm  
contemporary  
grey



## Traditional Homes


Celebrate and highlight the key elements that make your home special. Colours can reflect the unique architecture and valued heritage of your home and enhance its history.




Sandspit E1



Darfield C109




Moncks Bay C56




Sandfly Point I5



Dashwood Pass C98




Piha C298



Haast I23



Punakaiki C197



Ōkete C196



Whitemans Valley Half C180



Woods Creek C167



Happy Valley C176

## We're Here For You

Our expert Help & Advice team are available to help you select colours and products for your next project. Scan the QR Code or simply call 0800 800 424.



# Complete in Colorsteel®

Use these popular colours on your roof, weatherboards or any timber and metal trim around your home.

Your Dulux stockist can tint the Dulux version of Colorsteel® colours into Dulux Roof & Trim™, Weathershield® or Timbacryl®.



Colorsteel® Ironsand



Colorsteel® Grey Friars



Colorsteel® FlaxPod®



Colorsteel® Slate



Colorsteel® Thunder Grey




Colorsteel® Windsor Grey



Colorsteel® Karaka



Colorsteel® Ebony



Colorsteel® New Denim Blue




Colorsteel® Permanent Green



Colorsteel® Sandstone Grey



Colorsteel® Gull Grey



Colorsteel® Lignite




Colorsteel® Scoria




Colorsteel® Pioneer Red



Colorsteel® Desert Sand



Colorsteel® Cloud



Colorsteel® Titania

## Roof & Trim™

When you need a paint that will keep your roof and trim looking better for longer, choose Dulux Roof & Trim™. This range comes in a selection of prepacked traditional

colours, Colorsteel® colours and Dulux® Colours of New Zealand®, so you can choose colours to match your exterior colour scheme perfectly.



Brunswick Green



Federation Grey



Medium Grey



Brick Red



Volcanic Earth




Metallic Charcoal


# Timbacryl®

When you want to make the most of timber features such as fences, outdoor furniture and decking, choose Dulux Timbacryl®. The colours have been carefully chosen for their ability to blend with both the natural environment and


today's building materials. Timbacryl® also comes in a large selection of Dulux® Colours of New Zealand® and Colorsteel® colours, so you can match your timber features to the other colours on your home.



Timbacryl® Vivid White




Timbacryl® Colorsteel® Titania




Timbacryl® Porpoise



Timbacryl® Hoki



Timbacryl® Burmese Teak



Timbacryl® Mission Brown



Timbacryl® Stoney Beach



Timbacryl® Ironbark Grey



Timbacryl® Ponga



Timbacryl® Colorsteel® Grey Friars



Timbacryl® Ebony



Timbacryl® Colorsteel® Ironsand



Timbacryl® Weathered Copper



Timbacryl® Redwood



Timbacryl® Cherrywood




Timbacryl® Karaka Leaf



Timbacryl® Kelp



Timbacryl® Brunswick Green





**Dulux®**

**Colours of  
New Zealand.**

# Find the Colour You'll Love

1

Collect a range of colour chips from your paint outlet or order a free Large Colour Swatch from [dulux.co.nz](http://dulux.co.nz)

2

Using a Dulux Sample Pot is a great way to test colour at home. Pick up one in store or at [dulux.co.nz](http://dulux.co.nz)

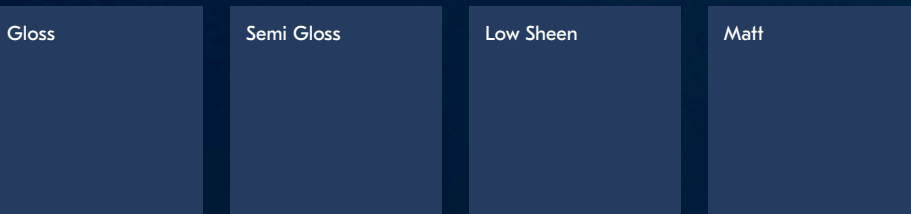
3

Looking for help to find the perfect scheme? Book an In-home or Online Dulux Colour Designer via **0800 800 424** or [dulux.co.nz](http://dulux.co.nz)



## Dulux® Colours of New Zealand®

Don't risk tinting your favourite colours with other paint brands. Only Dulux® pigments mixed into Dulux® Weathershield® are designed to create the iconic Dulux® Colours of New Zealand® colours every time.



Choose a sheen to finalise your colour journey.

### Disclaimers

Colours shown are as close as possible to actual paint colours. Please note, due to limitations of the printing process, photographic and printed images may not represent the true colour. Always confirm your colour choice with Dulux Sample Pots.

### Registered Trade Mark Information

Dulux, Worth doing worth Dulux, Aquanamel, Weathershield, Timbacryl and Colours of New Zealand are registered trade marks. Roof & Trim is a trade mark of DuluxGroup (Australia) Pty Ltd. COLORSTEEL® is a registered trade mark of New Zealand Steel Ltd.

FSC LOGO  
PRINTER TO  
INSERT



DX3537