

Dulux®


Colours of
New Zealand.

MOST LOVED
WHITES
AND
NEUTRALS


Dulux
Manorburn
Double

Dulux
Mt Aspiring
Half







Southern Alps




Cardrona Half




Sandfly Point Quarter




Cardrona




Sandfly Point



Manorburn Quarter



Ōpononi Quarter



Haast Half

It's All in the Process



We know all too well that the task of starting a new colour project may at times seem overwhelming or daunting. That's why we've

created a guide that shares helpful insights to take you from inspiration through to creation. Enjoy the journey...

Loved Warm Whites

Colour choice can be inspired by the simplest of things. Whether it's for an interior room or the exterior of your home - a tile, a piece of stone, or a sample of fabric may help in creating your perfect palette.

These icons of New Zealand colour by Dulux are our most popular whites. They are loved for their ability to transcend trends, fit perfectly with any environment, and enhance any space.







**Dulux
Ōkārīto**
A crisp &
fresh white

**Dulux
Lyttelton Half**
A soft grey with
a subtle green
undertone.


Artwork by Katie Wyatt




Mason Bay Quarter




Ōpononi Half




Narrow Neck Quarter




Te Kaha




Ōpononi




Narrow Neck Half




Manorburn



Lyttelton Quarter




Midhirst Half




Manorburn Double



Lyttelton Half




Franz Josef Quarter




Grey Lynn



Lyttelton



Franz Josef



Mt Hikurangi



Tirau



Boulder Beach

Popular Greys and Neutrals


The rise in popularity of grey has influenced New Zealand's love affair with timeless neutral tones. These colours have emerged as the ideal mix of sophistication and natural beauty.

Our most loved greys and neutrals provide the flexibility to personalise your space by combining whites and neutrals or neutrals with greys. The options are endless.


Fresh Cool Whites

Refresh your space with cool whites that brighten any room and provide a modern luxe feel, creating a sense of energy and vitality to your home.

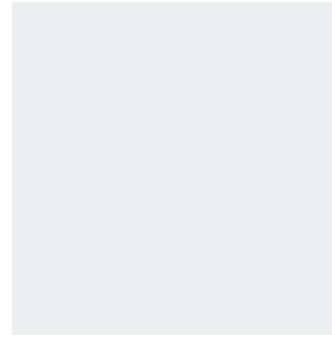
Cool whites are a great choice to highlight accent features within your home including skirting boards, doorways and plasterwork.




Ökārīto Most Popular




Haunui Half




Hakataramea




Mt Aspiring Quarter




St Clair Quarter



Mt Aspiring Half



Manorburn Half



Mt Aspiring

Observe the variance in paint finishes and sheen through our featured colour of Dulux Franz Josef.

Find Your Finish

Dulux paint is available in a range of sheen levels to suit any surface in any environment.

Matt finishes hide surface imperfections without compromising washability or durability.

Low Sheen creates a hard wearing acrylic finish that allows you to wipe away most common marks with a wet cloth.

Semi Gloss works well on walls or as an alternative to enamels on doors and skirting boards.

A Gloss finish is highly reflective and ideal for areas that need to be extra durable and clean.

Dulux Wash&Wear® ensures your walls stay looking freshly painted for longer.




Matt



Low Sheen



Semi Gloss



Gloss

Dulux®

**Colours of
New Zealand.**

Find the Colour You'll Love

Next Steps To Your Perfect Colour

Once you've narrowed down your choices, our 100ml Sample Pots and Large Colour Swatches enable you to test your selection and decide confidently.

Dulux paint is available in a range of sheen levels for all surfaces. Open this flap to learn more about how to select the sheen that is best suited for your project.



Explore the Dulux range of whites and neutrals and access colour advice online.

1

Collect a range of colour chips from your paint outlet or order a free Large Colour Swatch from dulux.co.nz

2

Using a Dulux Sample Pot is a great way to test your colour at home with correct lighting and finishes. Pick up one in store or at dulux.co.nz

3

Looking for help to find the perfect scheme? Book an In-home or Online Dulux Colour Designer via **0800 800 424** or dulux.co.nz



Dulux® Colours of New Zealand®

Don't risk tinting your favourite colours with other paint brands. Only Dulux® pigments mixed into Dulux® Wash&Wear® are designed to create the iconic Dulux® Colours of New Zealand® colours every time.

Disclaimers

Colours shown are as close as possible to actual paint colours. Please note, due to limitations of the printing process, photographic and printed images may not represent the true colour. Always confirm your colour choice with Dulux Sample Pots.

Registered Trade Mark Information

Dulux, Worth doing worth Dulux, Wash&Wear, Weathershield and Colours of New Zealand, are registered trade marks of DuluxGroup (Australia) Pty Ltd. Colorsteel and the Colorsteel colours are registered trade marks of Bluescope Steel Limited.

dulux.co.nz

Customer Service 0800 800 424

Dulux New Zealand, 150 Hutt Park Road, Gracefield, Lower Hutt

Front cover artwork: "Windmill Marathon" by Meg Walters.



DUL-WHI 03/21