

**Dulux®**

Worth doing, worth Dulux.

# Metalshield® Colour Guide


REJUVENATE & PROTECT YOUR METAL SURFACES

Dulux  
Rāwene


Dulux  
Wigram




# A SELECTION OF COLOURS



Ōpononi Quarter




Ōpononi



Mason Bay



Arrow Rock



Narrow Neck Quarter




Narrow Neck



Midhirst



Rakaia



Mt Aspiring




Lyttelton




Lyttelton Double




Maraetai Half



Grey Lynn




Dark Cloud Range



The Remarkables



Blackwood Bay








Fence and gate: Dulux® Metalshield® Rust Defence™ in Colorsteel® FlaxPod®

## COLORSTEEL® SELECTION



Colorsteel® Cloud \*




Colorsteel® Gull Grey \*



Colorsteel® Sandstone Grey \*



Colorsteel® Grey Friars \*



Colorsteel® Titania \*



Colorsteel® Permanent Green \*




Colorsteel® Karaka \*



Colorsteel® Ironsand \*



Colorsteel® Desert Sand \*



Colorsteel® Lignite \*



Colorsteel® FlaxPod \*




Colorsteel® Ebony \*


\* Available in multi-purpose spray pack

# POPULAR COLOURS


Dulux® Metalshield® Rust Defence™ topcoat can be tinted into 1000's of Dulux Colours of New Zealand®.




Ōkārito




Southern Alps




Cardrona



Haast Half



Manorburn Double



Tirau



Tirau Double




Franz Josef



Shag Rock



Castlecliff




Wigram



Rāwene




# INDUSTRIAL COLOURS



Avalon



Te Kūiti



Herald Island



Lake Hayes



George Street



Waiheke



Waipawa



Colombo Street



Dulux® Metalshield® Multi Purpose in Colorsteel® Ironsand


## SPRAY PACKS

Quick and easy to apply, spray packs are perfect for detailed and hard-to-reach metal projects. Available in a range of finishes and Colorsteel® colours.





COMMON METAL SURFACES



Colorsteel®



Steel



Aluminium



Rusted metal



Wrought iron



Galvanised iron



Zincalume®



Brass

BEFORE YOU START

Prepare your metal for painting



Rusted metal

Remove any loose, flaked rust by scraping, sanding or wire brushing. Clean surface by removing any oil, grease or dirt.



Common bare metal

Clean surface by removing any oil, grease or dirt. Sand thoroughly and wipe to remove all of the dust.



Pre-painted metal

Scrape off all loose and flaking paint. Sand all surfaces to a flat finish and dust off.



DON'T KNOW WHICH TYPE OF METAL YOU HAVE? NO PROBLEM!

Dulux® Metalshield® Rust Defence™ protects all common metals against rust and corrosion.

SELECT YOUR PRIMER & TOPCOAT

	Step 1: Choose your PRIMER	Step 2: Choose your TOPCOAT
<div>RUSTED METAL</div>	<div><p>Metalshield® Rust Primer™</p></div>	<div><div><div><p>RECOAT AFTER 24 HOURS</p></div><div>Metalshield® Epoxy Enamel</div></div><div>OR</div><div><div><p>RECOAT AFTER 1 HOUR</p></div><div>Metalshield® Rust Defence™</div></div></div>
<div>COMMON BARE METAL</div>	<div><p>All Surface Primer™</p></div>	<div><div><div><p>RECOAT AFTER 24 HOURS</p></div><div>Metalshield® Epoxy Enamel</div></div><div>OR</div><div><div><p>RECOAT AFTER 1 HOUR</p></div><div>Metalshield® Rust Defence™</div></div></div>
<div>PRE-PAINTED METAL</div>	<div>No primer/ undercoat is required if the surface is in a good condition.</div>	<div><div><div><p>RECOAT AFTER 24 HOURS</p></div><div>Metalshield® Epoxy Enamel</div></div><div>OR</div><div><div><p>RECOAT AFTER 1 HOUR</p></div><div>Metalshield® Rust Defence™</div></div></div>

TIP: Ensure you use different application equipment for the primer & topcoat and never mix the two when applying.



Fence and gate: Dulux® Metalshield® Rust Defence™ in Wigram


## CHOOSING A SHEEN LEVEL

Be sure to check the Dulux® website to see which of our Metalshield® products are available in the sheen level of your choice.



### Gloss

Hardwearing finish for metal gates, trailers, fences, outdoor furniture, gutters, downpipes and railings.



### Satin

Ideal for metal gates, trailers, fences, outdoor furniture, gutters, downpipes and railings. Achieves a traditional Colorsteel® appearance.



### Flat

A hardwearing flat finish that provides a contemporary look and feel. Ideal for metal gates, trailers, fences, outdoor furniture, gutters, downpipes and railings.



# Dulux®

Worth doing, worth Dulux.

Dulux® Metalshield® is available in a range of primers, easy-to-apply spray packs and topcoats suitable for protecting a wide range of metal surfaces.



Doors and bench: Dulux® Metalshield® Rust Defence™ in Wigram



## WE'RE HERE FOR YOU

Our expert Help & Advice team is available to help and guide you through your project. Live chat at [dulux.co.nz](https://dulux.co.nz) to speak to one of our consultants or simply call **0800 800 424**.

**Front cover:** Table legs painted in Dulux® Metalshield Rust Defence Wigram and fence painted in Dulux Metalshield Rust Defence Rāwene.

**Disclaimers:** Colours shown are as close as possible to actual paint colours. Please note, due to limitations of the printing process, photographic and printed images may not represent the true colour. Always confirm your colour choice with Dulux Colour Chips or Sample Pots.

**Registered trade mark information:** Dulux, Worth doing worth Dulux, Dulux Colours of New Zealand, Metalshield and The Squares device are registered trade marks and Rust Defence and Rust Primer are trade marks of DuluxGroup (Australia) Pty Ltd. Colorsteel® and Colorsteel colours are registered trade marks of New Zealand Steel.



DX4463