

The background of the advertisement is a photograph of a modern, two-story house with dark grey horizontal siding and large glass windows. A white Volvo car is parked on a light grey concrete driveway in the foreground. Lush green trees and plants are visible around the house, and a garden bed with various succulents is in the bottom right corner.

Dulux®

**CONCRETE
& PAVING**

COLOUR RANGE & PROJECT GUIDE

Rejuvenate and protect your concrete and paving

◆ Driveways ◆ Garage Floors ◆ Pathways ◆ Patios ◆ Steps



GET YOUR PROJECT PLAN

Understanding your surface type and choosing the right products is crucial to the success of your project.

AFTER

Dulux® Concrete & Paving Coloured Sealer Satin in Boulder Beach

For more information and helpful tips when planning your project, head to dulux.co.nz



Scan the QR code
or visit dulux.co.nz



BEFORE YOU START TEST YOUR SURFACE

NOTE

This test is only required for concrete surfaces. All other surfaces – check back of pack for suitability.

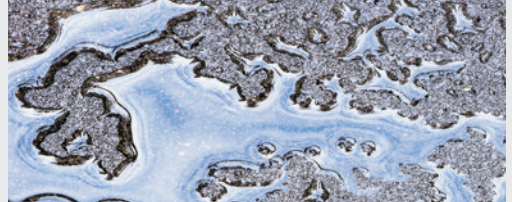
1. Pour at least 30mL of water on your surface
2. Leave for 30 seconds
3. Wipe off

BARE CONCRETE SURFACE



If the water has soaked into the concrete surface it is BARE

SEALED SURFACE



If you can wipe all the water off the surface it is SEALED

STAGE 1 AND 2: PREPARATION – CLEAN AND PRIME

BARE CONCRETE



BARE CONCRETE ETCH & CLEAN

- ◆ Roughens concrete surface for optimum adhesion
- ◆ Prepares bare concrete for priming



BARE CONCRETE PRIMER

- ◆ Easy to apply
- ◆ Creates a consistent surface for optimum adhesion

SEALED SURFACE



SEALED SURFACE CLEANER

- ◆ Cleans tough oil and grease stains
- ◆ Prepares sealed surfaces for coating



SEALED SURFACE PRIMER

- ◆ Easy to apply
- ◆ Coat over most existing coatings
- ◆ Creates surface adhesion

STAGE 3: SELECT YOUR FINISH



COLOURED SEALER

- ◆ Tintable to a range of Dulux® colours
- ◆ Superior durability
- ◆ Slip resistant



CLEAR PROTECTIVE SEALER

- ◆ Protects the look of the surface
- ◆ Easy to apply
- ◆ Non-yellowing




SUPER GRIP

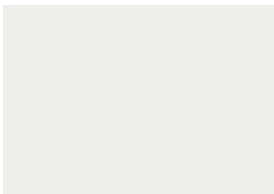
- ◆ P5 Slip Rating in 2 coats
- ◆ Withstands high traffic
- ◆ Tintable to a range of Dulux® colours

WHITES & NEUTRALS


Whites & neutrals provide a flexible base for a broad range of building styles.



Mt Aspiring




Cardrona



Narrow Neck Half



Narrow Neck



Ōpononi Half



Ōpononi



Ōpononi Double



Arrow Rock ♦



Waitangi



Mangaweka ♦



Narrow Neck Double



Riwaka Half



Lake Ferry ♦




Rakaia ♦



Rakaia Double ♦



Whakarewarewa ♦



Norsewood ♦



Shag Rock ♦



Terrible Billy



Mt Inaccessible



BEFORE




AFTER


Dulux® Concrete & Paving Super Grip in Waitara Beach

GREYS

Ever popular greys are versatile and suitable for almost every style of home.



Manorburn



Manorburn Double



Tirau



Tirau Double



Lyttelton Half



Lyttelton



Lyttelton Double



Maraetai Quarter



Grey Lynn



Mt Hikurangi



Lake Wakatipu



Caroline Bay ♦



Boulder Beach ♦



Franz Josef ♦



Franz Josef Double ♦



Maraetai ♦



Waitara Beach ♦



Castlecliff



Glenbrook



Rāwene




Dulux® Concrete & Paving Coloured Sealer in Franz Josef



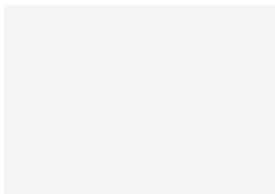
Dulux® Concrete & Paving Coloured Sealer in Tirau Double

COLORSTEEL®

Match your concrete & paving to Colorsteel® colours.



Colorsteel® Cloud



Colorsteel® Titania



Colorsteel® Desert Sand



Colorsteel® Lichen ♦



Colorsteel® Gull Grey



Colorsteel® Sandstone Grey ♦



Colorsteel® Thunder Grey



Colorsteel® Lignite



Colorsteel® New Denim Blue ♦



Colorsteel® Grey Friars



Colorsteel® Ironsand



Colorsteel® Slate



Colorsteel® Windsor Grey



Colorsteel® FlaxPod®



Colorsteel® Ebony



Colorsteel® Scoria

NATURE-INSPIRED

A selection of colours inspired by the
unique New Zealand landscape.



Muriwai



Darfield Half



Te Mata Peak ♦



Te Kōpuru ♦



Pūkaki



Ōhai ♦



Rangitikei River ♦



Boulder Bay ♦



Whitemans Valley Double



Pukekura Park ♦



Musket Bay ♦



Basin Reserve ♦

♦ Available in Super Grip



Scan the QR code to
view the full Dulux
Concrete & Paving
colour range.



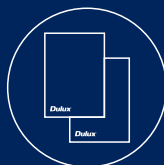
WE'RE HERE FOR YOU

Our expert Help & Advice team are available to help and guide you through your project.

Live chat at **dulux.co.nz** to speak to one of our consultants or simply call **0800 800 424**



For inspiration or to view the complete range of available colours, scan the QR code below



To watch videos on how to prepare and coat your surfaces, scan the QR code below



Front cover image: Driveway in Dulux® Coloured Sealer Satin, colour – Tirau.

Disclaimers: Colours shown are as close as possible to actual paint colours. Please note, due to limitations of the printing process, photographic and printed images may not represent the true colour. Always confirm your colour choice with Dulux Colour Chips or a Sample Pot.

Registered trade mark information: Dulux, Worth doing worth Dulux, and The Squares device are registered trade marks. COLORSTEEL® and FlaxPod® are registered trade marks of New Zealand Steel Limited.



MIX
Paper from
responsible sources
FSC® C010983

DX3965 03/25