

Feast Watson Wet Look Deck

AU_DW01884

Part A	563W0093
---------------	----------

Description

Feast Watson WET LOOK DECK is a timber finish that provides a freshly coated 'wet look' for decking, fences, steps, walkways, pergolas, furniture and all other exterior timber. WET LOOK DECK is convenient to apply as it is fast drying, has low odour and all application equipment can be cleaned up with water. The unique formula of WET LOOK DECK penetrates to nourish timber more effectively than standard acrylic water based timber coatings. The gloss finish weathers naturally over time, and the freshly coated wet timber look can be restored easily with a single maintenance coat of WET LOOK DECK.

Features

- Gloss finish.
- Unique penetrating formula.
- Fast drying.

Benefits

- Freshly coated, wet timber look.
- Nourishes and penetrates into the timber more effectively than standard acrylic products.
- 4 Hour Recoat.

Uses




Decking, fences, steps, walkways, pergolas, furniture and all other exterior timber.

Precautions And Limitations

Do NOT apply in temperatures under 10°C or above 35°C or when rain or heavy dew is expected within the coating dry time.

Performance Guide

Weather	Exterior durable.	Salt	Good.
Heat Resistance	Up to 70 degrees Celsius.	Water	Excellent.
Solvent	Resistant to mild solvents.	Abrasion	Good.
Acid	Resistant to dilute solutions.	Alkali	Resistant to dilute solutions.

Typical Properties																											
Gloss Level	Gloss	Thinner	WET LOOK DECK does NOT require thinning.																								
Colour	Lightly tinted.	Number Of Coats	2-3																								
V.O.C. Level	< 25g/L	Meets GBCA VOC Requirement?	Yes. Total Volatile Organic Content (TVOC) values are calculated in accordance to the stated methodology within Green Star Technical Manuals. The TVOC content is theoretically calculated as the sum total of the known VOC values of the product's raw material components. These materials include the base paint plus additional low VOC tinter required for non-factory packaged colours.																								
Touch Dry	2 hours																										
Clean Up	 Water																										
Application Method	 Brush  Pad																										
Application Conditions	<table> <tr> <td>Solids By Volume</td><td>17</td><td></td><td></td></tr> <tr> <td></td><td>Min</td><td>Max</td><td>Recommended</td></tr> <tr> <td>Wet Film Per Coat (microns)</td><td></td><td></td><td></td></tr> <tr> <td>Dry Film Per Coat (microns)</td><td></td><td></td><td></td></tr> <tr> <td>Recoat Time (min)</td><td>4 hours</td><td></td><td></td></tr> <tr> <td>Theoretical Spread Rate (m²/L)</td><td></td><td>12</td><td></td></tr> </table>			Solids By Volume	17				Min	Max	Recommended	Wet Film Per Coat (microns)				Dry Film Per Coat (microns)				Recoat Time (min)	4 hours			Theoretical Spread Rate (m²/L)		12	
Solids By Volume	17																										
	Min	Max	Recommended																								
Wet Film Per Coat (microns)																											
Dry Film Per Coat (microns)																											
Recoat Time (min)	4 hours																										
Theoretical Spread Rate (m²/L)		12																									
Typical Properties Notes	<p>DRYING TIME Drying times are given at 25°C and 50% relative humidity. Lower temperatures or higher humidity can lead to extended drying times. Touch Dry: 2 hours. Recoat: Allow a minimum of 4 hours drying between coats. Decking can be walked on with care after 12 hours. Full curing 7 days.</p> <p>COVERAGE Softwood: 8-10m² per litre. Hardwood: 10-12m² per litre.</p>																										

Application Guide

Surface Preparation	<ul style="list-style-type: none"> NEW TIMBER Allow new timber to weather in its final position for 4 - 6 weeks. Prepare timber for coating with Feast Watson WOODCLEAN™ as per the instructions. For best results, lightly sand the surface to remove any grain raise. Remove all sanding dust before coating. WEATHERED TIMBER Prepare weathered or grey timber by cleaning thoroughly with WOODCLEAN as per the instructions. Sanding may be required to remove stains and restore deteriorated surfaces. Remove all sanding dust before coating. PREVIOUSLY COATED TIMBER Timber coated with stain or oil can be coated with WET LOOK DECK after the surface has weathered. Test if the surface is ready by sprinkling water onto the timber: if the water absorbs into the timber it is suitable for coating. If the water beads, further weathering, sanding or stripping is required. Painted or varnished surfaces need to be taken back to bare timber by stripping or sanding. Prepare timber for coating with WOODCLEAN as per the instructions.
Application Procedure And Equipment	<ul style="list-style-type: none"> Allow the timber to dry completely before applying WET LOOK DECK. WET LOOK DECK should be stirred thoroughly before and during application with a flat blade stirrer taking care not to introduce bubbles. If the job requires more than one can of oil, mix all together in one large container prior to commencing. Do NOT apply with a roller. Apply one coat of WET LOOK DECK using a quality synthetic or pure bristle brush or Feast Watson FLOOR APPLICATOR. Work along 3 - 4 planks at a time, in the direction of the grain. Ensure edges and end grain are fully coated. Maintain a wet edge at all times. Do not over brush or apply thinly, as insufficient film thickness will compromise performance and durability. Allow to dry for 4 hours. Apply a second coat as above. A third coat of WET LOOK DECK may be required in extreme conditions such as full sun exposure, around pools and in humid areas, and may be required on porous timbers. A third coat will increase the gloss level. Allow to dry for 12 hours before light foot traffic. Do NOT apply in temperatures under 10°C or above 35°C or when rain or heavy dew is expected within the coating dry time. MAINTENANCE Regularly monitor coated timber for signs of colour loss, dryness and weathering. Recoat the timber when it begins to show signs of dryness to help maintain its natural beauty and protection. If sheen level shows signs of decreasing, the wet look can be restored by applying a maintenance coat of WET LOOK DECK. When required, clean the surface using WOODCLEAN, allow the surface to dry and recoat with one coat of WET LOOK DECK.

Health And Safety

MSDS Number	23196	Using Safety Precautions	Keep out of reach of children. Avoid contact with skin and eyes. Provide adequate ventilation.
Health Effects	<p>FIRST AID: For advice contact a Doctor or Poisons Information Centre on AUST 13 11 26, NZ 0800 764 766.</p> <p>SWALLOWED: If swallowed, do NOT induce vomiting. Give a glass of water. Seek medical assistance.</p> <p>EYE: Rinse with plenty of running water. Seek medical help if irritation occurs.</p>	Flammability	This product is non-flammable.
Storage	Keep out of reach of children.	Disposal	Do not pour leftover product down the drain. Unwanted product should be brushed out on newspaper, allowed to dry and then disposed of via domestic waste collections. Empty containers should be left open in a well ventilated area to dry out. When dry, recycle the container via steel can recycling programs. Disposal of empty containers via domestic recycling programs may differ between local authorities. Check with your local council first.

In the case of emergency, please call 1800 033 111

Transport And Storage

Pack A	563W0093
Size 4L 100ml	Weight 4.5 kg 0.24Kg

Disclaimer

Dulux, Selleys and Other marks followed by ® are registered trademarks. Marks followed by the symbol of ™ are trademarks.

The data provided within the Duspec system is correct at the time of publication, however it is the responsibility of those using this information to check that it is current prior to specifying or using any of these coating/product systems.

DISCLAIMER: Any advice, recommendation, information, assistance or service provided by any of the divisions of DuluxGroup (Australia) Pty Ltd or its related entities (collectively, DuluxGroup) in relation to goods manufactured by it or their use and application is given in good faith and is believed by DuluxGroup to be appropriate and reliable. However, any advice, recommendation, information, assistance or service provided by DuluxGroup is provided without liability or responsibility PROVIDED THAT the foregoing shall not exclude, limit, restrict or modify the right entitlements and remedies conferred upon any person or the liabilities imposed upon DuluxGroup by any condition or warranty implied by Commonwealth, State or Territory Act or ordinance void or prohibiting such exclusion limitation or modification. Coating/product systems can be expected to perform as indicated on the Duspec Spec Sheet so long as applications and application procedures of the individual products are followed as recommended on the appropriate Product data Sheet. "DuluxGroup" "Dulux" "Selleys" "Berger" "Berger Gold Label" "Hadrian" "Walpamur" "Levene" "Acratex" and Other marks followed by ® are registered trademarks of DuluxGroup (Australia) Pty Ltd ABN 67 000 049 427. Marks followed by the symbol ™ are trademarks.

Please note that this document is only valid for 60 days from the date of issue.

DuluxGroup (Australia) Pty Ltd 1956 Dandenong Road, Clayton, Victoria 3168 AU ABN 67 000 049 427