

AUFW00114 Feast Watson Timber Floor Stain & Varnish Black Japan

Introduction

Part A
710W0002

Description and Image

Feast Watson Timber Floor Stain & Varnish Black Japan is an oil based interior floor finish which gives a traditional black japan look to all interior timber flooring. Timber Floor Stain & Varnish Black Japan is a semi-translucent coating that adds rich colour whilst allowing the grain pattern of timber to remain visible. Suitable for timber, cork and bamboo flooring.



Features and Benefits

- Gives a traditional japan look
- Adds rich colour
- Grain pattern of timber to remain visible

Uses

Suitable for timber, cork and bamboo flooring.




Precautions and Limitations

Do not apply this product at temperatures below 10°C or above 35°C.

Performance Guide

Weather
Interior only

Abrasion
Good

Typical Properties			
Gloss Level 45-55% 85 degrees	Heat Thinner Mineral turpentine		
V.O.C. Level <470g/L			
Meets GBCA V.O.C. Requirements? No			
Touch Dry 8 hours			
Clean Up Description Clean brushes and other equipment with mineral turpentine. To avoid spontaneous combustion of contaminated application cloths, soak application cloths in water or immediately spread used application cloths flat in a cool, well ventilated area to dry completely before disposal. Do not scrunch up or place cloths on top of each other.			
Application Methods  Brush  Roller  Pad			
Application Conditions	Solids by Volume <input type="text" value="42"/>		
Recoat Time (min/hours)	Min <input type="text" value="12 hours"/>	Max <input type="text"/>	Recommended <input type="text"/>
Theoretical Spread Rate (m ² /L)	<input type="text" value="8"/>	<input type="text" value="12"/>	<input type="text"/>
Typical Property Notes Coverage Softwood: 8 - 10m ² per litre. Hardwood: 10 - 12m ² per litre. Cork: 8 - 10m ² per litre. Drying time Drying times are given at 25°C and 50% relative humidity. Lower temperatures or higher humidity can lead to extended drying times. Touch Dry: 8 hours. Recoat: 12 hours. Allow 24 hours before light foot traffic and 72 hours for normal foot traffic. Full curing after 7 days. Wait until fully cured to replace furniture and rugs. All furniture should have protective felt pads on floor contact points. Do not use furnishing with rubber pads or backing.			

Application Guide

Surface Preparation

New or bare timber/cork/bamboo
Punch exposed nails below the surface. Holes and imperfections should be filled with timber putty.
Sand surface to an even, smooth surface. Vacuum and wipe to remove dust.
Prepare uncoated cork tiles in accordance with the supplier's recommendation.

Previously coated timber
Previously coated surfaces need to be sanded back to bare timber. Remove all sanding dust before coating.

Application Procedure and Equipment

Stir Timber Floor Stain & Varnish Black Japan thoroughly before and during use with a flat blade stirrer, being careful not to introduce bubbles. If using more than one can of the same colour to complete a job, combine both cans and stir thoroughly.
Test colour on an off-cut or inconspicuous area prior to coating the whole job to ensure satisfaction with colour choice.
Apply with a Feast Watson® Floor Finish Applicator, brush or short nap roller. Work along the whole length of 3 - 4 floorboards at a time, maintaining a wet edge to prevent lap marks and lay off in the direction of the grain. Take care to not introduce bubbles.
This is a three coat flooring system. If the desired colour is achieved in less than three coats, complete the system with a Feast Watson® Timber Floor Varnish as per label instructions.
Stronger colour can be developed with further coats of Floor Stain & Varnish Black Japan.
Continue applying coats by the above procedure, sanding between coats, until the desired colour is achieved.
Multiple coats will build colour strength and opacity.

Do not apply this product at temperatures below 10°C or above 35°C.

Thinning
In hot temperatures (over 30°C) thin with up to 100mls of mineral turpentine per litre to ease application and slow drying.

Maintenance
Regularly clean using Feast Watson® Floorclean.
Do not use steam mops.
Monitor the surface for signs of colour loss or surface defects. When floor requires an additional coat of Floor Stain & Varnish Black Japan, apply as per above procedure.

Health and Safety

SDS Number DLXGHSEN000257	SDS Link View SDS Link
-------------------------------------	---

Using Safety Precautions
Flammable liquid and vapour. May be fatal if swallowed and enters airways. Causes skin irritation.
May cause an allergic skin reaction. May cause drowsiness or dizziness.
Keep out of reach of children. Read label before use. Keep away from heat/sparks/open flames/hot surfaces. No smoking. Keep container tightly closed. Ground/bond container and receiving equipment. Use explosion-proof electrical, ventilating, lighting and all other equipment. Use only non-sparking tools. Take precautionary measures against static discharge. Avoid breathing dust, fume, gas, mist, vapours or spray. Wash hands, face and all exposed skin thoroughly after handling. Use only outdoors or in a well-ventilated area. Contaminated work clothing should not be allowed out of the workplace. Wear protective clothing, gloves, eye/face protection and suitable respirator.

Please refer to SDS Link. In case of emergency, please call 1800 220 770.

Transport and Storage

Pack A
710W0002

Size:	Weight:
<input type="text" value="4L"/>	<input type="text" value="4.11kg"/>

Please refer to the Safety Data Sheet for full safety, health and transportation information.

Further Information

Product page

Disclaimer

This Data Sheet is copyright to DuluxGroup (Australia) Pty Ltd and/or DuluxGroup (New Zealand) Pty Ltd (collectively, 'Dulux'). It may not be varied or altered without the prior written consent of Dulux, and if it is, Dulux has no responsibility or liability for those variations.

Unless Dulux has provided you with a customised, project-specific specification, this Data Sheet does not represent that any particular product or product system will be suitable for your project.

Any information provided in this Data Sheet is given in good faith and is believed by Dulux to be correct at the time of publication. Products and coating systems can be expected to perform as indicated in this Data Sheet, provided the substrate is in good condition, the coatings are applied by a suitably experienced and skilled applicator, and the preparation, application and maintenance is followed strictly as set out in this Data Sheet, and as recommended on the applicable Safety Data Sheets for the relevant products, available from www.duspecplus.com.au. Climatic conditions at application time can affect product suitability and performance.

The correct colour or colour match is the responsibility of the applicator. Colours will change over time and Dulux does not guarantee that the same colour newly mixed will match a colour applied earlier which has been subjected to weathering or other change elements. No product colour is guaranteed against colour change.

Where any liability of Dulux in respect of this Data Sheet cannot by law be excluded, Dulux's liability is limited, as permitted by law and at Dulux's option, to resupply of the relevant products or services or to reimbursing the cost of those products or services.

WHERE LEAD MAY BE PRESENT: The asset manager is responsible for verifying the presence of lead and determining whether to remove or encapsulate the lead. If lead is present, the work must be done in strict accordance with AS 4361 Parts 1 and 2 and Worksafe Australia guidelines.