

## AUFW00024 Feast Watson Slate & Pebble Sealer

### Introduction

Part A  
**872 94658**

### Description and Image

**Feast Watson Slate & Pebble Sealer** is a tough clear, non yellowing coating that locks out moisture, protecting stone surfaces from weather and abrasion and mild solvents such as petrol, oil and kerosene. Slate & Pebble Sealer is suitable for interior and exterior application, and is ideal for use in bathrooms, foyers, driveways, steps, pathways and roof tiles (except glazed or semi-glazed tiles). Slate & Pebble Sealer gives a gloss finish that is easily re-coatable.

**Caution** Smooth surfaces may become slippery when wet.



### Features and Benefits

- Non yellowing
- Clear film
- Acrylic resin
- Interior/ Exterior
- Enhances natural beauty of slate
- Fast drying

### Uses




Use Feast Watson Slate And Pebble Sealer on slate and exposed pebble aggregate. Ideal for protecting and binding aggregate back onto the cement surface.

### Precautions and Limitations

Do not use on glazed or semi-glazed tiles.  
Do not apply in temperatures under 10°C or above 35°C or when rain or heavy dew is expected within the coating dry time.

### Performance Guide

Weather <b>For interior and exterior use</b>	Heat Resistance <b>Up to 100C</b>
Water <b>Excellent</b>	Abrasion <b>Excellent</b>

Typical Properties			
Gloss Level <b>25-60% at 60 degrees</b>			
Colour <b>Clear</b>			
Components <b>1</b>		Number of Coats <b>2</b>	
Toxicity <b>Lead free.</b>		V.O.C. Level <b>&lt; 720g/L</b>	
Meets GBCA V.O.C. Requirements? <b>No</b>			
Touch Dry <b>1 hour</b>			
Clean Up Description Xylene. To avoid spontaneous combustion of contaminated application cloths, immediately spread used application cloths flat in a cool, well ventilated area to dry completely before disposal. Do not scrunch up or place cloths on top of each other.			
Application Methods  <b>Brush</b>  <b>Roller</b>  <b>Pad</b>			
Application Conditions		Solids by Volume	
		<input type="text" value="17"/>	
		Min	Max
Recoat Time (min/hours)	<input type="text" value="2 Hours"/>	<input type="text"/>	<input type="text"/>
Theoretical Spread Rate (m <sup>2</sup> /L)	<input type="text" value="6"/>	<input type="text" value="12"/>	<input type="text"/>
Typical Property Notes <b>Coverage</b> Slate: 10 - 12m <sup>2</sup> per litre Pebble: 6 - 8m <sup>2</sup> per litre Roof Tiles: 8 - 10m <sup>2</sup> per litre  <b>Drying Time</b> Drying times are given at 25°C and 50% relative humidity. Lower temperatures or higher humidity can lead to extended drying times. Touch Dry: 1 hour Recoat: 2 hours Light foot traffic: 24 hours			

**Application Guide**

**Surface Preparation**

Ensure surface is thoroughly clean and free from oil, grease, dirt and moss prior to application. Clean the surface with Feast Watson Floorclean as per the product instructions. For new concrete and aggregate pebbles allow the surface to cure for approximately 28 days then treat surface with a 10% solution (dilute) of Hydrochloric Acid. Apply Hydrochloric Acid using a brush or mop, allow the acid to remain on the surface for 15 minutes then flush off with clean water. Allow the surface to dry completely before applying Slate & Pebble Sealer.

**Application Procedure and Equipment**

Stir thoroughly before and during use with a broad flat stirrer. Apply a minimum of two coats of Slate & Pebble Sealer using either a Feast Watson Floor Finish Applicator, brush, fine mohair or wool roller. Do not apply in temperatures under 10°C or above 35°C or when rain or heavy dew is expected within the coating dry time.

**Maintenance**

Monitor the surface for signs of loss of gloss or scratches. If an additional coat is required, clean using Floorclean. Apply one coat of Slate & Pebble Sealer as per application instructions.

**Health and Safety**

SDS Number <b>DLXGHCEN000666</b>	SDS Link <a href="#">View SDS Link</a>
-------------------------------------	-------------------------------------------

**Using Safety Precautions**

Highly flammable liquid and vapour. Harmful in contact with skin and if inhaled. May be harmful if swallowed and enters airways. Causes skin irritation. Causes eye irritation. May cause respiratory irritation. May cause drowsiness or dizziness. Suspected of damaging fertility or the unborn child. Keep out of reach of children. Read the label before opening or using. Obtain special instructions before use. Do not handle until all safety precautions have been read and understood. Keep away from all sources of ignition - No smoking. Keep container tightly closed. Ground/bond container and receiving equipment. Use explosion-proof electrical, ventilating, lighting and all other equipment. Use only non-sparking tools. Take precautionary measures against static discharge. Avoid breathing mist, vapours or spray. Use only outdoors or in a well-ventilated area. Wear protective clothing, gloves, eye/face protection and suitable respirator as required. Wash hands, face and all exposed skin thoroughly after handling. Store locked up. Store in a well ventilated place and away from oxidizing agents and foodstuffs. Keep cool. Avoid release to the environment.

**Please refer to SDS Link. In case of emergency, please call 1800 220 770.**

**Transport and Storage**

Pack A  
**87294658**

Size: <input type="text" value="1L 4L 10L"/>	Weight: <input type="text" value="1.05Kg 4.01Kg 9.90Kg"/>
-------------------------------------------------	--------------------------------------------------------------

**Please refer to the Safety Data Sheet for full safety, health and transportation information.**

**Further Information**

**Product page**

#### Disclaimer

This Data Sheet is copyright to DuluxGroup (Australia) Pty Ltd and/or DuluxGroup (New Zealand) Pty Ltd (collectively, 'Dulux'). It may not be varied or altered without the prior written consent of Dulux, and if it is, Dulux has no responsibility or liability for those variations.

Unless Dulux has provided you with a customised, project-specific specification, this Data Sheet does not represent that any particular product or product system will be suitable for your project.

Any information provided in this Data Sheet is given in good faith and is believed by Dulux to be correct at the time of publication. Products and coating systems can be expected to perform as indicated in this Data Sheet, provided the substrate is in good condition, the coatings are applied by a suitably experienced and skilled applicator, and the preparation, application and maintenance is followed strictly as set out in this Data Sheet, and as recommended on the applicable Safety Data Sheets for the relevant products, available from [www.duspecplus.com.au](http://www.duspecplus.com.au). Climatic conditions at application time can affect product suitability and performance.

The correct colour or colour match is the responsibility of the applicator. Colours will change over time and Dulux does not guarantee that the same colour newly mixed will match a colour applied earlier which has been subjected to weathering or other change elements. No product colour is guaranteed against colour change.

Where any liability of Dulux in respect of this Data Sheet cannot by law be excluded, Dulux's liability is limited, as permitted by law and at Dulux's option, to resupply of the relevant products or services or to reimbursing the cost of those products or services.

WHERE LEAD MAY BE PRESENT: The asset manager is responsible for verifying the presence of lead and determining whether to remove or encapsulate the lead. If lead is present, the work must be done in strict accordance with AS 4361 Parts 1 and 2 and Worksafe Australia guidelines.