
















PRODUCT GUIDE

















# Interior & Exterior Collection



# Product Reference Table











| PRODUCT   | DESCRIPTION   | USE ON   | PREPARATION   | FINISH/APPEARANCE   | APPLY WITH   | COVERAGE   | NO. OF COATS                       | RECOAT   | CLEAN UP  | SIZE  |  |
|---|---|--|---|---|--|--|------------------------------------|--|---|---|--|
| <b>INTERIOR COLLECTION</b>  |   |  |   |   |  |  |                                    |  |   |   |  |
| STAINS  |  <b>Proofint™</b>                        | A unique, spirit-based dye stain that transforms the colour of your timber, whilst allowing the full clarity of the timber grain to show through.                                    | All interior timber including floors, furniture, trim, panelling, window frames, skirting boards, doors, Plywood and MDF.   | Proofseal (oily timber & floors)<br>Timber Primer (soft & porous timbers inc. pine)<br>Sanding Sealer (open/rough grain)                                    | <ul style="list-style-type: none"> <li>Allows full clarity of timber grain to show through</li> <li>Apply top coat to achieve desired sheen level</li> </ul>   | Brush, rag or lambswool floor applicator                         | 10-20m <sup>2</sup> /L (undiluted) | 1 (or more)  | 30 minutes if product is applied straight 12 hours if product is diluted with Proofint Colour Reducer | Methylated spirits<br>Soak application cloths in water prior to disposal  | 50ml, 250ml, 1L                              |
|   |  <b>Proofint Colour Reducer</b>          | Dilutes your Proofint Traditional Stain to create a more versatile colour range, so you can get just the shade you need.   | Proofint Colour Reducer enables the creation of lighter, more subtle timber shades. When staining larger projects and floors, dilute Proofint in Colour Reducer to get more working time and to distribute the stain evenly.                                      | Prepare new and previously coated timber as per the directions of Proofint.   | -  | -  | -                                  | -  | -   | Methylated spirits<br>Soak application cloths in water prior to disposal. | 250ml  |
|   |  <b>Liming White Stain</b>               | A soft, light, solvent based stain that transforms your interior timber without hiding the natural grain. It can be tinted to a variety of colours using Proofint Traditional Stain. | Timber flooring and all interior woodwork including furniture, cabinetry, trim, window colours using Proofint Traditional Stain.  | Timber Primer (soft & porous timbers inc. pine)<br>Sanding Sealer (open/rough grain)  | <ul style="list-style-type: none"> <li>Soft milky effect to timber</li> <li>Apply top coat to achieve desired sheen level</li> </ul>   | Brush, cloth, applicator on floors                               | 12-18m <sup>2</sup> /L             | 1 (or more)  | Wipe off 1-5 minutes after application. Add top coat after 8 hours.                                   | Mineral Turpentine. Soak application cloths in water prior to disposal.   | 500ml, 1L, 4L                                |
| STAINS & VARNISHES  |  <b>Stain &amp; Varnish</b>              | A rich interior timber stain blended with premium varnish. It imparts colour without obscuring the natural characteristics of the timber grain.                                      | All interior woodwork including furniture, cabinetry, trim, window frames, skirting boards, doors, panelling, architraves, toys etc.  | Proofseal (oily timber)<br>Sanding Sealer (open grain timber)<br>Proofint Pine Sealer (porous timber)   | <ul style="list-style-type: none"> <li>Adds colour &amp; sheen to timber in one step</li> <li>Gloss &amp; satin finish</li> </ul>  | Brush  | 10-12m <sup>2</sup> /L             | 1-3  | 12 hours  | Mineral Turpentine. Soak application cloths in water prior to disposal.   | 250ml, 1L                                    |
|   |  <b>Stain &amp; Varnish Liming White</b> | Water based varnish combined with traditional lime stain for one-step soft, milky finish and protection on interior timber.  | All interior furniture and woodwork. Not suitable for flooring.   | Proofseal (oily timber)<br>Sanding Sealer (open grain timber)<br>Proofint Pine Sealer (porous timber)   | <ul style="list-style-type: none"> <li>Soft milky effect to timber</li> <li>Adds colour, sheen and protection to timber in one step</li> <li>Gloss or satin finish</li> <li>Non yellowing</li> </ul> | Brush or roller  | 10-12m <sup>2</sup> /L             | 1-3 ( <b>Note:</b> 3 coats of varnish are required. If the desired colour is achieved with the first coat, complete the following coats with a suitable water based clear coating) | 2 hours   | Water   | 250ml, 1L                                    |
| WAXES & OILS  |  <b>Kitchen Timber Wax</b>               | A blend of food-grade mineral oil and Australian beeswax that protects, nourishes and restores timber.   | Chopping Boards, Timber bowls, Utensils and other timber kitchen items.   | Clean timber items with warm soapy water and allow to dry.  | <ul style="list-style-type: none"> <li>Satin</li> </ul>  | Soft Cloth   | -                                  | 1-2  | 5 - 15 minutes  | Warm water & soap   | 125g   |
|   |  <b>Timber Wax Spray</b>                | A quick-drying formula that protects your timber.  | Interior Woodwork, including Furniture, Architraves, Trims, Cedar Blinds and Panelling.   | Surfaces must be clean and dry, remove any grease or dirt.  | <ul style="list-style-type: none"> <li>Matt.</li> <li>Can be buffed into a higher sheen if desired.</li> </ul>   | Spray  | 1.5m <sup>2</sup> /L               | 1-2  | 10 minutes  | Mineral Turpentine. Soak application cloths in water prior to disposal.   | 300g   |
|   |  <b>Hard Wax</b>                       | Made from premium, natural carnauba wax that protects, rejuvenates and enhances the natural beauty of fine timber.   | Furniture & home décor.   | Ensure the surface of the sealed timer is clean and dry before applying.  | <ul style="list-style-type: none"> <li>Satin - Gloss</li> <li>Can be buffed to a higher gloss</li> <li>Available in Black, Brown or Natural/ Clear</li> </ul>  | Soft, Dry Cloth or Pad   | -                                  | 1 - 2  | 5 - 15 minutes  | Water   | 125g   |
|   |  <b>Soft Wax</b>                       | A blend of refined oil and wax that protects and adds lustre and shine to timber.  | Detailed timber furniture and home décor.   | Ensure the surface of the sealed timber is free from dust.  | <ul style="list-style-type: none"> <li>Satin</li> </ul>  | Soft, Dry Cloth  | -                                  | 1 - 2  | 5 - 15 minutes  | Water   | 125g   |
|   |  <b>Furniture Polish Spray</b>         | A premium blend of refined oils that restores the surface of interior timber furniture.  | Coated interior timber furniture. Not suitable for uncoated timber.   | Clean coated timber with Feast Watson Floor Clean and allow to thoroughly dry.  | <ul style="list-style-type: none"> <li>Satin - Gloss</li> <li>Can be buffed to a higher gloss</li> </ul>   | Soft, Damp Cloth   | -                                  | 1 - 2  | 1 hour  | Warm water & soap   | 500ml  |
|   |  <b>French Polish</b>                  | Shellac-based product is designed to elegantly restore the timber with a warm, high gloss finish.  | Fine furniture and French Polished Surfaces.  | Previously French polished surfaces should be clean thoroughly with warm soapy water or wood turpentine.  | <ul style="list-style-type: none"> <li>Gloss</li> </ul>  | A brush or lint-free pad   | 12m <sup>2</sup> /L                | 4  | 1 hour  | Methylated Spirits. Soak application cloths in water prior to disposal.   | 250mL, 1L                                    |
|   |  <b>Shellac</b>                        | Ideal for reviving your antique and French Polished furniture to its original glory and glow.  | Fine Furniture. For tabletops or surfaces subject to high wear or liquid spills, Shellac should be top coated with a durable finish, like Feast Watson Timber Floor Oil.  | Sand to a smooth surface and remove all sanding dust. If timber is open or coarse, seal with Feast Watson Sanding Sealer and sand back as per instructions. | <ul style="list-style-type: none"> <li>Add a top coat of Floorseal Oil</li> </ul>  | Soft long handled brush, French Polish mop, rubber or cloth pad. | -                                  | As many as necessary to achieve the desired results.   | 1 hour  | Methylated Spirits. Soak application cloths in water prior to disposal.   | 250g, 1kg                                    |
|  <b>Orange Oil</b> | A penetrating oil that cleans and nourishes kitchen timber surfaces.  | Timber chopping boards, utensils and bowls.  | Ensure surface is clean and dry.  | <ul style="list-style-type: none"> <li>Cleans and restores</li> <li>Natural look</li> </ul>   | Floors: a water dampened applicator or mop<br>Furniture: a soft, damp cloth  | -  | 1 (or more)                        | -  | Mineral Turpentine. Soak application cloths in water prior to disposal.                               | 250ml   |  |
| CLEAR COATS   |  <b>Clear Varnish</b>                  | A silky smooth, tough, clear satin polyurethane finish.  | All interior woodwork including furniture, cabinetry, trim, window frames, skirting boards, doors, panelling, architraves, toys, etc. Also suitable for MDF and plywood.  | Proofseal (oily timber)<br>Sanding Sealer (open grain timber)<br>Timber Primer (wet area mould protection)  | <ul style="list-style-type: none"> <li>Clear smooth film</li> <li>Matt, satin or gloss finish</li> </ul>   | Brush, roller, applicator, spray                                 | 10-12m <sup>2</sup> /L             | 2 - 3  | 8 hours   | Mineral Turpentine. Soak application cloths in water prior to disposal.   | 250ml, 500ml, 1L, 4L                         |
|   |  <b>Glass Finish</b>                   | A two part, high build epoxy which provides an extremely hard, high gloss, glass-like finish.  | All interior timber furniture and accessories. Ideal for small craft or decoupage projects, and interior timber benches and table tops. Suitable as an embedding or casting medium. <b>Note:</b> Not suitable for exterior timber, flooring or vertical surfaces. | Proofseal (for best results)<br>Seal the surface with a suitable sealer before applying Glass Finish.   | <ul style="list-style-type: none"> <li>High gloss, glass-like finish</li> <li>Scratch resistant</li> <li>Equivalent to 60 coats of varnish in a single application</li> </ul>                        | Brush or spreader. Do not roll or spray                          | 0.5 - 1m <sup>2</sup>              | 1  | -   | Epoxy thinners  | 0.5m <sup>2</sup> kit<br>1m <sup>2</sup> kit |

# Product Reference Table

| PRODUCT                     | DESCRIPTION   | USE ON   | PREPARATION   | FINISH/APPEARANCE   | APPLY WITH  | COVERAGE  | NO. OF COATS   | RECOAT  | CLEAN UP              | SIZE  |           |
|-----------------------------|---|--|---|---|---|---|--|---|-----------------------|---|-----------|
| INTERIOR COLLECTION         |   |  |   |   |   |   |  |   |                       |   |           |
| CLEAR COATS                 |  <b>Wipe-On Poly</b>                                   | A clear, oil-based polyurethane that provides durable protection and acts as a barrier for your timber.  | All interior woodwork including furniture, doors, windows, architraves, panelling and trim.   | Bare Timber: Sand back surface<br>Previously Coated Timber: Sand back to a dull surface. Clean surface with Floor Clean.  | •Gloss or satin finish  | A clean lint free cloth   | 16m <sup>2</sup> /L  | 1 - 2   | 6 hours               | Mineral Turpentine. Soak application cloths in water prior to disposal. | 1L        |
|                             |  <b>Scandinavian Oil</b>                               | A clear blend of oils and resins, ideal for highlighting and restoring the natural colour and grain of timber.   | All interior woodwork including furniture, cabinetry, trim, window frames, skirting boards, doors, panelling, architraves, toys, etc. Also suitable for MDF and plyboard. | Proofseal (oily timber)<br>Sanding Sealer (open grain timber)<br>Timber Primer (wet area mould protection)  | •Clear natural finish<br>•Matt-satin finish   | Brush, soft clean cloth/pad   | 15-18 m <sup>2</sup> /L  | 1 - 2 (or more)   | 8 hours               | Mineral Turpentine. Soak application cloths in water prior to disposal. | 250mL, 1L |
|                             |  <b>Fine Buffing Oil</b>                               | A sophisticated blend of premium waxes and oils, ideal for restoring and rejuvenating interior timber surfaces.  | Interior woodwork including furniture, panelling, architraves and doors.  | Proofseal (uncoated timber)<br>Clear Varnish (coated timber)  | •Clear natural finish<br>•Mellow natural lustre<br>•Buff to high gloss  | Nylon scouring pad, fine steel wool, soft clean cloth/pad               | 20m <sup>2</sup> /L  | 1 (or more)   | 12 hours              | Mineral Turpentine. Soak application cloths in water prior to disposal. | 250mL, 1L |
|                             |  <b>Kitchen Timber Oil</b>                             | A natural looking, clear tung oil blend which penetrates deeply into timber in order to nourish and protect.   | Kitchen timber bench tops, salad bowls, utensils and chopping boards.   | Sand timber to a smooth surface.  | •Clear natural oiled look<br>•Matt finish   | Soft clean cloth  | 10-12m <sup>2</sup> /L   | 1 - 2 (or more)   | 24 hours              | Mineral Turpentine. Soak application cloths in water.                   | 250ml, 1L |
| FLOORING CLEARS             |  <b>Timber Floor Varnish</b>                           | A traditional, natural timber oil that dries to a subtle matt finish or can be waxed and buffed to achieve lustrous sheen.                                       | Timber and cork flooring, parquetry, timber benchtops, stairways, handrails, furniture, doors and trim.   | Clean surface with Feast Watson Floor Clean and allow to dry.   | •Clear coating; gloss or satin finish   | Brush, roller, lambswool applicator                                     | 12-14m <sup>2</sup> /L   | 2 (3 on porous timber)  | 12 hours              | Mineral Turpentine. Soak application cloths in water prior to disposal. | 1L, 4L    |
|                             |  <b>Timber Floor Oil</b>                               | A tung oil blend that penetrates deeply into timber and dries to a subtle, natural matt finish.  | Timber and cork flooring, parquetry, timber benchtops, stairways, handrails, furniture, doors, and trim.  | Clean surface with Feast Watson Floor Clean and allow to dry.   | •Matt<br>•Can be waxed and buffed to add sheen  | Brush, roller, cloth or lambswool applicator.                           | 10m <sup>2</sup> /L  | 2 (bare timber)   | 24 hours              | Mineral Turpentine. Soak application cloths in water prior to disposal. | 1L, 4L    |
|                             |  <b>Timber Floor Wax</b>                               | An oil based blend of waxes and oils that produces a hard wearing, yet natural finish to all interior flooring.  | Interior Timber Flooring, Parquetry and Furniture.  | Previous coatings need to be removed by sanding surface back to bare timber. Previous coatings of Timber Floor Wax can be recoated without sanding.   | •Hard Wearing Natural Clear   | Brush, Roller or Cloth  | 20m <sup>2</sup> /L (Softwood)<br>24m <sup>2</sup> /L (Hardwood) | 2   | 6 hours               | Mineral Turpentine. Soak application cloths in water prior to disposal. | 1L, 4L    |
| FLOORING STAINS & VARNISHES |  <b>Liming White Timber Floor Stain &amp; Varnish</b> | A translucent coating that provides a soft stain and a hard wearing finish to all interior timber, cork and bamboo floors.                                       | All interior woodwork, including furniture, cabinetry, trim, window frames, skirting boards, doors, panelling and architrave.   | Proofseal (for lightly coloured timber and oily timber) <b>Note:</b> Oil based sealers must be allowed to dry fully (approx 7 days) before applying Liming White Floor Finish)                          | •Soft milky effect to timber<br>•Adds colour, sheen and protection to timber in one step<br>•Satin finish<br>•Non yellowing | Brush, roller, cloth or lambswool applicator.                           | 8-12m <sup>2</sup> /L  | 1-3 (This is a three coat flooring system. If the desired colour is achieved in less than three coats, complete the system with a suitable water based clear floor coating) | 2 hours               | Water   | 4L        |
|                             |  <b>Black Japan Timber Floor Stain &amp; Varnish</b> | This oil-based formula and clear polyurethane provides a semi-transparent Black Japan Stain and Varnish for your interior timber flooring.                       | Bare timber and cork flooring.  | Sand timber to an even, smooth surface. Remember to vacuum or wipe your surface to remove any sanding dust.   | •Traditional Black Japan look<br>•Allows the grain pattern of timber to remain visible<br>•Satin finish                     | Brush, roller, cloth or lambswool applicator.                           | 8-12m <sup>2</sup> /L  | 1-3 (This is a three coat flooring system. If the desired colour is achieved in less than three coats, complete the system with a suitable water based clear floor coating) | 12 hours              | Mineral Turpentine. Soak application cloths in water prior to disposal  | 4L        |
|                             |  <b>Timber Floor Paint</b>                           | An opaque coating for use on timber, cork and parquetry. Can be tinted to a wide range of colours.   | New and existing interior timber, cork and parquetry floors.  | For best results, seal uncoated or tannin rich timber with Feast Watson Proofseal before applying Floor Paint.  | •Satin finish<br>•Opaque coating fully covers timber grain  | Brush, roller or lambswool applicator.                                  | 8-12m <sup>2</sup> /L  | 2+<br>(3 coats is recommended for maximum durability)   | 2 hours               | Water   | 4L        |
| PREPARATION & MAINTENANCE   |  <b>Floor Polish</b>                                 | A water based finish that adds shine and protection to coated flooring.  | Sealed timber, vinyl, tiles, terrazzo and marble floors. Use over Feast Watson Floorseal Oil, Floorclear and Slate & Pebble Sealer.                                       | Clean surface with Feast Watson Floor Clean   | •Gloss  | Clean sponge mop or Feast Watson Applicator and Floor Care Polish Sock. | -  | 1   | -                     | Water   | 1L        |
|                             |  <b>Floor Clean</b>                                  | An all purpose cleaner that leaves a streak free finish on timber and laminate floors.   | Over all hard floor finishes: timber, terrazzo and ceramic tiles, slate, linoleum and laminate floor.   | No preparation required.  | •Streak-free  | Mop   | 60m <sup>2</sup> /L  | 1   | -                     | Water   | 1L        |
|                             |  <b>Proofseal™</b>                                   | A fast drying sealer that locks in a timber's natural oils and tannins, providing a stable base for top coats.   | Timber and cork flooring, parquetry, timber benchtops, stairways, handrails, furniture, doors, and trim.  | New Timber: Sand to a smooth surface. To achieve a super-smooth finish apply a coat of Feast Watson sanding sealer and sand back as per directions. Previously Coated Timber: Sand back to bare timber. | •Satin  | Brush, roller or spray  | 8m <sup>2</sup> /L   | 2 (Bare timber)   | 12 hours              | Methylated Spirits. Soak application cloths in water prior to disposal. | 250ml, 1L |
|                             |  <b>Sanding Sealer</b>                               | A clear, fast-drying timber seal that fills the natural gaps of the timber grain creating a beautiful, smooth canvas for your timber coating                     | Ideal for filling open grain timbers.   | New Timber: sand timber.<br>Previously Coated Timber: Sand back to bare timber.   | •Clear  | Brush, roller or spray gun  | -  | 1   | Sanding Time: 6 hours | Mineral Turpentine. Soak application cloths in water prior to disposal. | 250mL, 1L |
|                             |  <b>Surface Restore</b>                              | A combination of hard-drying beeswax, carnauba wax and tung oil deeply penetrates and restores worn-out coated timber without the need to sand or strip it back. | All interior woodwork, worn furniture, cabinets and trims.  | Previously Coated Timber: Apply Feast Watson Floor Clean and allow to dry.  | •Satin - Gloss  | Nylon Scouring Pad or Fine Steel Wool (000)                             | 20m <sup>2</sup> /L  | 1 - 2   | After 12 hours        | Mineral Turpentine. Soak application cloths in water prior to disposal. | 250ml     |
|                             |  <b>Timber Primer</b>                                | Prepares your timber for stain and varnish. Designed to preserve wood by inhibiting mould and repelling water.   | Interior/Exterior, on all new timber.   | New Timber: Sand to a smooth surface. Previously Coated Timber: Sand back to a bare surface.  | -   | Brush, roller or spray  | 8m <sup>2</sup> /L   | 1-2   | 12 hours              | Mineral Turpentine. Soak application cloths in water prior to disposal. | 1L, 4L    |



## Product Reference Table

| PRODUCT                    | DESCRIPTION   | USE ON   | PREPARATION   | FINISH/APPEARANCE   | APPLY WITH  | COVERAGE                                     | NO. OF COATS  | RECOAT  | CLEAN UP   | SIZE  |                           |
|----------------------------|---|--|---|---|---|--|---|---|--|---|---------------------------|
| <b>EXTERIOR COLLECTION</b> |   |  |   |   |   |  |   |   |  |   |                           |
| OILS                       |  <b>Traditional Timber Oil</b>         | A traditional oil, enriched with eucalyptus for a natural finish on decking and exterior timber.   | All exterior timber including decking, outdoor furniture, pergolas, steps, fences, gates, posts, and beams.   | Prepare timber for coating with Feast Watson Woodclean as per the instructions.   | <ul style="list-style-type: none"> <li>•Matt, traditional oil finish</li> <li>•Rich colour</li> <li>•Semi transparent, natural look</li> </ul>  | Brush, roller, spray or lambswool applicator | 6–10m <sup>2</sup> /L   | 2 - 3   | Wipe off excess after 30 minutes. Recoat after 1 hour. | Mineral Turpentine. Soak application cloths in water prior to disposal. | 4L, 10L                   |
|                            |  <b>Outdoor Furniture Oil</b>          | A penetrating oil that is formulated to rejuvenate and maintain the natural look of outdoor timber furniture.  | Timber outdoor furniture, BBQ trolleys and benches.   | Prepare timber for coating with Feast Watson Woodclean as per the instructions.   | <ul style="list-style-type: none"> <li>•Semi-transparent, natural look</li> <li>•Enhances the timber grain</li> <li>•Matt finish</li> </ul>   | Brush  | 6–10m <sup>2</sup> /L   | 2   | 12 hours   | Mineral Turpentine. Soak application cloths in water prior to disposal. | 500mL, 1L, 2L, 300g spray |
|                            |  <b>Wood Shield Oil</b>                | A semi-transparent timber oil with added waxes for enhanced water resistance, perfect for vertical surfaces.   | All dressed and rough sawn exterior timber excluding decking. Ideal for window frames (can be used inside and out), exposed beams, weatherboards, cladding, pergolas, doors and trim, gates and fences. | Prepare timber for coating with Feast Watson Woodclean as per the instructions.   | <ul style="list-style-type: none"> <li>•Semi transparent pigmented</li> <li>•Natural matt finish</li> <li>•Can be overcoated with Weatherproof for a gloss or satin finish</li> </ul> | Brush, roller, spray                         | 6–10m <sup>2</sup> /L   | 2-4   | 30 minutes<br>This product can be coated wet on wet.   | Mineral Turpentine. Soak application cloths in water prior to disposal  | 1L, 4L, 10L               |
| FINISHES                   |  <b>Wet Look Decking Oil</b>           | A timber finish that provides a lasting, freshly coated 'wet look'. It's fast drying, has low odour and is water wash-up.                            | Decks, timber outdoor furniture, pergolas, fences and gates.  | Prepare timber for coating with Feast Watson Woodclean as per the instructions.   | <ul style="list-style-type: none"> <li>•Gloss 'wet look' finish</li> <li>•Freshly coated 'wet timber' look</li> <li>•Semi-transparent</li> <li>•Enhances timber grain</li> </ul>      | Brush, lambswool applicator                  | 8–12m <sup>2</sup> /L   | 2–3   | 4 hours  | Water   | 250ml, 4L, 10L            |
|                            |  <b>Matt Look Decking Oil</b>          | A water based modified oil that provides a lower sheen look and long lasting protection to all exterior timber.                                      | Decks, timber outdoor furniture, pergolas, fences and gates.  | Prepare timber for coating with Feast Watson Woodclean as per the instructions.   | <ul style="list-style-type: none"> <li>• Matt finish</li> <li>• Semi transparent, natural look</li> <li>• Enhances the timber grain</li> </ul>  | Brush, lambswool applicator                  | 8–12m <sup>2</sup> /L   | 2–3   | 4 hours  | Water   | 250mL, 1L, 2L, 4L         |
| STAINS                     |  <b>Timber &amp; Deck Stain</b>        | A penetrating, semi-transparent exterior timber finish. Timber & Deck Stain adds rich colour and a subtle sheen to timber.                           | Perfect for decks. Suitable for all exterior timber and interior doors, exposed beams, window frames and skirting boards.   | Prepare timber for coating with Feast Watson Woodclean as per the instructions.   | <ul style="list-style-type: none"> <li>•Transforms colour of timber</li> <li>•Adds subtle sheen</li> <li>•Retains timber grain</li> </ul>   | Brush, roller, applicator, spray             | 8–12m <sup>2</sup> /L   | 2   | 12 hours   | Mineral Turpentine. Soak application cloths in water prior to disposal  | 250mL, 2L, 4L, 10L        |
| STAINS & VARNISH           |  <b>Exterior Stain &amp; Varnish</b> | Restores and transforms exterior timber by adding sophisticated, rich colour with premium blended polyurethane.                                      | Exterior timber doors, windows and trim.  | Intergrain Tannin and Oil remover or leave to weather for 4-6 weeks (Bare timber) Woodclean (Weathered/Previously coated timber)  | <ul style="list-style-type: none"> <li>•Gloss</li> </ul>  | Brush or spray                               | 10m <sup>2</sup> /L   | 3   | 12 hours   | Mineral Turpentine. Soak application cloths in water prior to disposal  | 500mL, 1L                 |
| CLEARS                     |  <b>Weatherproof Varnish</b>         | A clear, polyurethane timber finish incorporating UV screening that provides excellent, all round timber protection.                                 | Outdoor furniture, barbecues, doors, trim, handrails, cabin brightwork, window frames etc.  | Prepare timber for coating with Feast Watson Woodclean as per the instructions.   | <ul style="list-style-type: none"> <li>•Transparent, natural colourless look</li> <li>•Enhances the timber grain</li> <li>•Gloss &amp; satin finish</li> </ul>                        | Brush, roller, spray                         | 10–12m <sup>2</sup> /L  | 3–4   | 12 hours   | Mineral Turpentine. Soak application cloths in water prior to disposal  | 500ml, 1L, 4L             |
|                            |  <b>Spar Marine Varnish</b>          | High gloss flexible, marine grade timber varnish designed to withstand the rigours of sun, water and harsh outdoor treatment.                        | Marine and exterior timber above the waterline.   | Prepare timber for coating with Feast Watson Woodclean as per the instructions.   | <ul style="list-style-type: none"> <li>•Transparent, natural colourless look</li> <li>•Enhances the timber grain</li> <li>•High gloss finish</li> </ul>                               | Brush, roller, spray                         | 10-12m <sup>2</sup> /L  | 3-5   | 12-24 hours  | Mineral Turpentine. Soak application cloths in water prior to disposal  | 500ml, 1L, 4L             |
|                            |  <b>Slate &amp; Pebble Sealer</b>    | A tough, clear, non yellowing coating formulated to lock out moisture and protect stone surfaces from even the toughest of conditions.               | Slate and pebble floors, bathrooms, foyers, driveways, steps, pathways.   | Clean the surface with Feast Watson Floor Clean. For new concrete and aggregate pebbles allow the surface to cure for 28 days then treat surface with a 10% solution (dilute) of Hydrochloric Acid following back of pack instructions. | <ul style="list-style-type: none"> <li>•Transparent, natural colourless look</li> <li>•Enhance natural</li> </ul>   | Brush, roller, applicator, spray             | 6–12m <sup>2</sup> /L   | 2   | 2 hours  | Xylene  | 1L, 4L, 10L               |
| PREPARATION & MAINTENANCE  |  <b>Woodclean</b>                    | Cleans and rejuvenates new and weathered timber, and prepares timber for coating. Helps to remove dirt, oils, mould, tannins and other contaminants. | All exterior timber.  | Sweep surface clean and thoroughly wet down with water.   | –   | Stiff bristled brush or broom                | 1 litre of Woodclean dilutes with four litres of water to treat 20m <sup>2</sup> /L | 1 (Severe stains and tannin rich timbers may require a stronger mix or repeat applications) | When completely dry                                    | Water   | 1L, 4L                    |



## Feast Watson. Professional timber finishes.

We love timber. It has been used for thousands of years for buildings, furniture and decoration and it continues its popularity today because of its versatility, warmth, character and natural beauty. Enhancing and preserving the natural beauty of timber has been Feast Watson's aim since our beginnings in Sydney in 1922. We've grown by innovating new products with advanced UV and weather resistance, durability and ease of application. Each product in this guide is designed to give a long-lasting, beautiful finish to timber.

Feast Watson products are the choice of discerning woodcare enthusiasts and trade professionals who share our love of timber. Our wide range of finishes and colours enable you to get the perfect finish for every timber project.



## FEAST WATSON®

For further information visit [www.feastwatson.com.au](http://www.feastwatson.com.au)  
Feast Watson product advice line: 1800 252 502

Note: Due to limitations of the printing process, photographic and printed images may not represent true colours.

 @feast\_watson      [pinterest.com/feastwatson](https://pinterest.com/feastwatson)

1956 Dandenong Road, Clayton VIC 3168  
Feast Watson® is a registered trade mark. Proofint is a trade mark.

FW-INT 05/23

Artist Credit: Artwork on the front cover by Tiny Stories.  
Source: [tinystories.nl](http://tinystories.nl)

RELOVE THIS BOOK AND GIVE IT TO SOMEONE ELSE WHEN YOU'RE FINISHED WITH IT.