

Feast Watson Timber Floor Paint

AU_DW02890

Part A	710W0051 WHITE; 710W0052 ULTRA DEEP BASE
---------------	--

Description

FEAST WATSON TIMBER FLOOR PAINT IS AN OPAQUE, WATER BASED COATING FOR INTERIOR TIMBER FLOORS. TIMBER FLOOR PAINT HAS BEEN SPECIALLY FORMULATED TO PROVIDE SUPERIOR ABRASION RESISTANCE AND DELIVERS OUTSTANDING ADHESION FOR LONGER LASTING RESULTS. TIMBER FLOOR PAINT CAN BE USED ON NEW AND EXISTING INTERIOR TIMBER, CORK AND PARQUETRY FLOORS. IT IS IDEAL FOR INTERIOR TIMBER FLOORING SUBJECT TO HIGH WEAR, AND CAN BE TINTED TO A WIDE RANGE OF COLOURS.

Features

- OPAQUE, WATER BASED COATING FOR INTERIOR TIMBER FLOORS
- SUPERIOR ABRASION RESISTANCE
- TINT TO A WIDE RANGE OF COLOURS

Uses





USE ON NEW AND EXISTING INTERIOR TIMBER, CORK AND PARQUETRY FLOORS

Precautions And Limitations

Do NOT apply this product at temperatures below 10°C or above 35°C.

Performance Guide

Weather	Interior only	Abrasion	Very good
----------------	---------------	-----------------	-----------

Typical Properties																											
Gloss Level	15-30% measured at 60 degrees	Thinner	Water																								
Colour	Available in White and tinted colours	Number Of Coats	2-3																								
V.O.C. Level	<65g/L	Meets GBCA VOC Requirement?	Yes. Total Volatile Organic Content (TVOC) values are calculated in accordance to the stated methodology within Green Star Technical Manuals. The TVOC content is theoretically calculated as the sum total of the known VOC values of the product's raw material components. These materials include the base paint plus additional low VOC tinter required for non-factory packaged colours.																								
Clean Up	 Water																										
Application Method	 Brush  Roller  Pad																										
Application Conditions	<table> <tr> <td>Solids By Volume</td><td>33</td><td></td><td></td></tr> <tr> <td></td><td>Min</td><td>Max</td><td>Recommended</td></tr> <tr> <td>Wet Film Per Coat (microns)</td><td></td><td></td><td></td></tr> <tr> <td>Dry Film Per Coat (microns)</td><td></td><td></td><td></td></tr> <tr> <td>Recoat Time (min)</td><td>2 hours</td><td></td><td></td></tr> <tr> <td>Theoretical Spread Rate (m²/L)</td><td></td><td></td><td></td></tr> </table>			Solids By Volume	33				Min	Max	Recommended	Wet Film Per Coat (microns)				Dry Film Per Coat (microns)				Recoat Time (min)	2 hours			Theoretical Spread Rate (m²/L)			
Solids By Volume	33																										
	Min	Max	Recommended																								
Wet Film Per Coat (microns)																											
Dry Film Per Coat (microns)																											
Recoat Time (min)	2 hours																										
Theoretical Spread Rate (m²/L)																											
Typical Properties Notes	<p>COVERAGE Softwood: 8 - 10m² per litre. Hardwood: 10 - 12m² per litre. Cork: 8 - 10m² per litre.</p> <p>DRYING TIME Drying times are given at 25°C and 50% relative humidity. Lower temperatures and higher humidity can lead to extended drying times. Touch Dry: 30 minutes. Recoat: 2 hours. Allow 24 hours before light foot traffic and 72 hours for normal traffic. Full curing after 7 days.</p>																										

Application Guide

Surface Preparation	<ul style="list-style-type: none"> NEW OR BARE TIMBER/CORK Punch exposed nails below the surface. Holes and imperfections should be filled with timber putty. Sand timber to an even, smooth surface. Vacuum and wipe to remove dust. Prepare uncoated cork tiles in accordance with the supplier's recommendation. Seal bare timber with 1 coat of Feast Watson® PROOFSEAL. Apply according to label instructions. <p>PREVIOUSLY COATED SURFACES Clean surface with Feast Watson® FLOORCLEAN™ and allow to dry. Sand surface thoroughly until a uniform matt appearance is achieved. Vacuum and wipe to remove dust. Check adhesion by applying TIMBER FLOOR PAINT to a small test area. Allow to dry for 24hrs then firmly press a strip of sticky tape over the test area and rip off quickly. If coating is removed, it will not adhere to the surface so the surface needs to be sanded back to bare timber or cork. If coating is not removed, sand the test area back to a uniform matt surface. If previous coating has worn back to expose bare timber or cork it must be completely removed.</p>
Application Procedure And Equipment	<ul style="list-style-type: none"> Surfaces to be coated must be dry and free from all dirt, dust, grease, wax, polish and oil. TIMBER FLOOR PAINT should be mixed thoroughly, with a flat blade stirrer, before and during application, taking care NOT to introduce bubbles. Apply with a Feast Watson® FLOOR FINISH APPLICATOR, brush or short nap roller. Work along the whole length of 3 - 4 floorboards at a time, maintaining a wet edge to prevent lap marks. Ensure final brush strokes are in the direction of the grain. Take care to not introduce bubbles. When the first coat is thoroughly dry, apply second coat as outlined above. <p>Note, if grain raising is present a light sand is required before the second coat.</p> <p>For a longer wearing finish apply a third coat as per previous instruction. If a gloss finish is applied, apply a suitable gloss water based floor coating, such as Cabot's® CFP as per label instructions.</p> <p>Do NOT apply this product at temperatures below 10°C or above 35°C.</p> <p>THINNING In hot temperatures (over 30°C) thin with up to 100mls of water per litre to ease application and slow drying.</p> <p>MAINTENANCE Regularly clean using FLOORCLEAN™. Monitor the surface for signs of colour loss or surface defects. When floor requires an additional coat of TIMBER FLOOR PAINT, apply as per the instructions for Previously Coated Surfaces.</p>

Health And Safety

MSDS Number	DLXGHSEN000260	Using Safety Precautions	Keep out of reach of children. Avoid contact with skin and eyes or breathing vapour and spray mist. Wear waterproof gloves and safety glasses. Use only in well ventilated areas. Wash hands after use. Slippery when spilt; clean up immediately.
Health Effects	<p>FIRST AID: If poisoning occurs, contact a Doctor or Poisons Information Centre (AUST: 131 126; NZ 0800 764 766).</p> <p>SWALLOWED: Rinse mouth with water. If swallowed, do NOT nduce vomiting. Give a glass of water.</p> <p>EYE: If in eyes, hold eyes open, flush with running water for at least 15 minutes.</p> <p>SKIN: If skin contact occurs, remove contaminated clothing and wash skin thoroughly.</p> <p>INHALED: Remove from contaminated area.</p>	Flammability	Non-flammable liquid
Fire Suppression	If involved in a fire use water fog, foam or dry agents. Avoid breathing products of combustion	Protective Equipment	Wear waterproof gloves and safety glasses
Storage	Keep out of reach of children.	Disposal	Refer to Local Authority for disposal advice. Do not empty into drains and waterways. Empty paint containers should be disposed through local council collection services and recovery centres or taken to a Paintback (Australia) or Painttakeback (NZ) collection point. Contact your local council for information on services in your area.
Other	<p>SEE THE SAFETY DATA SHEET FOR ADDITIONAL INFORMATION.</p> <p>For further information or a copy of the Safety Data Sheet call Feast Watson® Customer Service Department on AUST 1800 252 502, NZ 0800 222 687.</p> <p>EMERGENCY INFORMATION: AUST – 1800 220 770; NZ – 0800 220 770 (ALL HOURS).</p>		
In the case of emergency, please call 1800 033 111			

Transport And Storage

Pack A	710W0051 White; 710W0052 Ultra Deep Base		
Size			Weight
4L White			5.30kg
4L Ultra Deep Base			5.00kg

Disclaimer

Dulux, Selleys and Other marks followed by ® are registered trademarks. Marks followed by the symbol of ™ are trademarks.

The data provided within the Duspec system is correct at the time of publication, however it is the responsibility of those using this information to check that it is current prior to specifying or using any of these coating/product systems.

DISCLAIMER: Any advice, recommendation, information, assistance or service provided by any of the divisions of DuluxGroup (Australia) Pty Ltd or its related entities (collectively, DuluxGroup) in relation to goods manufactured by it or their use and application is given in good faith and is believed by DuluxGroup to be appropriate and reliable. However, any advice, recommendation, information, assistance or service provided by DuluxGroup is provided without liability or responsibility PROVIDED THAT the foregoing shall not exclude, limit, restrict or modify the right entitlements and remedies conferred upon any person or the liabilities imposed upon DuluxGroup by any condition or warranty implied by Commonwealth, State or Territory Act or ordinance void or prohibiting such exclusion limitation or modification. Coating/product systems can be expected to perform as indicated on the Duspec Spec Sheet so long as applications and application procedures of the individual products are followed as recommended on the appropriate Product data Sheet. "DuluxGroup" "Dulux" "Selleys" "Berger" "Berger Gold Label" "Hadrian" "Walpamur" "Levene" "Acratex" and Other marks followed by ® are registered trademarks of DuluxGroup (Australia) Pty Ltd ABN 67 000 049 427. Marks followed by the symbol ™ are trademarks.

Please note that this document is only valid for 60 days from the date of issue.

DuluxGroup (Australia) Pty Ltd 1956 Dandenong Road, Clayton, Victoria 3168 AU ABN 67 000 049 427