


# THE PROJECT BOOK 2021







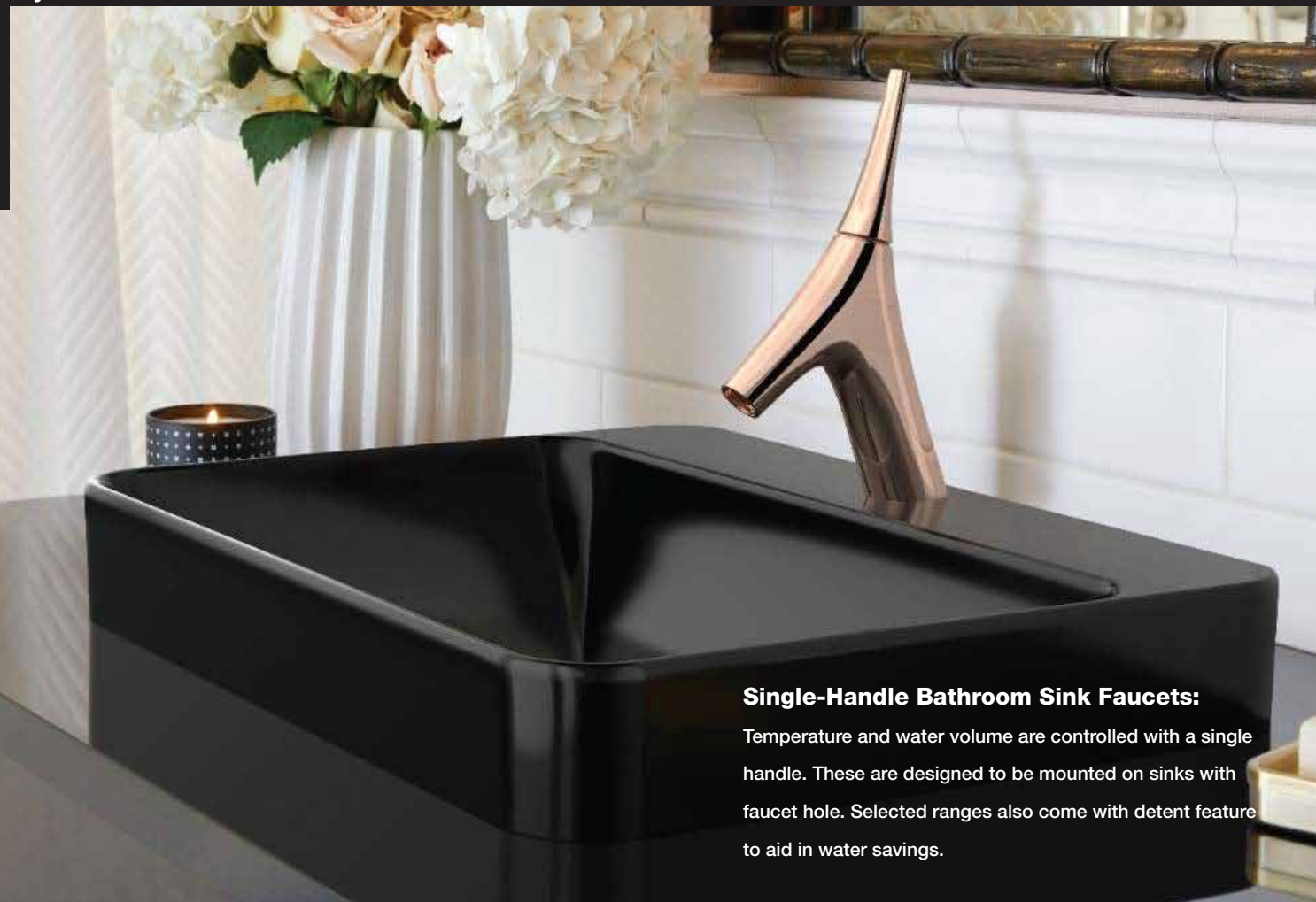
# TABLE OF CONTENTS

<b>FAUCETS</b>	<b>4-9</b>
Vive	5
Aleo+	6
Aleo	7
Taut	8
Beam	9
<b>SHOWER</b>	<b>10-14</b>
Rainheads and Showerheads	11
Handshower	13
<b>BASINS</b>	<b>15-20</b>
Modern Life Edge	16
Forefront	17
Kankara	18
Span	19
Ladena	20
<b>BIDET SEAT</b>	<b>21-22</b>
Smart Bidet Seat	21
Manual Bidet Seat	22
<b>FACE PLATE</b>	<b>23-24</b>
<b>IN-WALL TANK</b>	<b>25-27</b>
Instafit + and Instafit	26
Soft Press	27
<b>TOILETS</b>	<b>28-31</b>
Wall-Hung Toilets	29
Two-Piece Toilets	31
<b>VALVES</b>	<b>32-34</b>
Recessed Valves, Exposed Valves and Thermostatic Valves	32-33
<b>FITTINGS AND ACCESSORIES</b>	<b>35-40</b>
<b>COMMERCIAL PRODUCTS</b>	<b>41-42</b>
<b>ICONIC PROJECTS IN AFRICA</b>	<b>43-44</b>
<b>WARRANTY</b>	<b>47-48</b>



## FAUCETS

Bathroom faucets are the most demonstrative elements in the bathroom space. We offer a wide array of designs and finishes to create a space that is a tailored expression of your personal style.



### Single-Handle Bathroom Sink Faucets:

Temperature and water volume are controlled with a single handle. These are designed to be mounted on sinks with faucet hole. Selected ranges also come with detent feature to aid in water savings.



### Single-Handle Tall Bathroom Sink Faucets:

Temperature and water volume are controlled with a single handle. However, these faucets are mounted directly on counter. These provide for better cleanability and neater modern look around the countertops.



### Wall Mount Bathroom Sink Faucets:

Temperature and water volume are controlled with a single handle. These are ideal for above-counter, wall-mount and under-mount sinks. They also help keep the countertops clear and offer better cleanability.





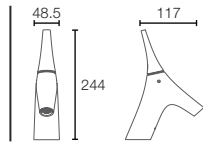
## VIVE

A faucet that embraces an unmistakable balance of modernity and fluidity in design. Inspired by the swift motions of ballet, Vive celebrates human gestures.



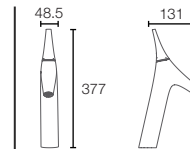
VIVE | K-23966IN-4ND-CP

Single control lav faucet in polished chrome



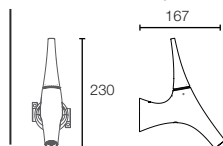
VIVE | K-23967IN-4ND-CP

Single control tall lav faucet in polished chrome



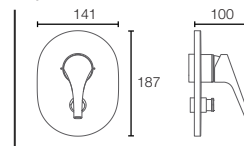
VIVE | K-23975IN-4ND-CP

Single control monoblock wall lav faucet mount in polished chrome



VIVE | K-23971IN-4FP-CP

AT235 recessed bath and shower trim in polished chrome



Must Order^: K-882IN-CP



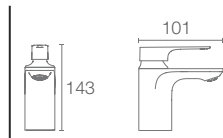
## ALEO+™

The Aleo+™ faucet collection brings elegance into the home with its minimalist design. The thin handle of Aleo+™ basin provides easy functionality and outstanding control.



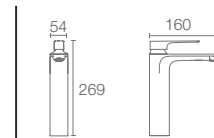
ALEO+™ | K-72312IN-4-CP

Single-control basin faucet without drain in polished chrome



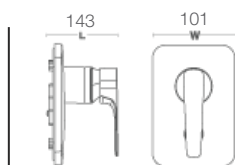
ALEO+™ | K-72337IN-4-CP

Single control tall basin faucet without drain in polished chrome



ALEO+™ | K-72328IN-4-CP

Recessed bath and shower trim







# ALEO™

A carefully considered flat-surfaced handle creates contemporary lines and offers complete control.

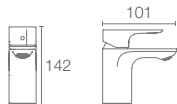
FAUCETS



ALEO™

K-72275IN-4ND-CP

Single-control basin faucet without drain in polished chrome



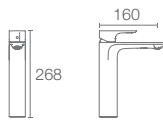
Finishes available only in faucet without drain



ALEO™

K-72298IN-4ND-CP

Single-control toll basin faucet without drain in polished chrome



Finishes available only in faucet without drain



ALEO™

K-72290IN-4FP-CP

Recessed bath and shower trim in polished chrome



\*Must Order^: Trim only, for use with valve K-882IN-CP

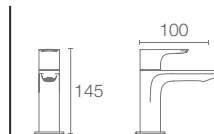
# TAUT™

Melding thoughtful design with reliable performance, the Taut™ faucet collection brings elegant functionality to your bathroom.



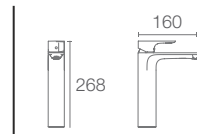
TAUT™ | K-74013IN-4BND-CP

Single-control basin faucet in polished chrome



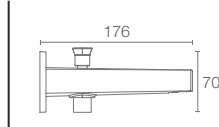
TAUT™ | K-74026IN-4BND-CP

Single-control tall basin faucet in polished chrome



TAUT™ | K-74051IN-CP

Bath spout with diverter





# BEAM

Combining an aerodynamic profile with sleek contours, the Beam faucet collection is an eye-catching blend of function and fashion.



BEAM | K-26040IN-4ND-CP

Beam single control lav without drain faucets



BEAM | K-26046IN-4FP-CP

Bath spout without diverter



BEAM | K-26045IN-CP

Aqua-Turbo 230 recessed bath & shower trim

## SHOWER

Featuring KOHLER® spray technology, KOHLER® rainheads offer complete coverage with full, heavy water drops to give you a thoroughly drenching, spa-like experience and are great for a relaxing shower.

SHOWER



THE BOLD LOOK  
OF **KOHLER**®



# RAIN SHOWERHEAD

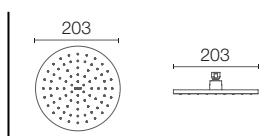
Featuring KOHLER® Catalyst technology, KOHLER® rainheads offer complete coverage with full, heavy water drops to give you a thoroughly drenching, spa-like experience and are great for a relaxing shower.

SHOWER



RAIN SHOWERHEAD | K-73037T-CL-CP

203mm round ultra-thin rainhead in polished chrome

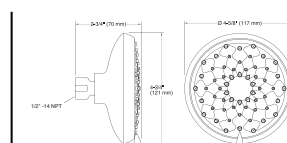


Must Order^: Wall/ceiling-mount shower arm in polished chrome (K-16346IN-CP/ K-16347IN-CP/K-11623IN-CP)



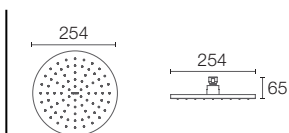
AWAKEN® B110 | K-72425IN-CP

Multifunctional showerhead



RAIN SHOWERHEAD | K-73198IN-CP

203mm round Catalyst® rainhead in polished chrome

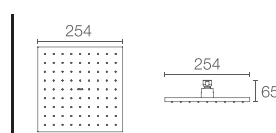


Must Order^: Wall/ceiling-mount shower arm in polished chrome (K-16346IN-CP/K-16347IN-CP/K-11623IN-CP)



RAIN SHOWERHEAD | K-73199IN-CP

203mm square Catalyst® rainhead in polished chrome



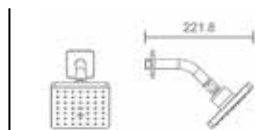
Must Order^: Wall/ceiling-mount square shower arm in polished chrome (K-20138IN-CP/K-20137IN-CP)



PARALLEL

K-22645IN-CP

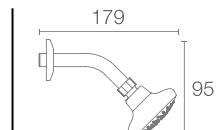
Square showerhead in polished chrome  
(with shower arm)



COMPLEMENTARY

K-16356IN-CP

Single-function showerhead in polished  
chrome (with shower arm and flange)





# HANDSHOWER

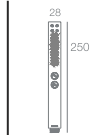
Showering is so much more than simply a place to get clean. It can be a place for relaxation and invigoration or for healing and reflection. We offer the widest range of showering components with industry leading features.



SHIFT+™

K-21336IN-CP

Square Handshower with hose in polished chrome



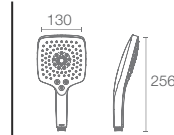
Must Order^: Handshower bracket in polished chrome (K-9038IN-CP/ K-9039IN-CP/K-9040IN-CP)



RAINDUET 3.0

K-24717IN-CP

Handshower without hose




Must order^: Hose 12067IN-CP



SHIFT+™

K-21335IN-CP

Shift+™ Round Handshower with hose in polished chrome



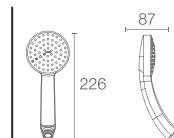
Must Order^: Handshower bracket in polished chrome (K-9038IN-CP/ K-9039IN-CP/K-9040IN-CP)



COMPLEMENTARY

K-16359IN-A-CP

Single-function Handshower with hose in polished chrome

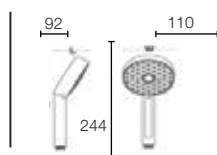


Must Order^: Handshower bracket in polished chrome (K-9038IN-CP/ K-9039IN-CP/K-9040IN-CP)



AWAKEN	K-72415IN-CP
--------	--------------

Geometric multi-mode handshower with hose



## BASINS

**Bathrooms Basins and Sinks:** While faucets make design statement, bathroom sinks are underlying to the design and look of the bathroom. Among material and color options, installation types, design styles and decorative options we offer wide range of choice for your dream project.



### **Bathroom Sinks with One Faucet Hole:**

These sinks come with one hole to accommodate single-handle faucets. This is a commonly used configuration.



BASINS

### **Bathroom Sinks & vessels with No Faucet Holes:**

These are modern, neat, and easy to clean. The faucet in these cases is mounted on the wall or the countertop. We recommend this configuration.



### **Wall-Mount Bathroom Sinks:**

Offers easy wheelchair access and mounts to the wall with metal brackets. We offer ranges available with shroud to conceal connecting pipes.



### **Pedestal Bathroom Sinks:**

Ideal for a small space or powder room. Features a generous bowl size and ample deck space for hand soap and grooming essentials.

THE BOLD LOOK  
OF **KOHLER**



# MODERN LIFE EDGE™

Transform your sanctuary with the minimalistic magic of ModernLife EDGE™. Discover the contemporary aesthetics and ergonomic comfort of specially designed seat and splash free vessel, as you experience the unmatched hygiene of true rimless design.



MODERN LIFE™

K-77762T-0

Vessel basin without faucet hole in white



Depth: 130mm



CAXTON™

K-2211IN-0

Undercounter basin in white



Depth: 140mm



CAXTON™

K-2210IN-0

Undercounter basin in white



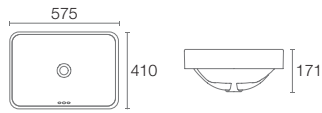
## FOREFRONT™

Sleek and contemporary, the Forefront Rectangle vessel-style sink features a wide, shallow basin and rounded edges in true minimalist fashion. Countertop installation ensures this sink will stand out in your bathroom as a striking focal point.




FOREFRONT™ | K-5373IN-0

Vessel basin without faucet hole in white



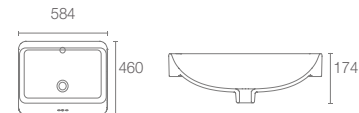
Depth: 124mm

Must Order^: K-75823IN-CP  
bottle trap 350mm



FOREFRONT™ | K-2660IN-1-0

Vessel basin with single faucet hole in white



Depth: 152mm

Must Order^: (K-75823IN-CP)  
bottle trap 350mm



SERIF™ | K-2075IN-1-0

Self-rimming basin with single faucet hole in white



Depth: 158mm

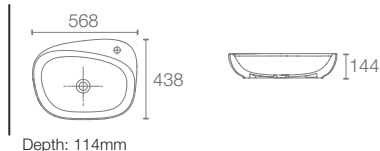
# KANKARA

The two luxuries that we most commonly take for granted are Time and Earth. Both of these precious things are referenced in the design of our Kankara vessels.



KANKARA™ | K-76600IN-0

Vessel basin with single faucet hole in white

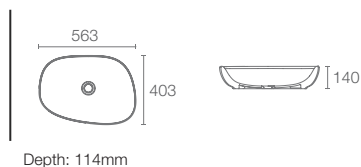


Must Order^: K-24740IN-0 and K-75823IN-CP drain and bottle trap 350mm



KANKARA™ | K-76601IN-0

Vessel basin without faucet hole in white

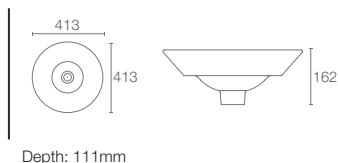


Must Order^: K-24740IN-0 and K-75823IN-CP drain and bottle trap 350mm



CONICAL BELL™ | K-2200IN-0

Vessel basin without faucet hole in white



Must Order^: K-75823IN-CP bottle trap 350mm



# SPAN

Geometric designs with reliable performance, Span bathroom collection works well in contemporary environments. A purely geometric approach to the toilets with warm and humanist details add to the character of Span. It is soft to touch and has no sharp edges whilst being true to its geometric origins, allowing for flexibility that fits into any minimalist bathroom space.

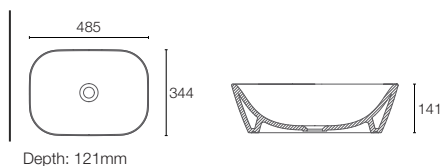


BASINS



SPAN | K-31459IN-0

Vessel basin without faucet hole in white

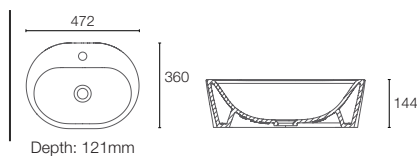


Must Order^: K-75823IN-CP and K-20746IN-0  
drain and bottle trap 350mm



SPAN | K-25318IN-0

Round vessel basin with single faucet hole in white

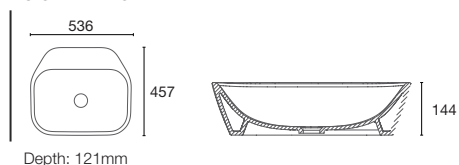


Must Order^: K-75823IN-CP and K-20746IN-0  
drain and bottle trap 350mm



SPAN | K-25316IN-0

Square vessel basin with single faucet hole in white



Must Order^: K-75823IN-CP and K-20746IN-0  
drain and bottle trap 350mm



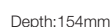
SPAN | K-25317IN-0

Wall mount wash basin

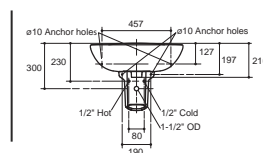
With its unique, oblong shape and clean lines, Ladena evokes casual elegance. This spacious and distinctive sink pairs classic style with versatility, and is a great choice to complement both traditional and modern bathrooms.



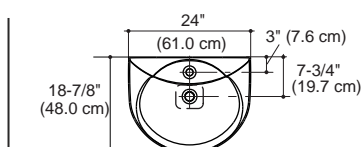
Undercounter basin in white



### Semi-pedestal lavatory



Pedestal lavatory with single faucet hole



## SMART BIDET SEAT

The C3<sup>®</sup>-230 smart bidet toilet seat brings you the freshness of personal cleansing in a slim, low-profile design made to the most elongated toilets. This heated seat comes with an easy-to-use touchscreen remote that allows you to adjust and set all your personal preferences, from water temperature and pressure to seat temperature and air-drying. A built-in night light provides illumination to the bowl, and the self-cleaning stainless-steel wand uses UV light for automatic sanitizing.

BIDET SEAT





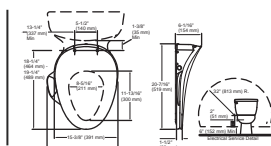


## MANUAL BIDET SEATS

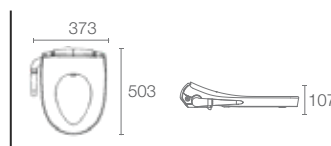
The Pureclean<sup>TM</sup> manual bidet seat makes it easy to add the freshness and assurance of personal cleansing to your existing toilet. With a sleek, low-profile seat design, Pureclean provides the superior cleansing of a bidet spray wand that is fully adjustable for position and water pressure. This manual cleansing seat requires no electricity or batteries and installs in minutes, connecting to the toilet's water supply line.



C<sup>3</sup> -230 | K-4108-O  
Elongated bidet toilet seat



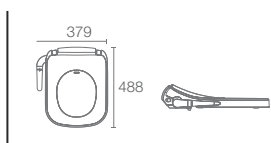
PURECLEAN<sup>TM</sup> | K-72757IN-O  
Manual cleansing seat (Oval)



Compatible toilets  
K-77017IN-0 Forefront<sup>TM</sup> wall-hung toilet



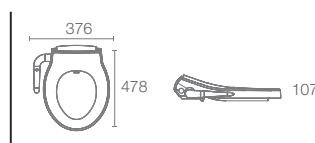
PURECLEAN<sup>TM</sup> | K-8196IN-0  
Manual cleansing seat (square)



Compatible toilets  
K-99992IN-0 Replay<sup>™</sup> wall-hung toilet  
K-28778IN-0 Span square wall-hung toilet



PURECLEAN<sup>TM</sup> | K-8195IN-0  
Manual cleansing seat (Round)



Compatible toilets


## FACE PLATE

Faceplates accentuate and create a pleasant contrast to a neat and sophisticated look of the wall-hung toilets. We offer a wide range of faceplates to complement your selection of toilets.



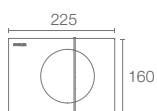
FACE PLATE

# FACE PLATE



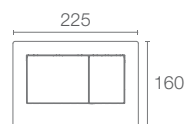
**NOTE™** | K-75891IN-M-CP

Faceplate in polished chrome



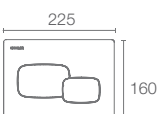
**BEVEL** | K-8857IN-M-CP

Faceplate in polished chrome



**PEBBLE** | K-5413IN-M-CP

Pneumatic mechanical  
faceplate in polished chrome





# IN-WALL TANK

IN-WALL TANK



In-wall tanks and cisterns: In-wall tanks are critical to reliable performance of the wall-hung toilet. Available in both pneumatic and mechanical options, our range of Instafit In-wall tanks boast of industry leading features.

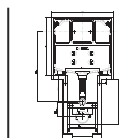
# INSTAFIT+

Designed to accommodate any of our wall-hung toilets, KOHLER® in-wall tanks provide reliable performance and sleek styling for commercial and residential bathrooms. Minimizing clutter for optimal use of space and ease of cleaning, these in-wall tanks and tank covers with dual actuation offer a modern solution.



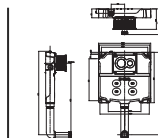
INSTAFIT | K-20084IN-P-NP

Pneumatic with accessory box



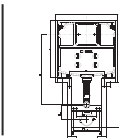
INSTAFIT | K-20085IN-P-NP

Pneumatic with accessory box



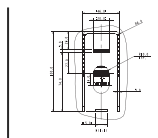
INSTAFIT | K-20084IN-M-NP

Mechanical with accessory box



INSTAFIT | K-20085IN-M-NP

Mechanical with accessory box



ACCESSORIES | K-1225108-0

Dual support chair bracket for wall-hung installation



Connector Box  
for In-wall Tank

1355356

## SOFT PRESS™

The wall becomes the new focus of luxury with Kohler® Softpress™ Flush Valve. A stylish straight-line design complements the décor elegantly, while superior-grade components & dual-flush Pneumatic technology ensure unmatched performance. Be it effortless actuation, great flow (even at low pressures), big water savings or easy maintenance, Softpress™ by Kohler® marks a truly watershed addition to your wall-hung toilets.

IN-WALL TANK



### Effortless Flushing

smooth action with minimum force  
- ideal for elderly & children.



### Adjustable Flow Rate

Time delay mechanism aids flushing  
adjustability.



### Water Saving

Accurate volume setting without  
loss in flow rate.



### Ease of Installation

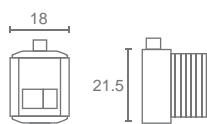
Height adjustable through connection  
accessories to match all toilet rough-in.



SOFT PRESS™

K-31538IN-CP

Flush valve - Pneumatic



THE BOLD LOOK  
OF **KOHLER**®

## TOILETS

KOHLER® toilets are designed with a variety of performance driven flushing systems that are engineered to meet your particular demands. Whether your needs are based on extraordinary flushing power or complete, quiet performance with added comfort, KOHLER® toilets provide the perfect solution. Select models integrate with KOHLER® suites and ensembles to create a unified look throughout your bathroom.



### Wall-Hung Toilets:

Ideal for bathrooms with a limited footprint, a wall-hung toilet features a sleek, easy-to-clean design. With a hidden in-wall tank, only the bowl and flush plate are mounted to the wall, resulting in a streamlined profile that saves up to 12" of space over floor-mount models and simplifies cleaning. We recommend this configuration.

### One-Piece Toilets:

A one-piece toilet is crafted from one single piece of ceramic, so the bowl and tank are integrated. This eliminates the seam between the bowl and tank, making it easier to keep clean.



### Two-Piece Toilets:

These are the most common type of toilet installed in residential settings, and they offer great value. A separate tank and bowl are assembled to create the full toilet.



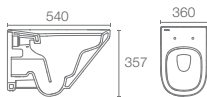
# WALL-HUNG TOILETS

Ideal for bathrooms with a limited footprint, a wall-hung toilet features a sleek, easy-to-clean design. With a hidden in-wall tank, only the bowl and flush plate are mounted to the wall, resulting in a streamlined profile that saves up to 12" of space over floor-mount models and simplifies cleaning. We recommend this configuration.



**MODERN LIFE EDGE** | K-27902IN-SS-0

Edge Wall-hung toilet with UF seat



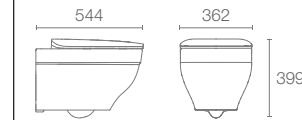
P-trap 200mm

Must Order^: Plastic outlet connector (K-1046327-S)



**TRACE™** | K-20217IN-S-0

Trace rimless wall-hung with Quiet-Close™ slim seat in white



4/2L fusing

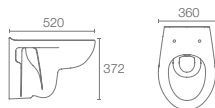


**REACH™**

K-72987IN-SR-0  
with Quiet-Close™ slim  
seat

K-72987IN-S-0  
with Quiet-Close  
seat

Wall-hung toilet seat cover in white



P-trap 205mm

Must Order^: Plastic outlet connector (K-1046327-S)

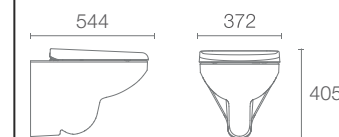



**SPAN**

K-29174IN-S-0  
with Quiet-Close™ slim  
seat

K-28778IN-0  
with PureClean™  
seat

Wall-hung toilet seat cover in white





Technical drawing of the toilet seat and bowl. The seat is 540mm wide and 365mm deep. The bowl has a height of 405mm.



Technical drawing of a mechanical part showing front, top, and side views with dimensions:

- Front View:** Shows a profile with a total width of 100, a height of 100, and a 10° angle. A 5° angle is indicated at the bottom right corner.
- Top View:** Shows a rectangular shape with dimensions 100 (width) and 100 (depth). A 10° angle is indicated at the bottom right corner.
- Side View:** Shows a profile with a total width of 100, a height of 100, and a 10° angle. A 5° angle is indicated at the bottom right corner.

# TWO PIECE TOILET

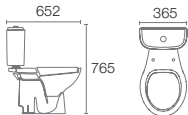
Providing exceptional performance, KOHLER® two piece toilets feature the traditional design of a separate tank and bowl. The two and three-bolt installation system ensures a sturdy and level connection that is easy to install. Choose from a wide array of styles, shapes and sizes to suit your individual preference



**BRIVE PLUS™**

**K-1921IN-S-0**

Two-piece toilet with Quiet-Close™ seat cover in white



P-trap 180mm

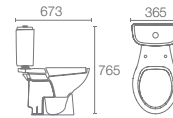
Must Order^: K-1036901 for P-trap



**BRIVE PLUS™**

**K-1939IN-S-0**

Two-piece toilet with Quiet-Close™ seat cover in white



S-trap 205mm

Must Order^: Rubber spud outlet for toilets (K-1060831)

**RECESSED VALVES:**

These valves go inside the shower wall. Temperature and water volume are controlled with a single handle. Another knob helps to divert the flow between shower and bath applications. They are versatile and can line match with multiple ranges. We offer them in multiple configurations – 2 outlet regular flow, 2 outlet high flow, one outlet shower only high flow, and a 3 outlet high flow. We recommend this configuration.

**Exposed valves**

These valves are easy to retrofit and we offer some of the most modern and contemporary designs.

**Thermostatic valves**

Take a basic shower to the next level. Once the temperature is set, the valves automatically maintain it. Perfect for all applications from a basic bath/shower to more elaborate custom showers. Add separate volume control valves to adjust the flow of each component – showerheads, handshowers, body sprays.

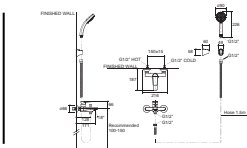


## VALVES

Take showering beyond the ordinary with thermostatic valve. When paired with a stacked valve trim, this valve delivers a high-temperature limit stop for added safety, and a high-flow rate for precise, consistent temperature control.



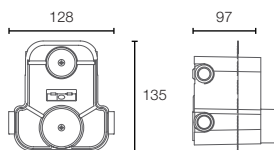
**TAUT™** | **K-74036T-4-CP**  
Exposed bath shower faucet



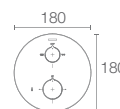
**TOOBI** | **K-23147IN-4-CP**  
2.0 click Exposed bath & shower valve



**AUTOSENSE PLUS** | **K-20740IN-A-NA**  
235 Thermostatic Valve



**AUTOSENSE PLUS TRIM** | **K-24431IN-9FP-CP**  
Thermostatic recessed bath & shower universal trim in polished chrome



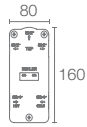
Must Order^: Trim only, for use with valve 20740IN-NA



AQUA TURBO 360

K-99924IN-CP

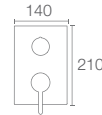
Hi-flow valve in polished chrome



AQUA TURBO 360

K-99925IN-4FP-CP

Complementary square trim in polished chrome



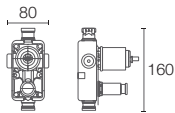
Must Order^: Trim only, for use with valve K-99924IN-CP



AQUA TURBO 235

K-882IN-CP

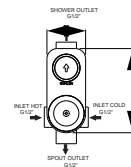
Single-control recessed bath and shower valve (with faceplate diverter) in polished chrome



AQUA TURBO 230

K-75201IN-4ND-CP

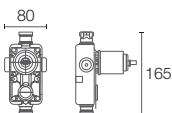
Manual valve



AQUA TURBO 135

K-880IN-CP

Single-control recessed shower only valve in polished chrome



**ACCESSORIES:**

The life of the bathroom is only as long as the shortest life of the accessory that is used! It is, therefore, strongly recommended that only quality assured and durability tested accessory adorn your bathroom spaces. We offer wide range of complementary accessories to design match rest of the bathroom fittings.

**FITTINGS:**

Fittings are critical components that ensure long life and good health of the bathroom and the fittings that go into it. Like our range of accessories, we offer fittings to design match rest of the bathroom fittings.

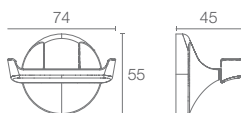


Fittings ensure the optimal performance of your mixers and fixtures. With a wide offering of fittings you can now complement your bathroom with exclusivity and matching style.



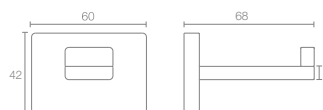
EOLIA | K-15247IN-CP

Double robe hook in polished chrome



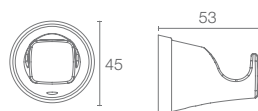
COMPLEMENTARY | K-25072IN-CP

Square single robe hook in polished chrome



COMPLEMENTARY | K-5635IN-CP

Robe hook in polished chrome

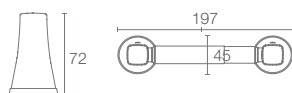






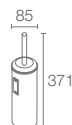
COMPLEMENTARY | K-5632IN-CP

Tissue holder in polished chrome



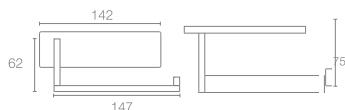
COMPLEMENTARY | K-17530T-ST

Brush with holder in stainless steel



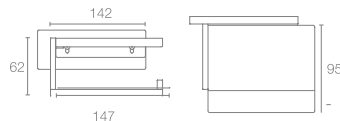
COMPLEMENTARY | K-25070IN-CP

Square tissue holder without cover in polished chrome



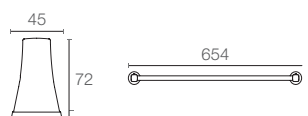
COMPLEMENTARY | K-25071IN-CP

Square tissue holder with cover in polished chrome



COMPLEMENTARY | K-5630IN-CP

610mm towel bar in polished chrome



COMPLEMENTARY | K-25065IN-CP

Square 610mm single towel bar in polished chrome

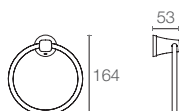




COMPLEMENTARY

K-5631IN-CP

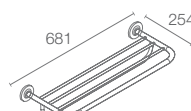
Towel ring in polished chrome



COMPLEMENTARY

K-17529T-CP

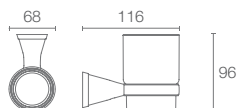
610mm towel shelf in polished chrome



COMPLEMENTARY

K-5637IN-CP

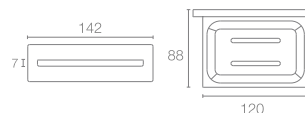
Tumbler holder in polished chrome



COMPLEMENTARY

K-25068IN-CP

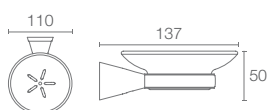
Complementary square soap dish in polished chrome



COMPLEMENTARY

K-5634IN-CP

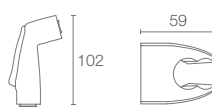
Soap dish in polished chrome



COMPLEMENTARY

K-12927IN-CP

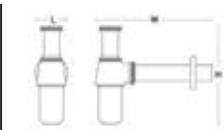
Deco health sprays with metal hose and holder in polished chrome





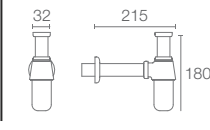
COMPLEMENTARY | K-16407IN-CP

Lavatory bottle trap, without drain



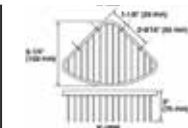
GENERIC | K-75823IN-CP

Bottle trap in polished chrome



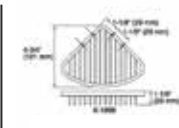
CORNER SHOWER | K-1896T-S

Corner Shower Basket (Medium)



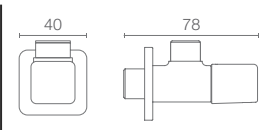
CORNER SHOWER | K-1898T-S

Corner Shower Basket (Small)



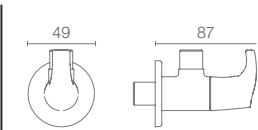
COMPLEMENTARY | K-80158IN-9-CP

Angle valve in polished chrome



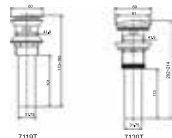
COMPLEMENTARY | K-11568IN-7B-CP

Valve in polished chrome





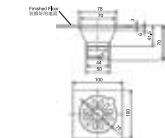
POP-UP CLICKER DRAIN | K-7120T-CP



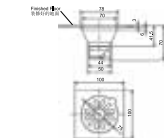
LINEAR FLOOR DRAIN FADE, 600 | K-97745T-NA



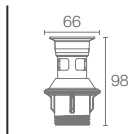
FLOOR DRAIN | K-R7275T-CP  
Floor Drain



FLOOR DRAIN | K-24740IN-0  
Ceramic drain without overflow



COMPLEMENTARY | K-45432IN-CP  
Grid drain with overflow hole  
in polished chrome

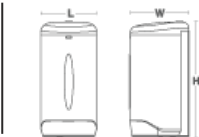




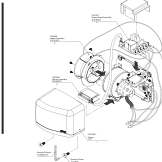
KOHLER® Commercial Products deliver style and performance that endure. Whether you're offering plumbing products for institutional, or for hospitality applications, KOHLER® is your source for hardworking fixtures and faucets of exceptional quality and singular beauty.



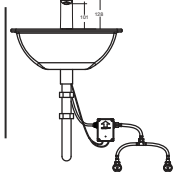
BARDON | K-5487K-CP  
Touchless Soap dispenser



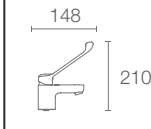
BARDON | K-5486T-B-0P  
Touchless Handdryer



KUMIN | K-18656T-CP  
Sensor Faucet



JULY™ EASY | K-16024IN-4ND-CP  
Single-control faucet without drain in polished chrome





GRAB BAR	5164T-ST
----------	----------



JULY	K-20747IN-8-CP
------	----------------

Soft-press auto closing faucet




GRAB BAR	5165T-ST
----------	----------



GRAB BAR	5166T-ST
----------	----------

## ICONIC PROJECTS IN AFRICA


Whether in hospitality, high-rise residential or other large projects, Kohler goes beyond kitchen and bathroom products to deliver on solutions for architects and designers that matter across a variety of design styles and price points. We're dedicated to offering everything needed to make confident specification decisions for your global projects.



**The Art Hotel**  
**Lagos, Nigeria**



**Enaki By Hass Consult LTD**  
**Nairobi, Kenya**



**The Tribe**  
**Nairobi, Kenya**



## ICONIC PROJECTS IN AFRICA

Whether in hospitality, high-rise residential or other large projects, Kohler goes beyond kitchen and bathroom products to deliver on solutions for architects and designers that matter across a variety of design styles and price points. We're dedicated to offering everything needed to make confident specification decisions for your global projects.



**GTC Towers**

**Nairobi, Kenya**



**Novotel Alarobia**

**Antanavario, Madagascar**



**Club Med - St. Anne's**

**St. Anne's Island, Seychelles**

# The Kohler® Faucets Advantage

KOHLER® faucets are designed, engineered and manufactured to the highest standards of quality and deliver a lifetime of uncompromised performance.



## **Life-50™**

Cartridges tested for 50 years of use **2 times** the industry standards.



## **Life-Bright™**

Finishes that last **2 times** longer than industry standards\*, made stronger with 3 layers of coating.



## **Click-50™**

Saves 50% water through an intermediate stop in the faucet lever.\*\*



## **PVD Technology**

Available with The Vibrant® Collection, Physical Vapor Deposition technology offers a range of unique finishes with a 12-year residential warranty.



## **Versatile Faucet Height**

Combine standard and tall height faucets with the perfect wash basin, vessel, countertop, etc. to suit your needs.



## **Safe Touch**

Protective shell ensures that the faucet is safe to touch.



## **Easy Clean Sprayface**

The faucet surface can be wiped clean with only a wet cloth to get a sparkling finish.

\*Tested against Acetic Acid Salt Spray that's 8X powerful than industry standards.

\*\* Tested for 1 million cycles which is 2 times the industry standards.



# The Kohler® Toilet Advantage

Featuring advanced technology, our wide range of stylish toilet combines powerful performance with high efficiency. KOHLER® toilets are thoughtfully designed by our teams around the world to offer comfort, hygiene and easy cleaning.



## Truly rimless

Experience the slick, uninterrupted sweep of a superior, truly rim-free design.



## KOHLER® NXT

Pocket less fixation for seamless aesthetics, superior flushing technology with 360-degree cleaning.



## High Flushing Performance

Exceeds industry standards to flush all types of waste – heavy, medium, light.



## PureClean™ Seat

Upgrade to a superior cleaning and hygienic experience, with front wash feature designed specially for women.



## SafeShield™ Technology

KOHLER® toilet seats are infused with nano silver ions (AG+) that keeps it 99.9% free from bacteria, including highly resistant strains like E.coli.



## Superior Material & Glaze

Long lasting, durable glaze — easy to clean surface, resistant to chemicals and stains.



## GermShield™

Guards against a host of infection & germs including fungus, bacteria & yeast.

## KOHLER® East Africa Sanitaryware and Bathing Products Limited Warranty

KOHLER® East Africa Sanitaryware Products (Sanitary Ware like Basins, Toilets, etc) and Bathing Products (Bath Tubs, Whirlpools, Bubble Massages, etc) used in normal residential and non residential commercial settings are warranted to be free of defects in the material and workmanship for the period of time set forth in the warranty coverage chart as detailed below, commencing from date of sale of KOHLER® East Africa Sanitaryware and Bathing\* Products to the original purchaser ("warranty period").

WARRANTY CHART		
Products	Residential Warranty Period	Commercial Warranty Period
Vitreous China	10 years	5 years
Acrylic	5 years	3 years
Cast Iron	10 years	10 years
In-wall Tank	10 years	5 years
Toilet Seat	2 years	1 year
Electrical/Electronic Components*	1 year	6 months
Fittings**	2 years	1 year

\* Electrical/ Electronic Components such as Sensor/ Motor/ Pump/ Solenoid Valve/ Heater/ Circuits Boards/ Blower Controller are considered as Electronic/Electric Components.

\*\* Fittings comprise of spares/accessories of Sanitaryware and Bathing Products and include such as Fill Valve Assembly, Flush Valve Assembly, Jets, Dial Trim, Chromatherapy lights.

During the warranty period if (in the opinion of Kohler® East Africa) the defect is due to in the material or workmanship, Kohler® East Africa or its Authorized Service Franchisee/Representative will, at its sole option, repair or replace free of cost, any defective component or part of the Sanitaryware and Bathing product, subject to the terms and conditions described below:

1. The product installation was duly completed by a professional plumber possessing valid plumber and drain layer's license". Proof of registration may be requested by Kohler East Africa.
2. Kohler East Africa or its authorized service franchisee solely can service/repair the product.
3. Kohler East Africa and its authorized service franchisee will make unit repairs or replacements under this warranty within a reasonable period of time, as determined by Kohler East Africa or its authorized service franchisee performing the repair or replacement.
4. This warranty is only effective if proof of purchase (original sales receipt) is provided with all warranty claims or requests.
5. The service/repair of the warranty shall be provided only within the municipal limits of the town or city where the branch office of Kohler East Africa or its authorized service franchisee is located.
6. If the product is installed beyond the municipal limits of Kohler East Africa branch office/authorized service franchisee locations, any and all costs and expenses incurred for repair/service of the Products in respect of a) to and from travel of service personnel and b) transportation of the product and/or spare parts and/or components from the location of Kohler East Africa branch office or Authorized service franchisee to customer's location and back shall be borne wholly and solely by the customer at the prevailing rates, and Kohler East Africa shall not be liable for any damage caused to the product in transit or delivery for repair.
7. Warranty period will start from date of invoice and shall automatically terminate upon the expiry of the warranty period even if the product has not been installed after purchase or has not been in the use for any part or whole of the warranty period for any reason whatsoever.
8. This warranty does not include payment of or responsibility for any excise duty, central taxes, state taxes and / or other local taxes assessed to the parts supplied or repaired during the warranty period.
9. In the event of any repairs/replacement of any parts of the product, this warranty shall thereafter continue and remain in force only for the unexpired period of the warranty. Any time consumed for the repair/ replacement of parts including transit of the product or its parts or any period during which the product has not been used whether under warranty or otherwise shall not be excluded from the warranty period and no extension of the warranty period will be granted.
10. This warranty remains applicable only if the product has at all times been used strictly in accordance with the terms of this warranty and has not been improperly or negligently handled. This warranty is not valid or effective if the products are not installed according to the instruction manual. Improper handling of the products automatically terminates and nullifies this warranty. This warranty does not cover problems arising from insufficient water pressure beyond the recommended limits, excessive water impurities/hardness beyond the norms of drinking water or improper care and cleaning. Guidelines for proper care and cleaning\*\* are mentioned below. Kohler®, East Africa is not responsible for labour charges, installation or other incidental or consequential costs. Kohler®, East Africa is not responsible or liable for any special or consequential damages due to the defective product, or due to defects of any component or part thereof. In no event shall the liability of Kohler®, East Africa exceed the purchase price of the product. Improper care and cleaning will void the warranty.
11. Kohler®, East Africa reserves its right to amend, modify or alter the terms of this warranty at its sole discretion and the same shall become binding on the customer. Any modification, amendment or alteration shall be published on its website.
12. To submit and/or avail a warranty claim, please contact the authorized partner from where the purchase was made. If you don't hear back in 48 hours, please contact kohler®, africa at [contact.africa@kohler.com](mailto:contact.africa@kohler.com) all days of the week excluding public and national holidays. Please provide all applicable information regarding your claim that also shall include: 1. Product/Model Number; 2. Proof-of-purchase (copy of your original sales receipt, purchase order, or invoice), the date when the product was purchased from a KOHLER®, channel partner or directly or product Serial Number in case if product is registered with company; 3. Complete description of the problem with supporting documentation/s as applicable.
13. In the event of non availability of components or parts due to any reason whatsoever, neither Kohler East Africa nor its authorized service franchisee nor the dealer will be responsible or liable for any delay that may be caused to service/repair of the product. In the event that the same model or colour is not available for replacement, Kohler East Africa or its authorized service franchisee will replace the defective product with an equivalent model or colour.
14. Kohler®, East Africa may, at its discretion, retain any part or component replaced during the warranty period.
15. This warranty is not transferrable and confined to original purchaser/first purchaser of the product only. Customers are therefore required to keep the original invoice of product safely.
16. This warranty document is your sole remedy and in no event shall the company be liable for incidental, compensatory, consequential, indirect or special damages. The company's aggregate liability with respect to a defective product and this warranty shall be limited to an amount equal to the monies paid to the company for that defective product.
17. In order to benefit from a warranty, the buyer must inform the company of any defect within one month of the day on which the defect occurred.
18. Kohler®, sells its product only through authorised sales channel. Kohler strongly recommends purchasing the product through its authorised sales channel only. Any product purchased through unauthorized sales channel shall be void of warranty and aftersales services.
19. Warranty is valid and applicable to the products which are licensed for sale and purchased in Kohler®, Africa only through authorized sales channel of the company only.
20. Unauthorized parallel imports (grey market products) are excluded from this warranty.

This is Kohler®, Africa's exclusive written warranty. The decision of Kohler®, Africa regarding the warranty is final and binding. For any and all disputes, both parties i.e., the Company and the Buyer hereby irrevocably admit themselves to and consent to the jurisdiction of the competent court of Nairobi, Kenya only.

### Care and cleaning guidelines

- Always test your cleaning solution on an inconspicuous area on the product before applying it to the entire surface.
- Do not allow cleaners to sit or soak on the product.
- Use a soft, dampened sponge or cloth to clean. Never use abrasive material like a bristle brush or scouring pad.
- Wipe surfaces clean and rinse completely with water immediately after applying cleaners.
- In the rare occurrence of stubborn stains on Cast Iron surfaces, use abrasives or abrasive cleaners sparingly.
- Clean stainless steel surfaces once a week. Do not use cleaners containing chloride on stainless steel. If used, rinse the surface immediately to prevent corrosion.
- Wherever gold or platinum is used on decorative products, use only warm water to clean and then dry with a soft cloth.

### Contact us at:

Kohler K&B East Africa  
Ikigai, General Mathenge Drive,  
P.O. Box 1093-00606, Sarit Centre, Nairobi, Kenya  
[contact.africa@kohler.com](mailto:contact.africa@kohler.com)

## KOHLER® East Africa Mixer Limited Warranty

KOHLER® East Africa Mixers\* used in normal residential and non residential commercial settings are warranted to be free of defects in the material and workmanship for the period of time set forth in the warranty coverage chart as detailed below, commencing from date of sale of KOHLER East Africa Mixers\* Products to the original purchaser ("warranty period").

WARRANTY CHART				
Products	Residential Use			Non Residential Commercial Use
	CP Finish	Vibrant PVD	CP Finish	Vibrant PVD
KOHLER Mixers	10 years	12 years	5 years	6 years
Sensor mixers and other commercial products	10 years	12 years	5 years	6 years
Sensors, Electronic circuits and electrical assembly	1 year	1 year	6 months	6 months
Motor/pump/steam generators	1 year	1 year	6 months	6 months
Battery for sensor mixers	Nil	Nil	Nil	Nil
DTV+ Interface, system controller & digital value	3+2* years	3+2* years	6 months	6 months

\* 2 year extended warranty on DTV+ Interface, System Controller & Digital Valve is conditional on DTV+ Interface, System Controller & Digital Valve. This can only be availed by filling the Warranty Registration booklet available at the dealer at the time of purchase.

During the warranty period if (in the opinion of Kohler East Africa) the defect is due to defects in the material or workmanship, Kohler East Africa or its Authorized Service Franchisee/Representative will, at its sole option, repair or replace free of cost, any defective component or part of the Sanitaryware and Bathing product, subject to the terms and conditions described below:

- The Product Installation was duly completed by a professional plumber possessing valid Plumber and Drain Layer's License\*. Proof of registration may be requested by Kohler East Africa.
- Kohler East Africa or its Authorized Service Franchisee solely can service/repair the product.
- Kohler East Africa and its Authorized Service Franchisee will make unit repairs or replacements under this warranty within a reasonable period of time, as determined by Kohler East Africa or its Authorized Service Franchisee performing the repair or replacement.
- This warranty is only effective if proof of purchase (original sales receipt) is provided with all warranty claims or requests.
- The service/repair of the warranty shall be provided only within the municipal limits of the town or city where the Branch Office of Kohler East Africa or its Authorized Service Franchisee is located.
- If the product is installed beyond the municipal limits of Kohler East Africa Branch Office/Authorized Service Franchisee locations, any and all costs and expenses incurred for repair/service of the Products in respect of a) to and from travel of service personnel and b) transportation of the product and/or spare parts and/or components from the location of Kohler East Africa branch office or Authorized Service Franchisee to customer's location and back shall be borne wholly and solely by the customer at the prevailing rates, and Kohler East Africa shall not be liable for any damage caused to the Product in transit or delivery for repair.
- Warranty period will start from date of invoice and shall automatically terminate upon the expiry of the warranty period even if the product has not been installed after purchase or has not been in the use for any part or whole of the warranty period for any reason whatsoever.
- This warranty does not include payment of or responsibility for any excise duty, central taxes, state taxes and / or other local taxes assessed to the parts supplied or repaired during the warranty period.
- In the event of any repairs/replacement of any parts of the product, this warranty shall thereafter continue and remain in force only for the unexpired period of the warranty. Any time consumed for the repair/replacement of parts including transit of the product or its parts or any period during which the product has not been used whether under warranty or otherwise shall not be excluded from the warranty period and no extension of the warranty period will be granted.
- This warranty remains applicable only if the product has at all times been used strictly in accordance with the terms of this warranty and has not been improperly or negligently handled. This warranty is not valid or effective if the products are not installed according to the instruction manual. Improper handling of the products automatically terminates and nullifies this warranty. This warranty does not cover problems arising from insufficient water pressure beyond the recommended limits, excessive water impurities/hardness beyond the norms of drinking water or improper care and cleaning. Guidelines for proper care and cleaning\*\* are mentioned below. Kohler East Africa is not responsible for labour charges, installation or other incidental or consequential costs. Kohler East Africa is not responsible or liable for any special or consequential damages due to the defective product, or due to defects of any component or part thereof. In no event shall the liability of Kohler East Africa exceed the purchase price of the product. Improper care and cleaning will void the warranty.
- Kohler East Africa reserves its right to amend, modify or alter the terms of this warranty at its sole discretion and the same shall become binding on the customer. Any modification, amendment or alteration shall be published on its website.
- To submit and/or avail a warranty claim, please contact the authorized partner from where the purchase was made. If you don't hear back in 48 hours, please contact kohler africa at [contact.africa@kohler.com](mailto:contact.africa@kohler.com) all days of the week excluding public and national holidays. Please provide all applicable information regarding your claim that also shall include: 1. Product/Model Number; 2. Proof-of-purchase (copy of your original sales receipt, purchase order, or invoice), the date when the product was purchased from a KOHLER channel partner or directly or Product Serial Number in case if product is registered with company; 3. Complete description of the problem with supporting documentation/s as applicable.
- In the event of non availability of components or parts due to any reason whatsoever, neither Kohler East Africa nor its authorized service franchisee nor the dealer will be responsible or liable for any delay that may be caused to service/repair of the product. In the event that the same model or colour is not available for replacement, Kohler East Africa or its authorized service franchisee will replace the defective product with an equivalent model or colour.
- Kohler East Africa may, at its discretion, retain any part or component replaced during the warranty period.
- This warranty is not transferrable and confined to original purchaser/first purchaser of the product only. Customers are therefore required to keep the original invoice of product safely.
- This warranty document is your sole remedy and in no event shall the company be liable for incidental, compensatory, consequential, indirect or special damages. The company's aggregate liability with respect to a defective product and this warranty shall be limited to an amount equal to the monies paid to the company for that defective product.
- In order to benefit from a warranty, the buyer must inform the company of any defect within one month of the day on which the defect occurred.
- Kohler sells its product only through authorised sales channel. Kohler strongly recommends purchasing the product through its authorised sales channel only. Any product purchased through unauthorized sales channel shall be void of warranty and aftersales services.
- Warranty is valid and applicable to the products which are licensed for sale and purchased in Kohler Africa only through authorized sales channel of the company only.
- Unauthorized parallel imports (grey market products) are excluded from this warranty.

This is Kohler Africa's exclusive written warranty. The decision of Kohler Africa regarding the warranty is final and binding. For any and all disputes, both parties i.e., the Company and the Buyer hereby irrevocably admit themselves to and consent to the jurisdiction of the competent court of Nairobi, Kenya only.

The ideal cleaning technique is to always blot dry any water from metal surfaces. Allowing water to evaporate on metal will form water deposits. It is important to use a dabbing action to dry metal, not an abrasive or rubbing action. Cleaning with a damp sponge and buff drying should keep your mixer looking beautiful.

\* All recommended fixture plumbing accessories, including but not limited to, grip rails, trim kits, drains: Duostrainer® sink strainers and soap/lotion dispensers are warranted to the original purchaser to be free of defects in material and workmanship for one year from date of purchase.

\*\* Never use cleaners containing abrasive cleansers, ammonia, bleach, acids, waxes, alcohol, solvents or other products not recommended for chrome. This will void the warranty.

Contact us at:  
Kohler K&B East Africa  
Ikigai, General Mathenge Drive,  
P.O. Box 1093-00606, Sarit Centre, Nairobi, Kenya  
[contact.africa@kohler.com](mailto:contact.africa@kohler.com)

^ Please contact our technical representative for information on 'Must Order' list shared in required SKU.

## Kohler Offices:

Kohler K&B East Africa General Mathenge Drive,  
P.O. Box 1093-00606, Sarit Centre, Nairobi, Kenya

Kohler K&B West Africa Clarke Energy Nigeria Ltd.,  
28 Joel Ogunnaike street, Ikeja GRA, Lagos Nigeria

## Experience Stores:

### Kenya

Kitchens & Beyond  
The Promenade, General  
Mathenge Drive, Nairobi

ASL Trading Ltd  
Lusaka Road, Industrial  
Area, Nairobi

### Nigeria

Sweethome  
30A Freedom Way Near  
VFS Centre, off Admiralty  
Way, Lekki Phase 1 Lagos

WATCO  
Plot 136, Ahmadu Bello  
Road, Beside Silverbird  
Galleria, Victoria Island Lagos

### Ethiopia

Ethioder Pvt Ltd Co. Adwa  
Bridge /Signal area, Yeka  
Sub-city, Kebele 13/14,  
House No 096 Addis Ababa

### Madagascar

SIRR, Enceinte LA CITY -  
Ivondry Antananarivo 101

### Mauritius

Supertech Equipment Ltd,  
Kohler Showroom, Unit 5,  
Emerald Park, Commercial  
Center, Trianon

### Tanzania

ABC Emporio  
Bagamoyo Road, Dar es Salaam,

Tradex Zanzibar Limited  
Building No. 559, Ground Floor,  
Kiembe Samaki, Airport  
Road Urban West Zanzibar

### Uganda

East African Distributors  
Limited (EADL) Plot 96-98, 5th  
Street Industrial Area Kampala

---

For any trade enquiries, please write to us at [contact.africa@kohler.com](mailto:contact.africa@kohler.com)

---

## NOTES



## NOTES



Get Inspired

africa.**KOHLER**.com

 KOHLER.Africa |  KOHLER.AFRICA |  KOHLER Africa |  @KohlerAfrica |  Kohler Africa

THE BOLD LOOK  
OF **KOHLER**®

PROJECT **BROCHURE**

**KOHLER®**