

TaxAct Professional

Reports User Guide

Tax Year 2025 Version 1.0

Thank you for choosing TaxAct Professional Editions. Accessible from your TaxAct Account (Practice Manager) or from within your Professional Edition software, TaxAct Professional Reports provides you with summary and detailed information about e-files by status, EFIN, PTIN, and settlement type.

Table of Contents

Accessing Professional Reports

From Practice Manager	3
From within TaxAct Professional Editions	3

Menu and Navigation

Homepage	4
Report Menu	4

Reports

Dashboard	5
EFIN Summary	8
PTIN Summary	8
E-File Details	9
Settlement	11
E-Files by Status	11


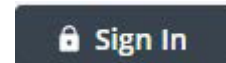


Accessing Professional Reports

You can access Professional Reports in two ways:

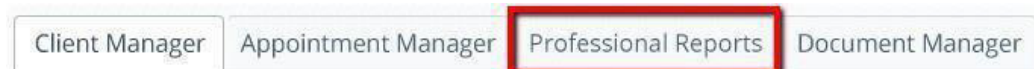
1 From Practice Manager:

- Go to <https://www.taxact.com/professional> and click the **Sign In** button in the top right corner.
- Enter your Username and Password and any other required information to sign in.
- Click the **Professional Reports** tile in Practice Manager.



2 From within TaxAct Professional Editions:

- Open your Professional Edition software (and sign in if you're using online networking).
- Click the **Professional Reports** tab.



- Click the refresh button (two green arrows) at the top left of your screen.



Menu and Navigation

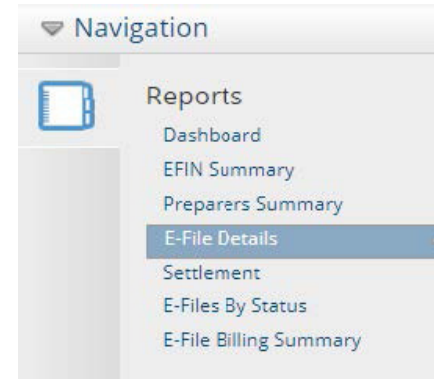
1 Once you access Professional Reports, your home page is the E-File Details Report.

2 Click any of the reports in the Navigation menu on the upper left of your screen to view.

3 You can minimize the Navigation menu by clicking the arrow.



4 You can also switch between tax filing years by using the drop-down above the Reports navigation.



Reports

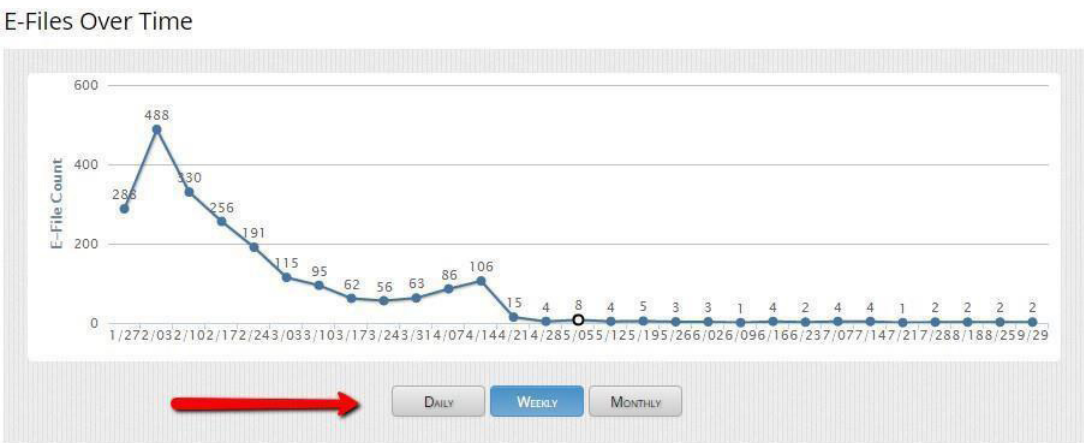
Dashboard Report

To view this report at any time, click Dashboard in the Navigation menu. This report is broken into 3 parts:

1

E-Files Over Time

Click **Daily**, **Weekly**, or **Monthly** to view the E-Files Over Time graph by different time periods.



You may also click any point in the graph to view e-file details for that point in time.

E-FILES

Filter your search by the following criteria:

Client Name	Preparer Name	E-File Status	Returns Per Page	
All	All Preparers	All	20	Go
EFIN Number	Return Type	Settlement Type	From Date:	To Date:
All	All	All		

DATE FILTERS

Export: Excel

Client Name	Preparer Name	Refund/Owed	Submit Date	EFIN Number	E-File Status	Return Type	Settlement Type
	Last Name, First Name	\$0.00	4/14/2016		Pending	1041 OH	None
	Last Name, First Name	\$0.00	4/14/2016		Pending	1041 FED	None
	Last Name, First Name	\$0.00	4/14/2016		Pending	1041 MN	Balance Due
	Preparer Name, Here	\$0.00	4/12/2016		Pending	1040 PA Ext	Balance Due
	Preparer Name, Here	\$0.00	4/12/2016		Pending	1040 NC Ext	Balance Due
	Preparer Name, Here	\$0.00	4/12/2016		Pending	1040 NJ Ext	Balance Due
	Preparer Name, Here	\$25.00	4/12/2016		Pending	1040 NY Ext	None
	Preparer, Name	\$105.00	3/31/2016		Pending	1040 LA Ext	Balance Due

2

Report Filters

You can drill down to specific information by using the filter drop-down menus at the top of the screen.

Filter your search by the following criteria:

Client Name All	Preparer Name All Preparers	E-File Status All	Returns Per Page 20	Go
EFIN Number All	Return Type All	Settlement Type All	From Date: To Date:	

DATE FILTERS

You can either use the drop-down to scroll and make your selection or begin typing the name/word in the box. Once you have made your selection, click the blue **Go** button to view the filtered report.

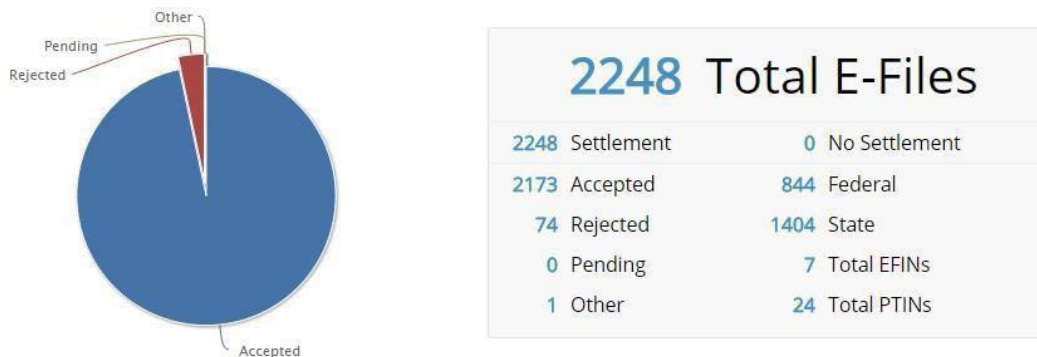


Clicking a row in the filtered report displays details for a particular e-file. Selecting the blank line at the beginning of the drop-down and clicking **Go** will remove the filter and display the entire list.

- Client Name: Displays only the submitted e-files for the selected client.
- Preparer Name: Displays only e-files submitted by the selected preparer
- E-file Status: Displays only e-files with the specified status. Statuses include accepted, rejected, previously accepted, awaiting acceptance, voided transmission, and refund method unavailable.
- Returns Per Page: Displays 10, 20, 50, 100, or All returns per page.
- EFIN Number: Displays only the e-files submitted for the selected EFIN.
- Return Type: Displays only e-files for the selected return type (1040, 1041, 1065, 1120, 1120-S, 990).
- Settlement Type: Displays only e-files submitted with the selected settlement types of check, direct deposit, prepaid card, balance due or none.
- Date Range: Selecting a start and end date displays only e-files submitted during that time frame.

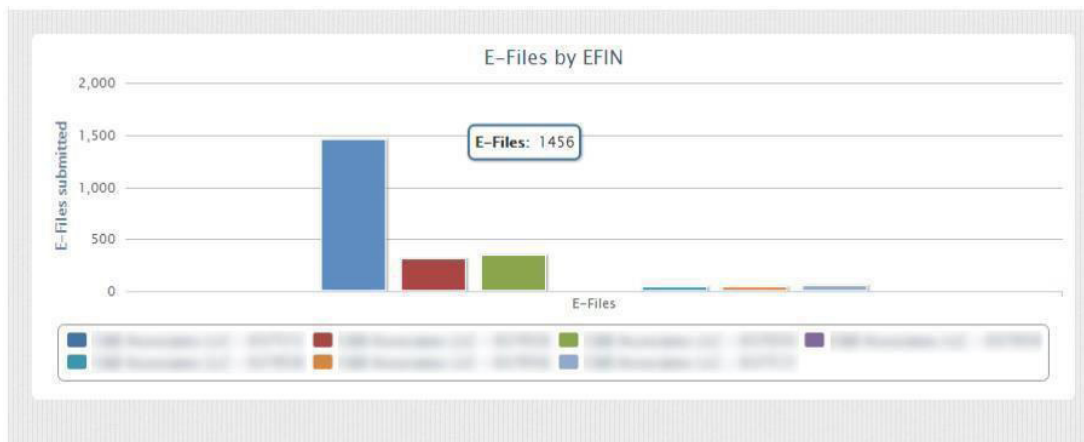
3 Total E-Files

Hover your cursor over the pie chart to see specific number of e-files by status (also shown in the accompanying table). Click a section of the pie chart to bring up the e-file details for each status.



4 E-Files by EFIN

Hover your cursor over each bar in the E-Files by EFIN to view actual numbers of e-files.



Click a bar to view e-file details for a particular EFIN.

You may also click an EFIN under the graph to select which EFINs to display in the graph.



5

EFIN Summary Report

After clicking **EFIN Summary** in the navigation menu to access the report, hover your cursor over each data point to view the associated EFIN and number of e-files at that point in time.

E-Files Over Time



Click any of the lines in the graph to view e-file details for an EFIN at that point in time.

The table below the graph presents summary statistics for each EFIN, including total # of PTINs, E-files, Accepted, Federal, State, and Settlement. Click a column heading to sort.

EFIN Name	EFIN #	# of PTINS	Total E-Files	Accepted	Federal	State	Settlement
...	...	16	1456	1413	703	753	1456
...	...	4	309	297	19	290	309
...	...	4	346	331	43	303	346
...	...	1	5	5	0	5	5
...	...	3	38	37	17	21	38
...	...	1	40	39	24	16	40
...	...	10	54	51	38	16	54

6

PTIN Summary Report

Click **PTIN Summary** in the navigation menu to access this report, which lists all PTINs in your practice, each preparer's name, and a summary for each preparer, including Total E-files, Accepted, Federal, State, and Settlement.

PTIN SUMMARY

2248 Total E-Files		7 EFINS		24 PTINs		2173 Accepted		2248 Settlement	
--------------------	--	---------	--	----------	--	---------------	--	-----------------	--

PTIN Name	PTIN	Total E-Files	Accepted	Federal	State	Settlement
		140	134	62	78	140

7

E-File Details Report

This report provides a table of all e-files your practice has submitted with details for:

- Client Name
- Preparer Name
- Refund/Owed
- Submit Date
- EFIN Number
- E-file Status
- Return Type
- Settlement Type

Client Name	Preparer Name	Refund/Owed	Submit Date	EFIN Number	E-File Status	Return Type	Settlement Type
1041 OH	Last Name, First Name	\$0.00	4/14/2016	123456789	Pending	1041 OH	None
1041 FED	Last Name, First Name	\$0.00	4/14/2016	123456789	Pending	1041 FED	None
1041 MN	Last Name, First Name	\$0.00	4/14/2016	123456789	Pending	1041 MN	Balance Due
1040 PA Ext	Preparer Name, Here	\$0.00	4/12/2016	123456789	Pending	1040 PA Ext	Balance Due
1040 NC Ext	Preparer Name, Here	\$0.00	4/12/2016	123456789	Pending	1040 NC Ext	Balance Due
1040 NJ Ext	Preparer Name, Here	\$0.00	4/12/2016	123456789	Pending	1040 NJ Ext	Balance Due
1040 NY Ext	Preparer Name, Here	\$25.00	4/12/2016	123456789	Pending	1040 NY Ext	None
1040 LA Ext	Preparer, Name	\$105.00	3/31/2016	123456789	Pending	1040 LA Ext	Balance Due
1040 FED Ext	Example, Name	\$998.00	3/30/2016	123456789	Pending	1040 FED Ext	None
1120 FED	Example, Name	\$0.00	3/9/2016	123456789	Pending	1120 FED	None
1120 NY	Example, Name	\$0.00	3/9/2016	123456789	Pending	1120 NY	None
1040 FED	Preparer Name, Here	\$5,367.00	3/2/2016	123456789	Pending	1040 FED	Direct Deposit
1040 FED	Example, Name	\$5,000.00	2/29/2016	123456789	Pending	1040 FED	Check
1040 FED	Example, Name	\$5,367.00	2/29/2016	123456789	Pending	1040 FED	Check
1040 FED	Example, Name	\$3,367.00	2/18/2016	123456789	Pending	1040 FED	Direct Deposit
1040 FED	Example, Name	\$4,367.00	2/18/2016	123456789	Pending	1040 FED	Direct Deposit
1040 FED	Example, Name	\$31,775.00	2/15/2016	123456789	Pending	1040 FED	Direct Deposit
1040 UT	Example, Name	\$1,000.00	2/15/2016	123456789	Pending	1040 UT	Check
1040 FED	Example, Name	\$5,367.00	2/11/2016	123456789	Pending	1040 FED	Check
1040 IA	Example, Name	\$55.00	2/11/2016	123456789	Pending	1040 IA	Check

1 2 3

The table is divided into pages, with each page showing 20 e-files (federal and state for the same TIN will be on separate lines). Simply click the page number buttons on the bottom right of the table to view a different page.

 1 2 3 4 ... LAST (113)

✕

TAX RETURN DETAILS

Name	TEST TEST	Federal Return Status Information: <u>Federal Return Status:</u> Awaiting Acceptance <u>Federal Return Status Explanation:</u> A valid return has been received for this taxpayer and the return is being processed. It typically takes 24-48 hours to receive feedback from the IRS or state agency (if applicable) on the status of your return. You can check your status anytime at efstatus.taxact.com .
Product	FED	
Product Type	1040	
IsBank	False	
Status	Pending	
Type	Check	
Submit Date	2/5/2016	
Refund	\$5,000.00	You have elected to receive your refund by Paper Check from IRS or State Revenue Agency
PTIN	██████████	
ZipCode	52241	
PreparerName	Example, Name	
Firm Name		
EFIN	██████	
EIN		

Click any of the rows in the table (each row represents a submitted e-file) to view a pop-up table containing more detail for that return, including:

- Client Name
- Product
- Product Type
- Bank Product Flag (Yes/No)
- Status
- Type (Disbursement)
- Submit Date
- Refund Owed
- PTIN
- Zip Code
- Preparer Name
- Firm Name
- EFIN
- EIN

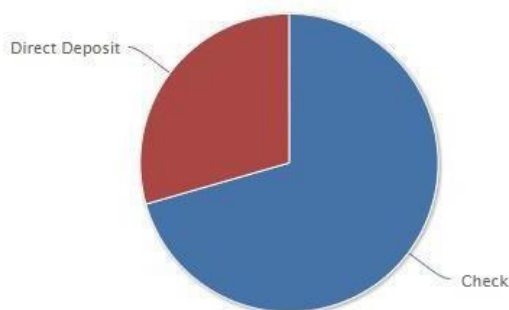
To export the table to a .CSV file, click the **Excel** icon at the upper left of the table.

Export:  Excel

8

Settlement Report

To view, click Settlement in the navigation menu. This report displays a pie chart and a table showing the total e-files submitted for each settlement type.



2248 Total E-Files

0	Balance Due
1586	Check
662	Direct Deposit
0	None
0	Prepaid Card

Click a pie chart section to view e-file details for a particular settlement type.

8

E-Files by Status Report

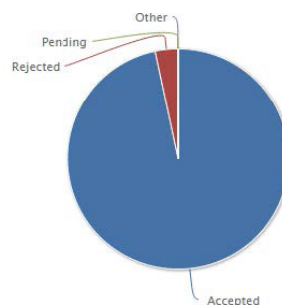
Click E-Files by Status in the navigation menu. You will see a pie chart and table with Total E-Files submitted by status (Accepted, Rejected, Pending, and Other).

Hover your cursor over the pie chart sections to see the corresponding number for a status.

Click a pie chart section to view e-file details by status.

Use the drop-downs at the top to filter the report by EFIN or Preparer.

EFIN Number	Preparer Name
<input type="text"/>	<input type="text"/>



2248 Total E-Files

2173	Accepted
74	Rejected
0	Pending
1	Other



TaxAct Professional Support Options

Online Support Center

For the fastest answers, search our online [Help Topics](#).

Account & Software Questions:

✉ professional@taxactservice.com

☎ (319) 731-2682, option 1

Order, Payment, & Sales Questions:

📁 www.taxact.com/professional

✉ prosales@taxact.com

☎ (319) 536-3571

Support Hours:

Monday – Friday
8:00 a.m. – 5:00 p.m.

Saturday & Sunday
Closed

All times are in Central
time zone

Check our [support page](#)
for in-season hours

Sales hours:
Monday – Friday
8:00 a.m. – 5:00 p.m.