




CAT[®] SOLUTIONS

FOR AGRICULTURE



BUILT FOR IT.[™]






SKID STEER LOADERS

A small machine with the power, comfort and versatility to get any job done.

MODEL	NET FLYWHEEL POWER (HP/KW)	RATED OPERATING CAPACITY (LB/KG)	OPERATING WEIGHT (LB/KG)
226D	66/49	1,550/703	5,705/2,588
232D	66/49	1,850/839	6,213/2,818
236D	73/55	1,800/818	6,559/2,975
242D	73/55	2,150/975	6,980/3,166
246D	73/55	2,150/975	7,424/3,368
262D	73/55	2,700/1,225	8,011/3,634
272D2	95/71	3,400/1,542	8,768/3,977
272D2 XHP	106/79	3,650/1,656	9,255/4,198



MULTI TERRAIN LOADERS

Skid steer power and versatility with traction and light footprint of rubber tracks.

MODEL	NET POWER (HP/KW)	RATED OPERATING CAPACITIES: 50% TIPPING LOAD (LB/KG)	OPERATING WEIGHT (LB/KG)
257D	73/55	2,800/1,270	8,048/3,651
277D	73/55	3,290/1,492	9,293/4,215
287D	73/55	4,000/1,814	9,929/4,504
297D2	95/71	4,700/2,132	10,692/4,850
297D2 XHP	106/79	4,800/2,177	10,918/4,952



COMPACT TRACK LOADERS

Suspended steel undercarriage for smooth ride and productivity in a variety of conditions.

MODEL	NET POWER (HP/KW)	RATED OPERATING CAPACITIES: 50% TIPPING LOAD (LB/KG)	OPERATING WEIGHT (LB/KG)
239D	66/49	2,050/930	7,289/3,306
249D	66/49	2,300/1,043	7,685/3,486
259D	73/55	2,900/1,315	8,945/4,057
279D	73/55	2,935/1,331	9,893/4,487
289D	73/55	3,800/1,724	10,533/4,778
299D2	95/71	4,600/2,087	11,275/5,114
299D2 XHP	106/79	4,725/2,143	11,608/5,265



MINI HYDRAULIC EXCAVATORS

Work in tight spaces with the power to dig into any project.

MODEL	NET POWER (HP/KW)	OPERATING WEIGHT (LB/KG)	MAX. DIG DEPTH (FT-IN/MM)
300.9D	13/9.6	2,400/1,087	5'8" / 1,731
301.4C	18/13.2	3,763/1,707	7'9" / 2,370
301.7D	18/13.2	4,365/1,980	7'11" / 2,400
301.7D CR	18/13.2	3,726/1,680	8'2" / 2,481
302.4D	18/13.2	5,115/2,320	8'6" / 2,600
302.7D CR	20.4/15.2	6,239/2,830	9' / 2,754
303E CR	23.5/17.5	7,795/3,535	9' / 2,754
303.5E CR	23.5/17.5	8,545/3,875	10'5" / 3,180
303.5E2 CR	23.5/17.5	8,545/3,875	10'5" / 3,180
304E2 CR	40.2/30	8,985/4,075	11'3" / 3,425
304.5E2 XTC	40.2/30	8,985/4,075	11'3" / 3,425
305E2 CR	40.2/30	11,645/5,282	12'6" / 3,870
305.5E2 CR	44.1/32.9	12,255/5,558	12'6" / 3,870
307E2	50.6/37.7	16,290/7,390	13'4" / 4,070
308E2 CR SB	65/48.5	18,565/8,420	15'5" / 4,690



COMPACT WHEEL LOADERS

Big loader features in a compact size. Compatible with many Skid Steer Loader attachments for added versatility.


MODEL	NET POWER (HP/KW)	OPERATING WEIGHT (LB/KG)	RATED BUCKET CAPACITY (YD³/M³)	FULL TURN TIP LOAD (LB/KG)
903C2	40/30	9,060/4,110	0.8-1.3/0.6-1.0	4,300/1,950
906M	68/51	12,346/5,600	1.0-1.6/.75-1.2	7,507/3,405
907M	68/51	12,677/5,750	1.0-1.6/.75-1.2	7,716/3,500
908M	68/51	14,032/6,365	1.2-2.0/0.9-1.5	8,311/3,770
910M	97/72	17,838/8,094	1.7-2.5/1.3-1.9	11,184/5,074
910M HL	97/72	19,079/8,654	1.7-2.5/1.3-1.9	10,382/4,709
914M	97/72	19,262/8,740	1.7-2.5/1.3-1.9	11,845/5,374
914M HL	97/72	20,093/9,114	1.7-2.5/1.3-1.9	10,410/4,722
918M	113/84	20,869/9,469	1.7-2.5/1.3-1.9	12,837/5,825



BACKHOE LOADERS

Best-in-class performance from the most versatile machines on the job.

MODEL	NET POWER-SAEJ1349 (HP/KW)	OPERATING WEIGHT (MINIMUM LB/KG)	DIG DEPTH-STANDARD (FT-IN/MM)
415F2	68/51	15,207/6,898	14'3" / 4,360
415F2 IL	68/51	14,035/6,366	3" / 83
416F2	87/65	15,904/7,214	14'3" / 4,360
420F2 / 420F2 IT	93/69	17,033/7,726	14'3" / 4,360
430F2 / 430F2 IT	108/80	18,364/8,330	15'4" / 4,686
450F	127/95	24,141/10,950	17'3" / 5,260




TELEHANDLERS

The power to lift and extend heavy loads and place them in elevated areas.

MODEL	MAX LIFT HEIGHT (FT-IN/MM)	RATED LOAD CAPACITY (LB/KG)	OPERATING WT (LB/KG)
TH255C	18'4" / 5.6	5,500 / 2,500	11,000 / 4,999*
TH306D AG HANDLER	19'0" / 5.8	6,173 / 2,800	13,598 / 6,168*
TH357D	23' / 7.0	7,700 / 3,493	17,163 / 7,785*
TH408D	24'9" / 7.6	8,800 / 3,992	18,797 / 8,526*
TH3510D AG HANDLER	32'1" / 9.8	7,716 / 3,500	20,170 / 9,149*
TL642D	42'0" / 12.8	6,500 / 2,948	22,002 / 9,980
TL642D W/ STABILIZERS	42'0" / 12.8	6,500 / 2,948	22,928 / 10,400
TL943D	43'0" / 13.1	9,000 / 4,082	25,750 / 11,680
TL943D W/ STABILIZERS	43'0" / 13.1	9,000 / 4,082	26,852 / 12,180
TH514D	45'7" / 13.8	11,000 / 4,990	26,530 / 12,034*
TL1055D	54'11" / 16.7	10,000 / 4,536	31,879 / 14,460
TL1255D	54'7" / 16.6	12,000 / 5,443	34,361 / 15,586


*WITH CARRIAGE AND FORKS



DOZERS

The industry standard for land clearing and dozing work.

MODEL	POWER - NET (HP/KW)	OPERATING WEIGHT-XL (LB/KG)
D3K2 TIER 4 FINAL	80/59.7	17,465/7,922
D3K2 MULCHER PACKAGE	104/77.6	23,746/10,771
D4K2 TIER 4 FINAL/STAGE IV	92/68.8	18,007/8,168
D5K2 TIER 4 FINAL/STAGE IV	104/77.6	20,313/9,214



SMALL WHEEL LOADERS

Superior reach, excellent visibility and low effort controls to lift, load, move and dump.

MODEL	RATED NET POWER (HP/KW)	BUCKET PIN HEIGHT @ MAX LIFT (FT-IN/MM)	OPERATING WEIGHT (LB/KG)	BUCKET CAPACITIES (YD³/M³)
926M	148/110	12'9" / 3,907	28,770/13,050	2.5-6.5/1.9-5.0
926M HL	148/110	14'5" / 4,400	29,383/13,328	2.5-6.5/1.9-5.0
930M AG HANDLER	157/117	14'5" / 4,400	31,876/14,459	4.0-6.5/3.1-5.0
930M	157/117	12'9" / 3,907	30,879/14,007	2.7-6.5/2.1-5.0
930M HL	157/117	14'9" / 4,500	31,390/14,239	2.7-6.5/2.1-5.0
938M	182/136	13'0" / 3,969	36,216/16,427	3.3-6.5/2.5-5.0
938M HL	182/136	14'11" / 4,550	35,992/16,305	3.3-6.5/2.5-5.0

WHEN UPTIME MATTERS, COUNT ON CATERPILLAR FOR THE BEST IN DEALER SUPPORT



To maintain a profitable agricultural operation, you need equipment you can rely on at all times. The same applies to service. Whether you work on your own machines or want it done for you, your Cat® dealer keeps you up and running.

- Rapid parts availability
- Online parts ordering
- Preventive maintenance services
- Maintenance agreements
- Field service trucks

Visit www.cat.com/dealer-locator to find your local Cat dealer.

CAT ATTACHMENTS FOR AGRICULTURE

The hard work that takes place each day on farms and ranches across North America isn't for everyone. Fortunately, Cat machines are. When equipped with precision attachments, they're ready for just about any job. Engineered for Cat equipment and designed with multiple tasks in mind, Cat attachments can keep your farm or ranch running successfully for the long haul. We're there with you each day, ensuring your operation is on schedule, and keeping your livestock, workers and family safe.



FEEDING

- Light Material Bucket
- Material Handling Bucket
- Bale Grab
- Silage Defacer
- Bale Spear
- Coupler
- Pallet Forks



WASTE MANAGEMENT

- Material Handling Bucket
- General Purpose Bucket
- Multi Purpose Bucket
- Utility Grapple Forks
- Coupler
- Heavy Duty Bucket



LAND MANAGEMENT

- Mulcher
- Brushcutter
- Grapple Bucket
- Stump Grinder
- Thumbs
- Coupler
- Ripper



CONSTRUCTION

- Auger
- Trencher
- Hammer
- Material Handling Arm
- Thumb
- Multi Purpose Bucket
- Coupler
- Heavy Duty Bucket



SNOW REMOVAL

- Snowblower
- Snow Plow
- Sectional Snow Push
- Straight Snow Push
- Coupler

Visit www.cat.com/en_US/products/new/attachments to see specifications, photos and videos. And consult your local Cat dealer for complete attachment availability.



USED EQUIPMENT

Cat Used and Certified Used Equipment

From a large supply ranging in age and hour – to Cat Certified Used Equipment, financing and extended service coverage options – Cat dealers offer affordable alternatives to new machines and engines. Used inventory includes trucks, track-type tractors, excavators, graders, loaders, forklifts, engines, generator sets, attachments and more.

Visit www.catused.com



GENERATING COUNTLESS POSSIBILITIES

The Cat RP Series of portable generators is engineered with real-world agricultural applications in mind. Our generators are tough, efficient and ready to help your operation at a moment's notice. Infused with Caterpillar's 85 years of expertise in power and heavy equipment, these versatile generators can power tools and large appliances, or supply emergency backup power for farms and ranches.



FINANCING MADE EASY

Count on Cat Financial for superior finance and extended protection solutions for your business. For more than 30 years, our team has worked to provide quality buying and rental options. We offer finance, lease and extended protection services for nearly every market Caterpillar serves. Our team can help with purchasing options such as capital loans and credit approval, while safeguarding your equipment with protection beyond the standard warranty. Cat Financial delivers 24/7 online account access along with resell options such as end-of-term solutions and transferable equipment protection plans.

www.finance.cat.com

www.cat.com/ag

BUILT FOR IT.™

AEXQ0550-03 June 2017

© 2017 Caterpillar. All Rights Reserved. CAT, CATERPILLAR, BUILT FOR IT, their respective logos, "Caterpillar Yellow," the "Power Edge" trade dress as well as corporate and product identity used herein, are trademarks of Caterpillar and may not be used without permission.

