



Monthly Totals & Trends

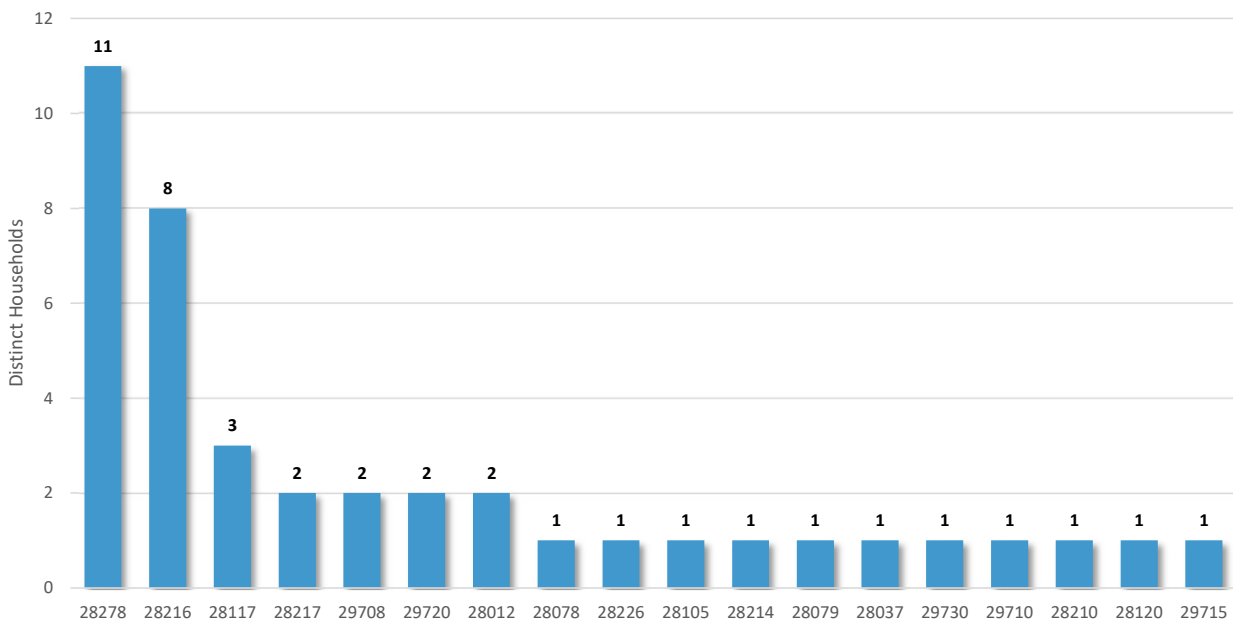
41

Households

2,552

Complaints

Distinct Households, Ranking by Zip Code

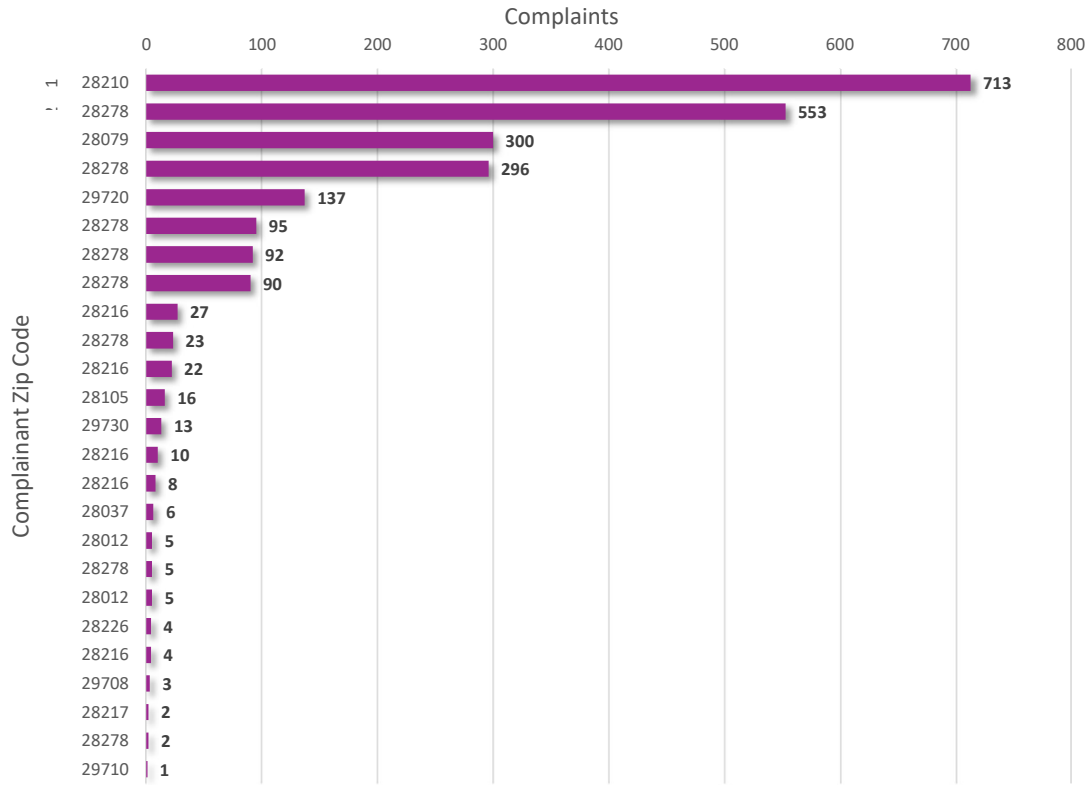


Charlotte Douglas International Airport's June aircraft noise complaints from area residents totaled 2,552 and were generated by 41 distinct households. This represents a 23.8% change in complaints and a -18.0% change in households from the previous month.

The top 25 reporting households generated 2,432 complaints or 95.3% of the monthly total.

Complaints were geographically concentrated in zip codes: 28278 (1,159), 28210 (713), 28079 (300) and 29720 (138). See Page 3 for a complete list of complaints and the associated number of reporting households.

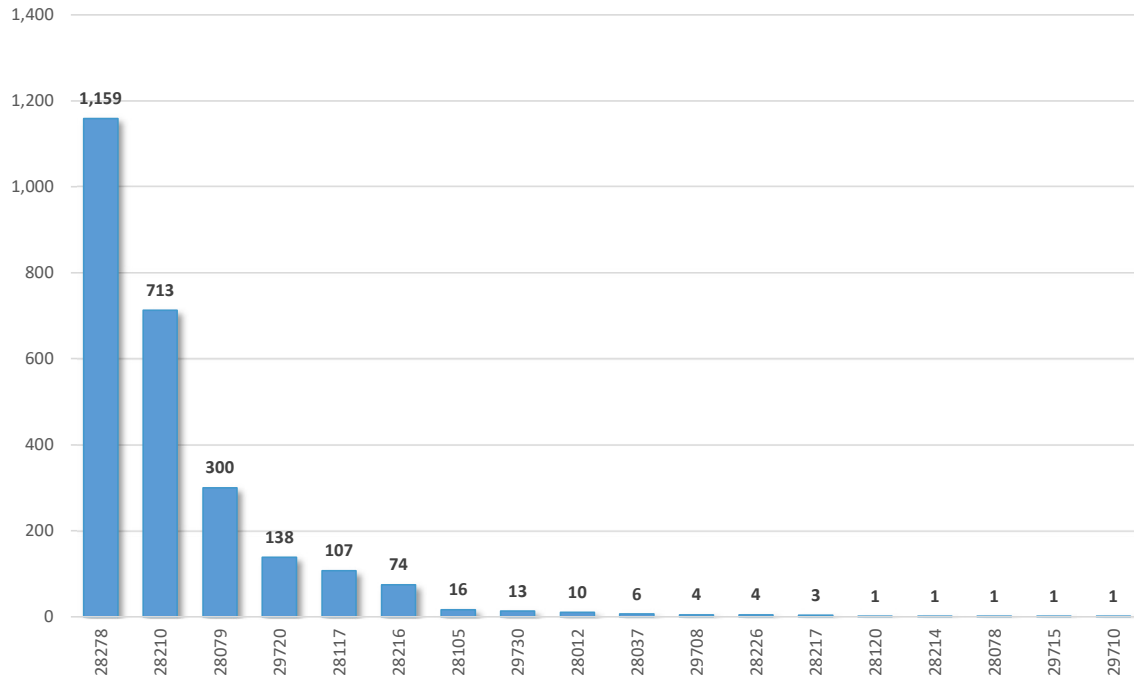
Complainant Ranking (Top 25)



	RESIDENT FROM	ZIP CODE	COMPLAINTS	PERCENT OF MONTH
1	Charlotte	28210	713	34.6%
2	Charlotte	28278	553	26.8%
3	Indian Trail	28079	300	14.6%
4	Charlotte	28278	296	14.4%
5	Lancaster	29720	137	6.6%
6	Charlotte	28278	95	4.6%
7	Charlotte	28278	92	4.5%
8	Charlotte	28278	90	4.4%
9	Charlotte	28216	27	1.3%
10	Charlotte	28278	23	1.1%
11	Charlotte	28216	22	1.1%
12	Matthews	28105	16	0.8%
13	Rock Hill	29730	13	0.6%
14	Charlotte	28216	10	0.5%
15	Charlotte	28216	8	0.4%
16	Denver	28037	6	0.3%
17	Belmont	28012	5	0.2%
18	Charlotte	28278	5	0.2%
19	Belmont	28012	5	0.2%
20	Charlotte	28226	4	0.2%
21	Charlotte	28216	4	0.2%
22	Fort Mill	29708	3	0.1%
23	Charlotte	28217	2	0.1%
24	Charlotte	28278	2	0.1%
25	Clover	29710	1	0.0%
Top 25 Totals			2,432	118.0%

Complaints This Month

Area Ranking by Zip Code (All)



ZIP CODE	CITY	COMPLAINTS	HOUSEHOLDS
28278	Charlotte	1,159	11
28210	Charlotte	713	1
28079	Indian Trail	300	1
29720	Lancaster	138	2
28117	Mooresville	107	3
28216	Charlotte	74	8
28105	Matthews	16	1
29730	Rock Hill	13	1
28012	Belmont	10	2
28037	Denver	6	1
29708	Fort Mill	4	2
28226	Charlotte	4	1
28217	Charlotte	3	2
28120	Mount Holly	1	1
28214	Charlotte	1	1
28078	Huntersville	1	1
29715	Fort Mill	1	1
29710	Clover	1	1
Totals		2,552	41

Complaint Map: June 2024

Distinct Households - 41 / Complaints - 2,552

NOTES: [1] Noise complaints submitted from households without valid address information are not depicted on the map. [2] Household map marker size based on number of complaints submitted.

