

Charlotte Airport Community Roundtable

July 14, 2021 Meeting

Handouts

- ❖ Meeting Agenda
- ❖ ACR Response Document – Development Process
- ❖ CLT Updates
 - Environmental Assessment and Part 150
 - CLT Operations
- ❖ Listing of Requests for Analysis and Motions from June
- ❖ Written Updates Document

CLT Airport Community Roundtable

Meeting Agenda – 7/14/21, 6p-730p

1) Open the Meeting (10 Mins.)

- a) Call Meeting to Order – Kurt Wiesenberger, ACR Chair
- b) Describe Meeting Approach – Ed Gagnon, Facilitator
 - i) WebEx Process, Confirm WebEx/Phone Functionality with Members
 - (1) Use of “Raise the Hand” Function; Stating Name when Speaking
 - (2) Structure of Meeting Handout Document; Screen Sharing
 - ii) Review Ground Rules
- c) Approve Minutes from June – Kurt Wiesenberger, ACR Chair

2) Receive Public Input, if applicable (Time TBD)

3) Update on Moving Forward – Monitor, Engage, and Improve (45-50 Mins.)

- a) **Monitor:** FAA Progress and CLT Updates
 - i) ACR Response Document to FAA’s Conclusions on Arrival Recommendations – Kurt Wiesenberger, Chair, and Phil Gussman, Vice Chair (35-45 Mins.)
 - (1) Describe Process for Developing ACR Response Document
 - (2) Refine/Approve ACR Response Document
 - (3) Discuss Plan for Document Distribution and FAA Response
 - ii) CLT Update – Stuart Hair, Director of Economic & Community Affairs, CLT (5 Mins.)
 - (1) Environmental Assessment and Part 150 Updates
 - (2) CLT Updates on Existing Initiatives and Operations
- b) **Engage/Improve: Updates from Project Teams** (5 Mins.)
 - i) Community Engagement Project Team Update – Phil Gussman, Project Team Lead
 - ii) Government Engagement Project Team Update – Bob Cameron, Project Team Lead
 - iii) Local Ops/Improvement Project Team – Kurt Wiesenberger, Project Team Co-lead

4) Request/Address Additional Business (5 Mins.)

- a) Unfinished Business
 - i) Note **Written Updates** on Motions/Requests for Support
- b) New Business

5) Adjourn (2 Mins.)

- a) Next Meeting: **September 8, 6p-8p (Planned for CLT Center)**

Charlotte Douglas International Airport

Airport Community Roundtable

ACR Response Document – Activities and Timeline

ACR Response Document – Development Process

- **June 9** – FAA presented conclusions about ACR's 3 Arrival Recommendations; ACR members decided to meet to discuss
- **June 10** – ACR Chair/Vice Chair formulated plan for obtaining ACR member feedback on FAA presentation
- **June 10-16** – ACR conducted member survey
- **June 17 & 22** – ACR held informal working sessions to discuss survey results, FAA presentation, & ACR approach to responding to FAA
- **June 25** – ACR began creating ACR Response Document
- **July 7** – ACR completed initial draft of ACR Response Document and requested CLT staff input.
- **July 13** – After final input, ACR refined document for sharing at July 14 ACR meeting

CLT Update

Update on EA Progress

The Draft EA comment period closed June 1. Environmental Justice outreach concluded June 30. The Airport and the consultant are working through the response to comments with the FAA. Response to comments will be included in the Final EA. The consultant is preparing the Final EA for its submission.

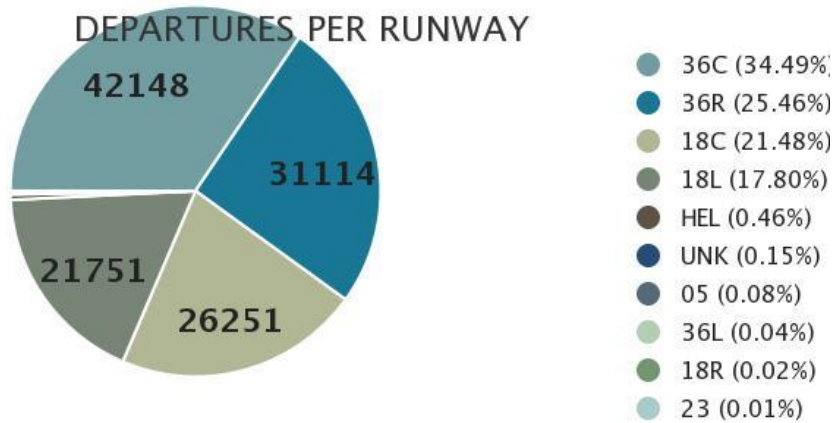
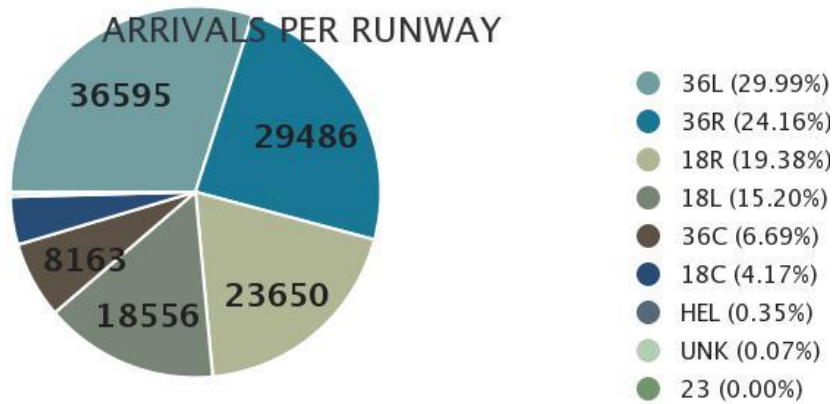
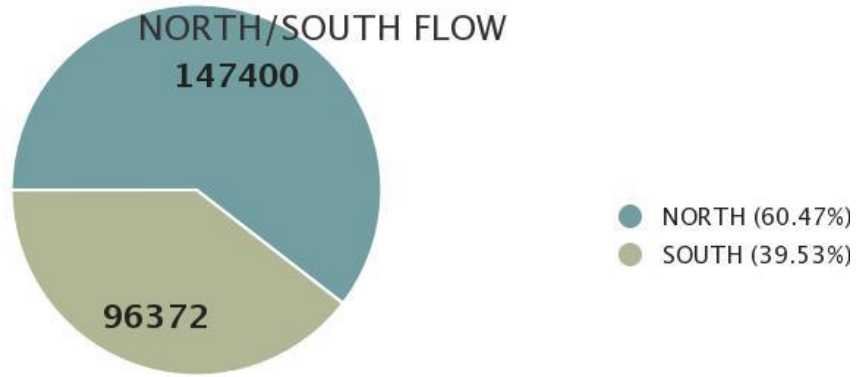
Update on Part 150

The Part 150 remains as is and will start following the EA Record of Decision.

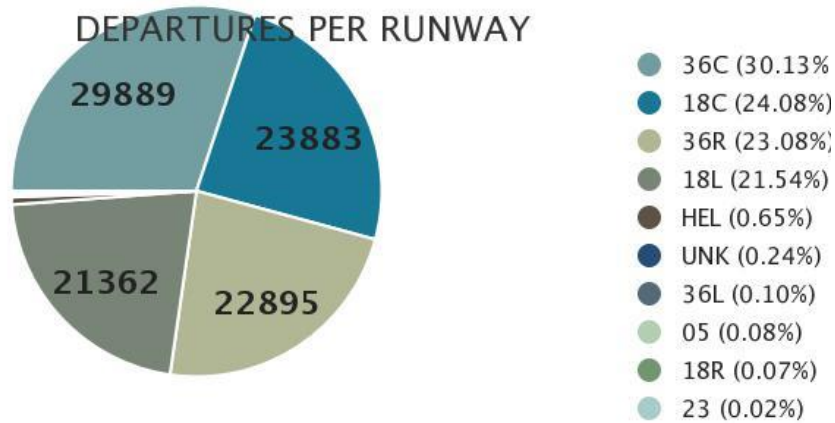
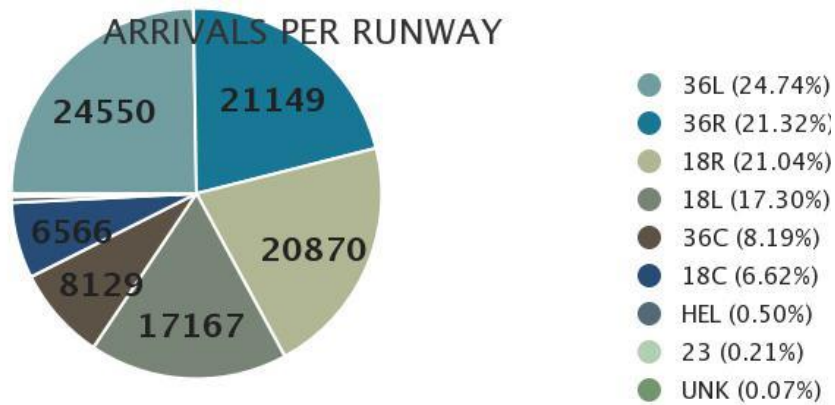
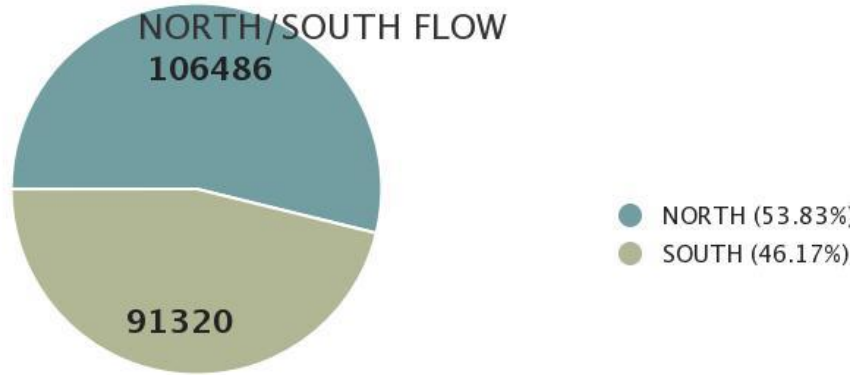
CLT Operations – Flight Operations

See next 4 pages.

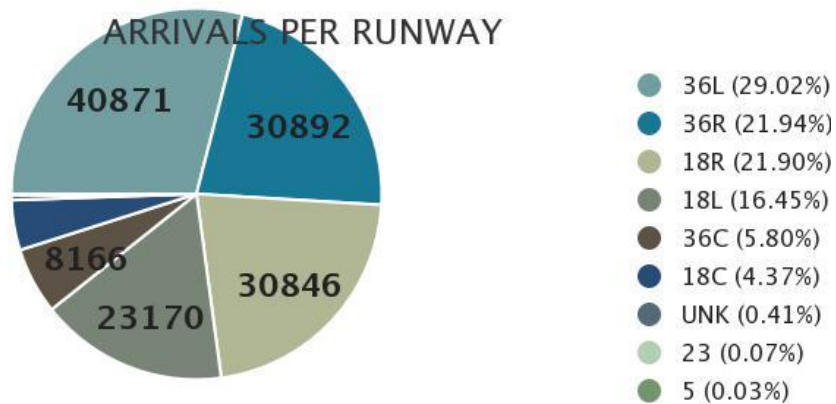
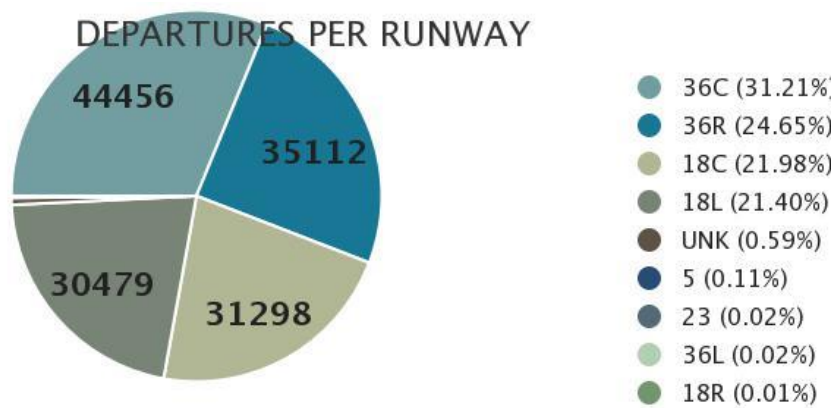
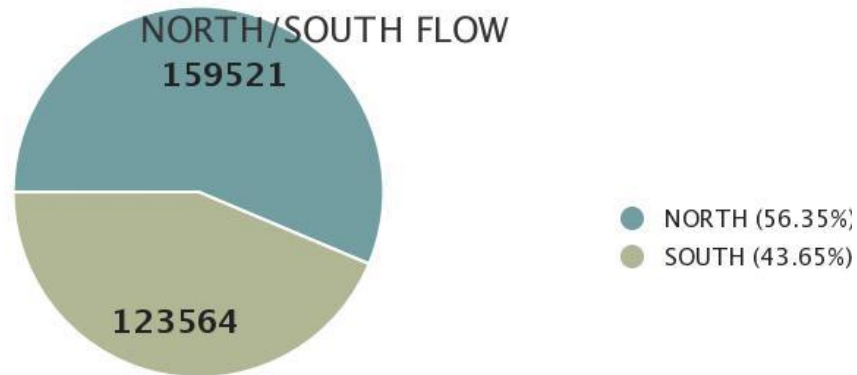
Operations Counts: January 1, 2021 – July 1, 2021

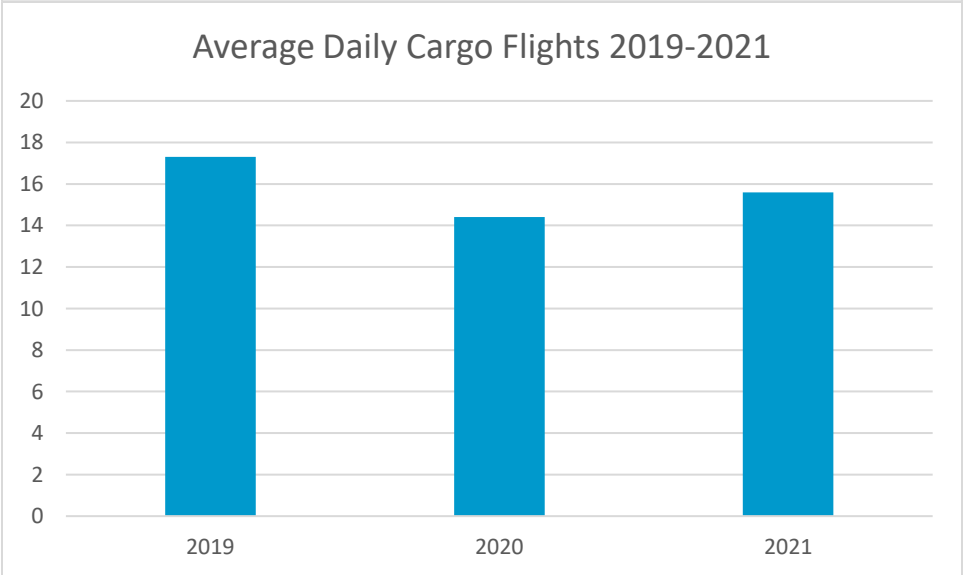
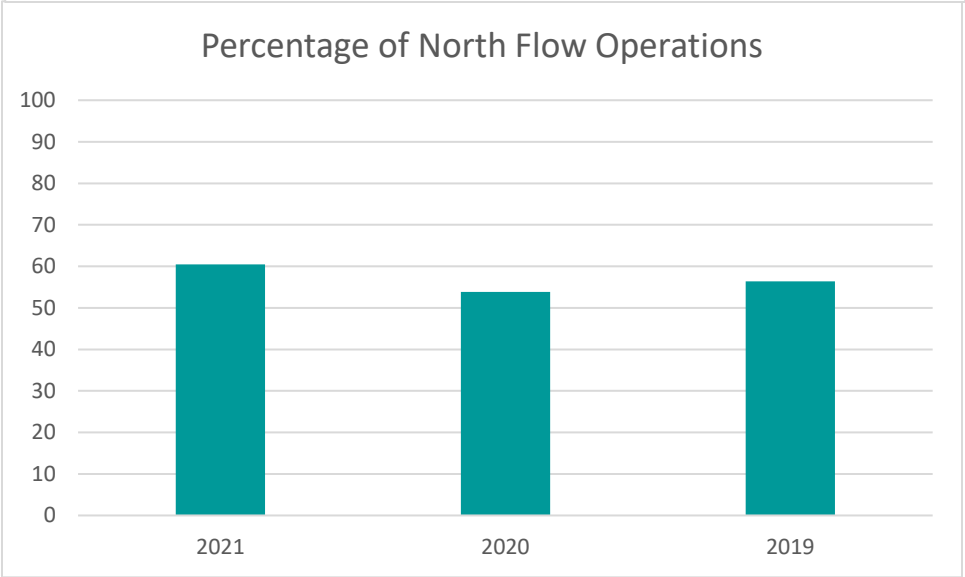
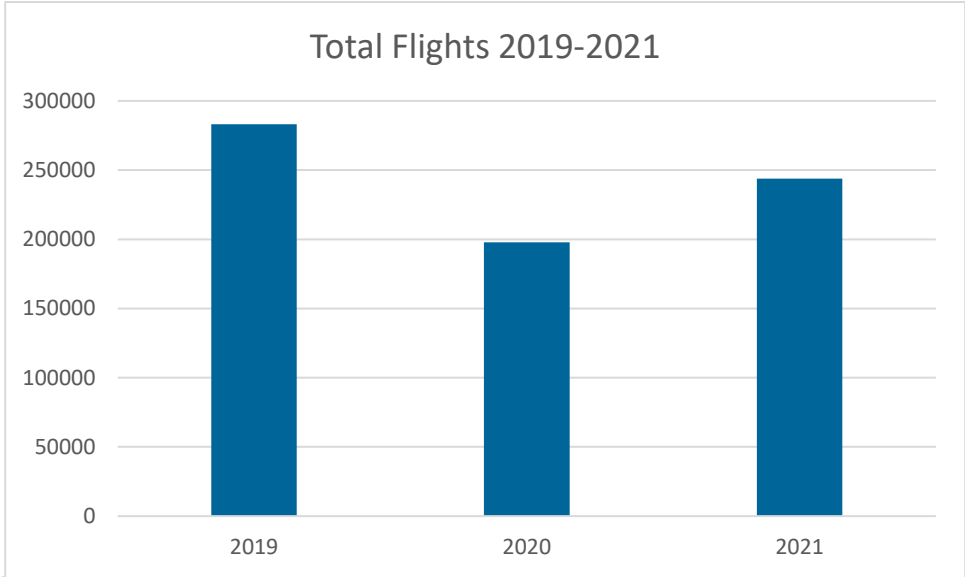


Operations Counts: January 1, 2020 – July 1, 2020



Operations Counts: January 1, 2019 – July 1, 2019





CLT Operations – Complaint Statistics

2021 - Jan 1 - July 1													
Household Totals													
		Population 2636883			Meck Pop 1110356			Population 885,708					
Total Region	126	Total County	126	% of Total	Total Mecklenburg	87	% of Total	Charlotte Zip Code	84	% of Total	Zip Code	Population	Complainant per Population
		Mecklenburg	87	69%	Charlotte	84	67%	28278	33	26%	28278	29347	0.1124%
		York	18	14%	Huntersville	3	2%	28210	13	10%	28210	48333	0.0269%
		Gaston	7	6%				28216	7	6%	28216	49849	0.0140%
		Lincoln	6	5%				28226	6	5%	28226	39796	0.0151%
		Lancaster	4	3%				28214	5	4%	28214	42412	0.0118%
		Other	2	2%				28273	4	3%	28273	41170	0.0097%
		Catawba	1	1%				28208	3	2%	28208	40284	0.0074%
		Union	1	1%				28277	3	2%	28277	57336	0.0052%
								28211	2	2%	28211	31121	0.0064%
								28217	2	2%	28217	30082	0.0066%
								28269	2	2%	28269	77248	0.0026%
								28270	2	2%	28270	36086	0.0055%
								28202	1	1%	28202	13498	0.0074%
								28262	1	1%	28262	43209	0.0023%
Complaint Totals													
											Note:		
											% Departures 18C	9.7	
Total Region	31748	Total County	31748	% of Total	Total Mecklenburg	28751	% of Total	Charlotte Zip Code	28734	% of Total	Total Departures 18C		19354
		Mecklenburg	28751	91%	Charlotte	28734	91%	28278	19910	63%			
		Lancaster	2066	7%	Huntersville	17	0%	28208	7343	23%			
		Union	694	2%				28210	759	2%			
		York	204	1%				28216	299	1%			
		Gaston	19	0%				28202	220	1%			
		Lincoln	9	0%				28214	144	0%			
		Other	3	0%				28211	26	0%			
		Catawba	2	0%				28226	11	0%			
								28277	7	0%			
								28273	5	0%			
								28269	5	0%			
								28217	2	0%			
								28270	2	0%			
								28262	1	0%			

2020 - Jan 1 - July 1												
Household Totals												
		Population 2636883			Meck Pop 1110356			Population 885,708				
Total Region	154	Total County	154	% of Total	Total Mecklenburg	120	% of Total	Charlotte Zip Code	114	% of Total	Zip Code Population Complainant per Population	
		Mecklenburg	120	78%	Charlotte	114	74%	28278	31	20%	28278 29347 0.1056%	
		York	10	6%	Huntersville	5	3%	28216	17	11%	28216 49849 0.0341%	
		Iredell	1	1%	Cornelius	1	1%	28210	14	9%	28210 48333 0.0290%	
		Gaston	7	5%				28208	13	8%	28208 40284 0.0323%	
		Lincoln	8	5%				28273	12	8%	28273 41170 0.0291%	
		Union	3	2%				28214	10	6%	28214 42412 0.0236%	
		Lancaster	1	1%				28226	6	4%	28226 39796 0.0151%	
		Other	2	1%				28277	3	2%	28277 57336 0.0052%	
		Catawba	2	1%				28211	3	2%	28211 31121 0.0096%	
								28203	2	1%	28203 16655 0.0120%	
								28205	1	1%	28205 48798 0.0020%	
								28217	1	1%	28217 30082 0.0033%	
								28202	1	1%	28202 13498 0.0074%	
Complaint Totals												
											Note:	
											% Departures 18C 11.9	
Total Region	23156	Total County	23156	% of Total	Total Mecklenburg	20467	% of Total	Charlotte Zip Code	20450	% of Total	Total Departures 18C 20975	
		Mecklenburg	20467	88%	Charlotte	20450	100%	28278	9229	45%		
		Lancaster	1157	5%	Huntersville	16	0%	28208	7445	36%		
		York	1116	5%	Cornelius	1	0%	28216	2239	11%		
		Union	223	1%				28210	1020	5%		
		Iredell	154	1%				28277	229	1%		
		Lincoln	16	0%				28214	159	1%		
		Gaston	13	0%				28211	44	0%		
		Catawba	8	0%				28202	35	0%		
		Other	2	0%				28273	20	0%		
								28205	15	0%		
								28226	12	0%		
								28203	2	0%		
								28217	1	0%		

2019 - Jan 1 - July 1												
Household Totals												
		Population 2636883			Meck Pop 1110356			Population 885,708				
Total Region	198	Total County	198	% of Total	Total Mecklenburg	154	% of Total	Charlotte Zip Code	146	% of Total	Zip Code Population Complainant per Population	
		Mecklenburg	154	78%	Charlotte	146	74%	28278	41	21%	28278 29347 0.1397%	
		York	20	10%	Huntersville	4	2%	28216	23	12%	28216 49849 0.0461%	
		Iredell	8	4%	Cornelius	3	2%	28210	21	11%	28210 48333 0.0434%	
		Gaston	4	2%	Pineville	1	1%	28214	12	6%	28214 42412 0.0283%	
		Lincoln	4	2%				28273	8	4%	28273 41170 0.0194%	
		Union	3	2%				28208	8	4%	28208 40284 0.0199%	
		Lancaster	2	1%				28277	7	4%	28277 57336 0.0122%	
		Other	2	1%				28226	7	4%	28226 39796 0.0176%	
		Catawba	1	1%				28211	6	3%	28211 31121 0.0193%	
								28217	5	3%	28217 30082 0.0166%	
								28205	2	1%	28205 48798 0.0041%	
								28269	2	1%	28269 77248 0.0026%	
								28212	2	1%	28212 47903 0.0042%	
								28203	1	1%	28203 16655 0.0060%	
								28213	1	1%	28213 43099 0.0023%	
Complaint Totals												
											Note:	
											% Departures 18C 10.7	
Total Region	25718	Total County	25718	% of Total	Total Mecklenburg	24168	% of Total	Charlotte Zip Code		% of Total	Total Departures 18C 25367	
		Mecklenburg	24168	94%	Charlotte	24153	94%	28278	13469	52%		
		York	764	3%	Huntersville	10	0%	28216	3720	14%		
		Iredell	743	3%	Cornelius	4	0%	28210	1419	6%		
		Lancaster	14	0%	Pineville	1	0%	28214	84	0%		
		Gaston	13	0%				28273	14	0%		
		Union	7	0%				28208	5136	20%		
		Lincoln	4	0%				28277	29	0%		
		Other	4	0%				28226	23	0%		
		Catawba	1	0%				28211	151	1%		
								28217	5	0%		
								28205	19	0%		
								28269	7	0%		
								28212	75	0%		
								28203	1	0%		
								28213	1	0%		

Charlotte Douglas International Airport

Airport Community Roundtable

Analysis/Support Requests and Motions from the **June 2021 Meeting**

Requests for Action

Provide Complaint Statistics (CLT) by Location

CLT will provide complaint statistics to the ACR, categorized by Area/Zip Code.

FAA Provide PowerPoint Shared During Meeting (FAA/CLT)

The ACR would like to receive the presentation provided by the FAA during the meeting. The FAA offered to send the presentation to CLT to share with the ACR.

Arrange Follow-up Discussion to Review FAA Response (CSS/CLT)

The ACR wants to review the FAA response to the Slate Arrival Recommendations in more depth. The ACR may need support in arranging logistics for the working session(s) and understanding key points included in the response.

CLT Airport Community Roundtable

Updates on Requests/Motions – 7/14/21 ACR Meeting

Community Engagement/Communications Updates

Requests for Support – Communication Plan Development – CLT Staff

Dan J. Gardon, Noise Abatement Specialist, CLT on July 13, 2021

No updates at this time.

FAA-Related Items

Understanding of Internal FAA Review Process relating to CAATT/EPAYE Raising Altitude Motion

John Carraher, Office of the ASO Regional Administrator - Senior Advisor, FAA on March 9, 2020

We can arrange to have someone at the April or May ACR meetings to discuss the process for the CAATT/EPAYE Raising the Altitude motion with the understanding that the ACR would like to better understand the process while they finalize the rest of the slate.

Request of FAA for Tower Orders (FOIA)

Dan J. Gardon, Noise Abatement Specialist, CLT on July 13, 2021

No updates at this time.

Airlines-related Updates

Update on NADP-2 Recommendation

Dan J. Gardon, Noise Abatement Specialist, CLT on July 13, 2021

No updates at this time.

American Airlines Retrofit of Airbus Aircraft with Vortex Generators

Tracy Montross, American Airlines Regional Director of Government Affairs as of June 1, 2021

We've currently accomplished 255 of 283 aircraft with vortex generators. The due date remains 01Mar2022.

Voluntary Restraint Program (Scheduling of Flights at Night)

Dan J. Gardon, Noise Abatement Specialist, CLT on July 13, 2021

No updates at this time.