

Charlotte Airport Community Roundtable

January 8, 2025 Meeting

Handouts

- 1) Meeting Agenda
- 2) ACR Members/Stakeholders
- 3) Public Input Guidelines
- 4) ACR Member Newsletter (Cover E-mail) – December 2024
- 5) CLT Updates
 - a) Runway Utilization – October, November, December
 - b) Complaints – October, November, December
- 6) Recommendation #3a Altitude Comparisons v. Baseline
 - a) ACR 3A North Flow
 - b) ACR 3A South Flow
- 7) Listing of Requests for Analysis and Motions from October 2024

CLT Airport Community Roundtable

Meeting Agenda – January 8, 2025, 6p-8p

1) Open the Meeting (10-15 Mins.)

- a) Call Meeting to Order, Welcome, and Introductions – Phil Gussman, ACR Vice Chair

***Airport Community Roundtable Mission Statement:** To provide the City of Charlotte Aviation Department (Airport) and the Federal Aviation Administration (FAA) with broad-based community input into airport-related noise impacts and to find, where possible, practical solutions and recommendations for the FAA to consider when determining aircraft operating procedures at Charlotte Douglas International Airport.*

- b) Describe Meeting Approach – Ed Gagnon, Facilitator

- i) Overall Meeting Logistics
- ii) ACR Ground Rules

- c) Approve Minutes from October – Phil Gussman, ACR Vice Chair

2) Receive Public Input

3) Update on Moving Forward – Engage and Improve (40-50 Mins.)

- a) CLT Update on the Part 150 Process and ACR Mission – Stuart Hair, Director of Commercial and Community Engagement, CLT (30-40 Mins.)
- b) ACR Review of the Part 150 Process – Phil Gussman, ACR Vice Chair (10-15 Mins.)
 - i) Debrief on Council and Community Engagement
 - ii) Determine Key Takeaways

4) Update on Moving Forward – Monitor (20-25 Mins.)

- a) CLT Updates on Existing Initiatives and Operations – Stuart Hair, Director of Commercial and Community Engagement, CLT

5) Request/Address Additional Business (5-10 Mins.)

- a) Unfinished Business: Note Prior Meeting Motions/Requests for Support
- b) New Business

6) Adjourn (2 Mins.)

- a) Next Meeting: **April 9, 6p**

Current ACR Roster

Charlotte City Districts

Phillip Gussman – Charlotte City District
Nakia Savage – Charlotte City District 3
Michael Faust – Charlotte City District 4

County Municipalities

Sayle Brown – Cornelius
Preston Hagman – Huntersville

Mecklenburg County

Thelma Wright – Mecklenburg County, At Large
Sherry Washington – Mecklenburg County District 4
Mark Loflin – Mecklenburg County District 6

Counties

Sam Stowe – Gaston County
Diane Dasher – York County
Jacob Pollack – York County

Vacancies

Charlotte At Large, Charlotte City District 2, Charlotte City District 5, Charlotte City District 6, Charlotte City District 7, Mecklenburg County District 1, Mecklenburg County District 2, Mecklenburg County District 3, Mecklenburg County District 5, Davidson, Lincoln County, Matthews, Mint Hill, Pineville

Other ACR Stakeholders

CLT Staff:

Haley Gentry – Aviation Director

Stuart Hair – Director, Commercial and Community Engagement

Kevin Hennessey – Real Estate and Noise Manager

Matt Reese – Noise Abatement Coordinator

FAA:

Pearlis Johnson – Southern Region Deputy Administrator

Andrese Davis – Manager, Airspace and Procedures Team

Shane Jackson – Community Engagement Officer

American Airlines:

Tracy Montross – Managing Director, Government Affairs

Addressing the ACR - Guidelines for Public Speakers

- Each Speaker has 3 minutes
 - ACR members may/may not respond at that time
 - Additional time, if needed, provided at the Chair's discretion
- After the Public Input time:
 - All other Public comment/questions only from ACR members
 - Please stay if you'd like to listen
 - Full recording of this meeting (minutes, agenda, presentations, etc.) will be on the CLT Noise website within 1 month)
 - Go to <https://www.cltairport.com/community/noise> and click **"Airport Community Roundtable"**

Ed Gagnon

From: Ed Gagnon <ed.gagnon@cssamerica.com>
Sent: Friday, December 13, 2024 12:32 PM
To: CLT-ACR@cssamerica.com
Cc: 'Hair, Stuart'; 'Hennessey, Kevin'; 'Montross, Tracy'; 'Reese, Matthew'; 'Eugene M. Reindel'
Subject: CLT ACR Member Newsletter - December 2024

Hello ACR Members,

This is the December 2024 CLT ACR Member Quarterly Newsletter. If anyone has difficulty accessing the links, please e-mail me at ed.gagnon@cssamerica.com.

Newsletter Guide

Note that you can click the following links to go directly to the section of the e-mail, or you may decide to scroll fully through the document. Contents in this newsletter include:

- [Part 150 Updates](#)
- [Project Team Updates](#)
- [CLT Operational Measures](#)
- [FAA News Releases](#)
- [Updates on Requests/Motions](#)
- [Plans for Upcoming ACR Meeting](#)
- [Updated ACR Calendar](#)
- [Additional Items](#)

Part 150 Updates

- Phil Gussman represented the ACR in speaking on the Part 150 at the December 9 City Council Meeting. He also had communications with Council members before and after the meeting, as well.
- Other ACR members also engaged elected officials and/or distributed information about the ACR's comments on the Part 150 to constituents and community members, so thanks for everyone's support!
- Speakers in favor of, against, or preferring a delayed vote all addressed the Council.
- The Charlotte City Council approved sending the Part 150 to the FAA for review by an 8-2 vote.
- The ACR knows this is a long process, and some Council members highlighted the fact that the FAA will undergo a roughly 2-year process in reviewing and – if approved – implementing the Part 150.

Project Team Updates

- The **Community Engagement Project Team (CEPT)** met in December.
 - The group focused on planning for communications prior to and after the City Council meeting.
- The **Government Engagement Project Team (GEPT)** did not meet in November. The December meeting is scheduled for 12/16.
- The **Local Operations/Improvement Project Team (LOIPT)** met in November and December:
 - During the November meeting, the group focused on reviewing and editing the ACR's draft Part 150 Talking Points document.
 - At the December meeting, the discussion included:

- Debrief on the City Council Meeting (Councilmember’s reasons for their votes, speakers’ reasons for being in favor, concerns voiced by speakers opposed).
- Desire to reach out to community members who spoke at the Council meeting as well as attendees of the recent Part 150 Public Meetings.
- Other updates on Concord flights (no recent complaints to CLT), Recommendation #3a analysis status (still in process – waiting on vendor data), and FOIA request submitted on behalf of the ACR based on the LOIPT document approved at the October ACR meeting.
- The next scheduled Project Team meetings are:
 - Community Engagement Project Team
 - February 6, 6p
 - March 6, 6p
 - Government Engagement Project Team
 - December 16, 7p
 - February 17, 7p
 - March 17, 7p
 - Local Operations/Improvement Project Team
 - February 11, 630p
 - March 11, 630p

CLT Operational Measures

Please see the following reporting of complaints and runway usage at CLT:

- November [Complaint Monthly Report](#)
- November [Runway Usage Monthly Report](#)

FAA News Releases

- There were no noise-related FAA news releases since the last ACR newsletter.

Updates on Requests/Motions Made at Prior Meetings

The following were Requests made and Motions passed at the October 2024 ACR Meeting:

- **Requests for Action**
 - **ACR/CSS Consider Potential Nominees for ACR Chair**
 - CSS sent a reminder to ACR members to consider nominating themselves or others to the position of Chair.
 - At this time, the Vice Chair has not heard from anyone wanting to be considered for that role.
 - **CSS to Share HMMH Slate Update**
 - CSS sent the HMMH presentation made at the October ACR meeting to members on October 23.
 - **CLT asked to Identify Operational Differences Between Recent South Flow and North Flow Months**
 - This analysis is still in process.
- **Motions**
 - **Part 150 – Create Talking Points for Upcoming Communications**
 - Through a member survey, 3 member Talking Points calls, and incorporation of feedback/edits from ACR members, the ACR created a Talking Points Document. The ACR conducted an e-mail vote, and the ACR approved sending the document to Charlotte City Council.

- **ACR Reply to FAA Response to FOIA Request**
 - On October 29, the ACR Vice Chair submitted a FOIA request to the FAA with the reply document approved by the ACR during the October ACR meeting.
 - The ACR Vice Chair received an acknowledgement of receipt from the FAA on October 31. At this time, there has not been any further communication from the FAA on this matter.

Reminders of Plans for Upcoming ACR Meeting

- Next ACR Meeting: **January 8**, 6p - CLT Center
- The next meeting could include any/all of the following Agenda Items:
 - **Updating on the Part 150 Process**
 - CLT
 - Update on Council Meeting and Voting Process
 - Discuss Part 150 Next Steps/Timelines
 - ACR
 - Debrief on Council and Community Engagement
 - Ensure Community, Council, Media Informed Moving Forward (there will be a 2-year process where the ACR could stay engaged with the FAA on the Part 150)
 - Determine Key Takeaways
 - **Identifying ACR Focus Moving Forward**
 - **Receiving FAA Update on Implementation Process for Alternative Recommendation #3a**
 - **Updating on Technical Working Group**
 - **As part of CLT report, Updating on Relevant Construction Projects**
 - **Project Team Planning**
 - 2025 Goal Setting/Priorities
 - Consideration for combining Community and Government Engagement
 - [Please start thinking now about what should be the priorities for the Project Teams for 2025](#)
 - Determining Member Interests (for Project Team participation)

Updated ACR Calendar of All Meetings/Public Activities

Click to review [the updated calendar](#).

Additional Items

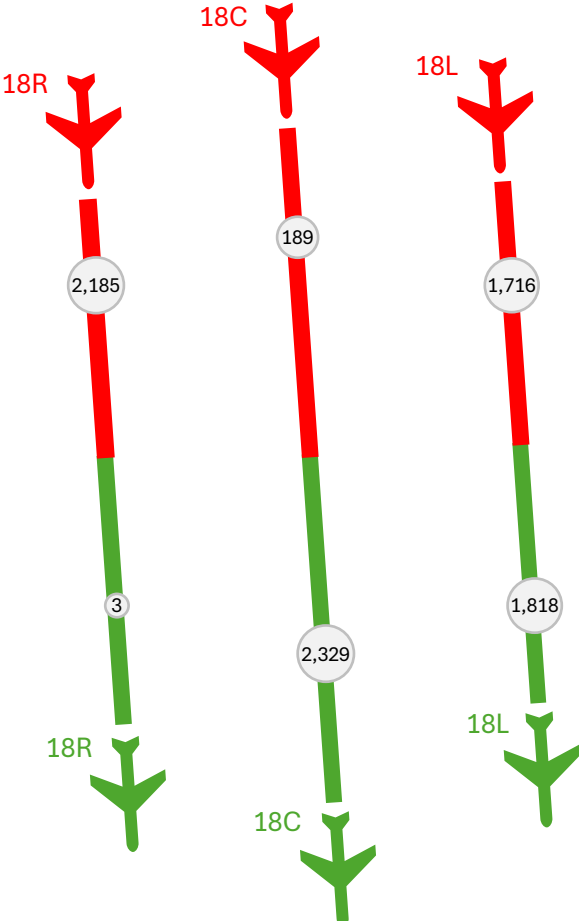
None at this time.

Airport Flow Report - October 2024

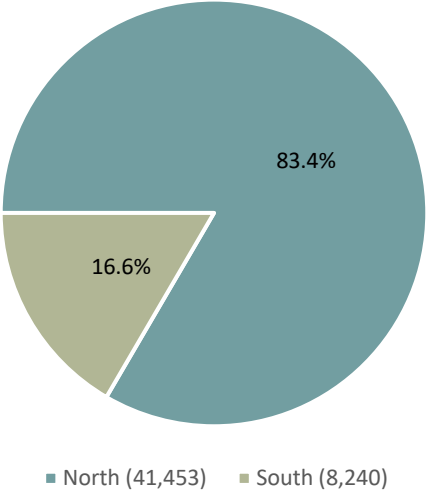
North Flow Runway Utilization



South Flow Runway Utilization

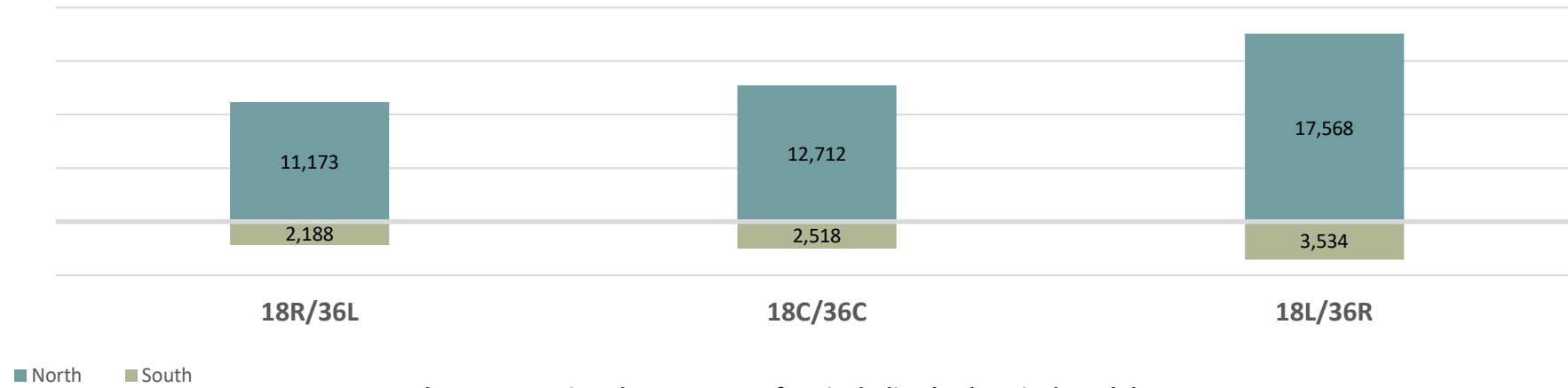


North/South Flow



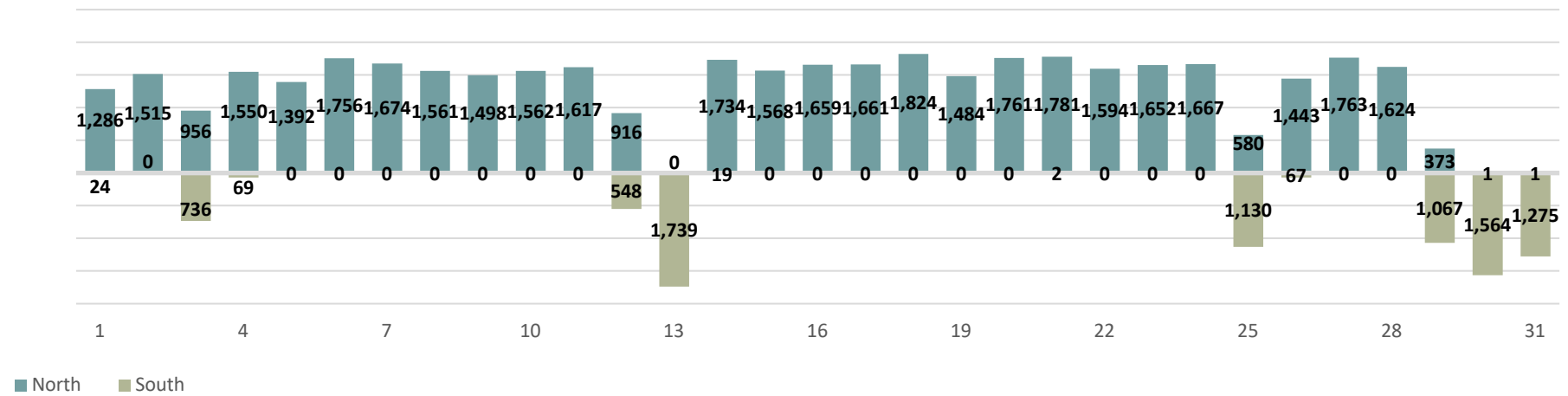
Airport Flow Report - October 2024

Flow Per Runway Pair



Above: Operations by runway surface including both arrivals and departures

Flow per Period - October 2024



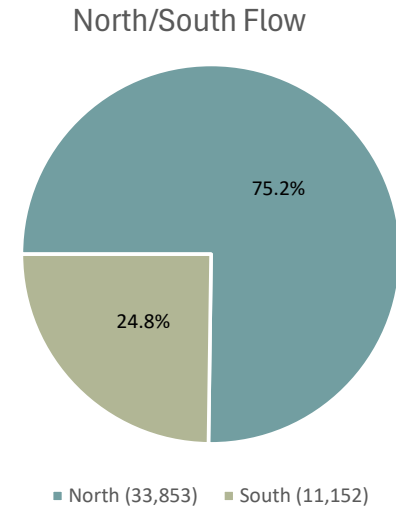
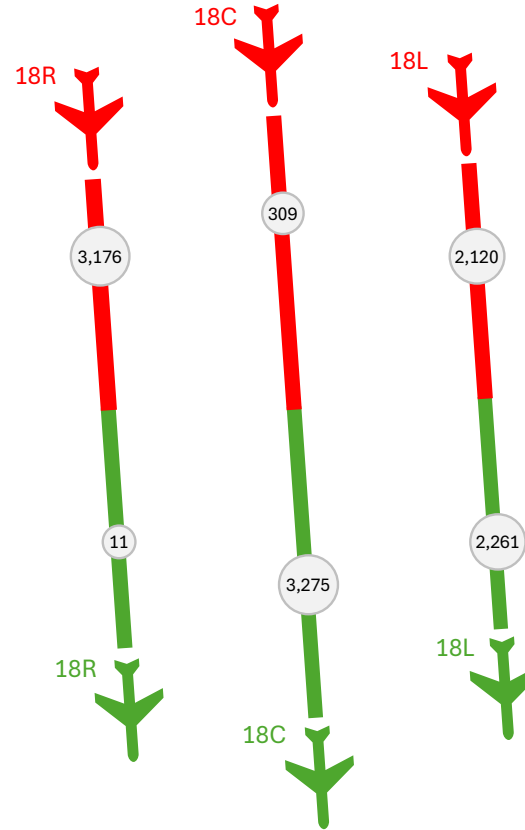
Above: Airport flow by day

Airport Flow Report - November 2024

North Flow Runway Utilization

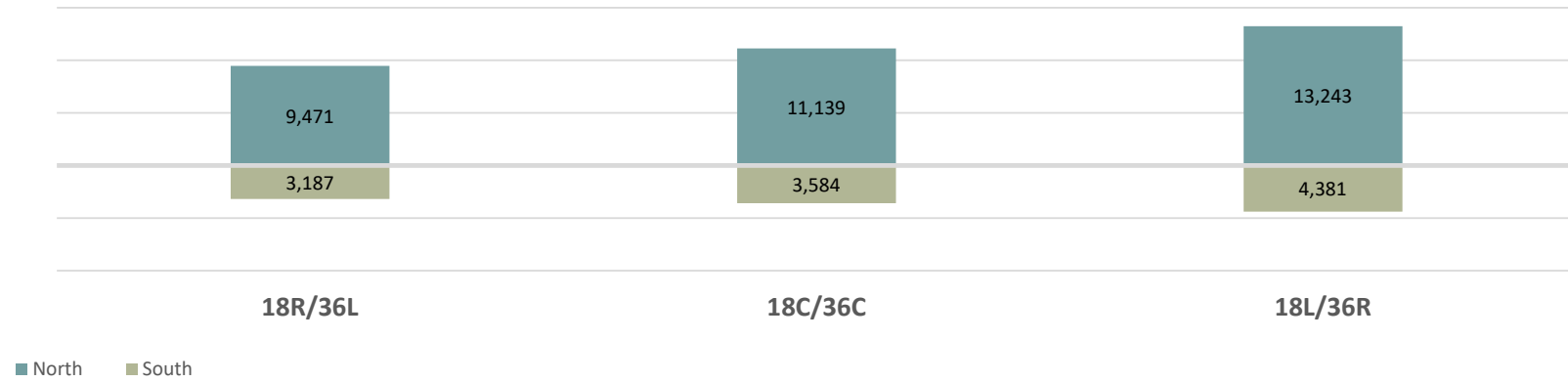


South Flow Runway Utilization



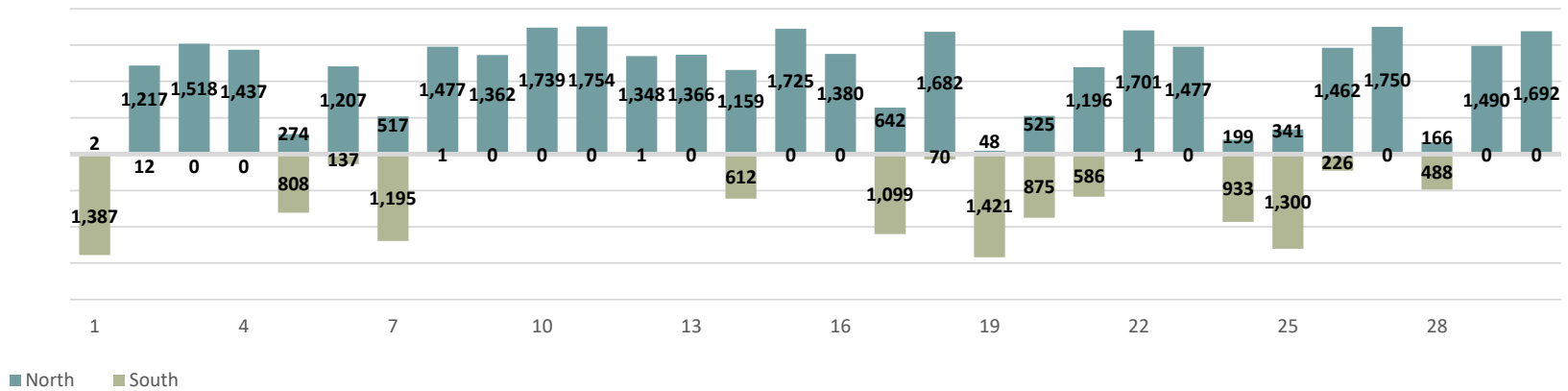
Airport Flow Report - November 2024

Flow Per Runway Pair



Above: Operations by runway surface including both arrivals and departures

Flow per Period - November 2024

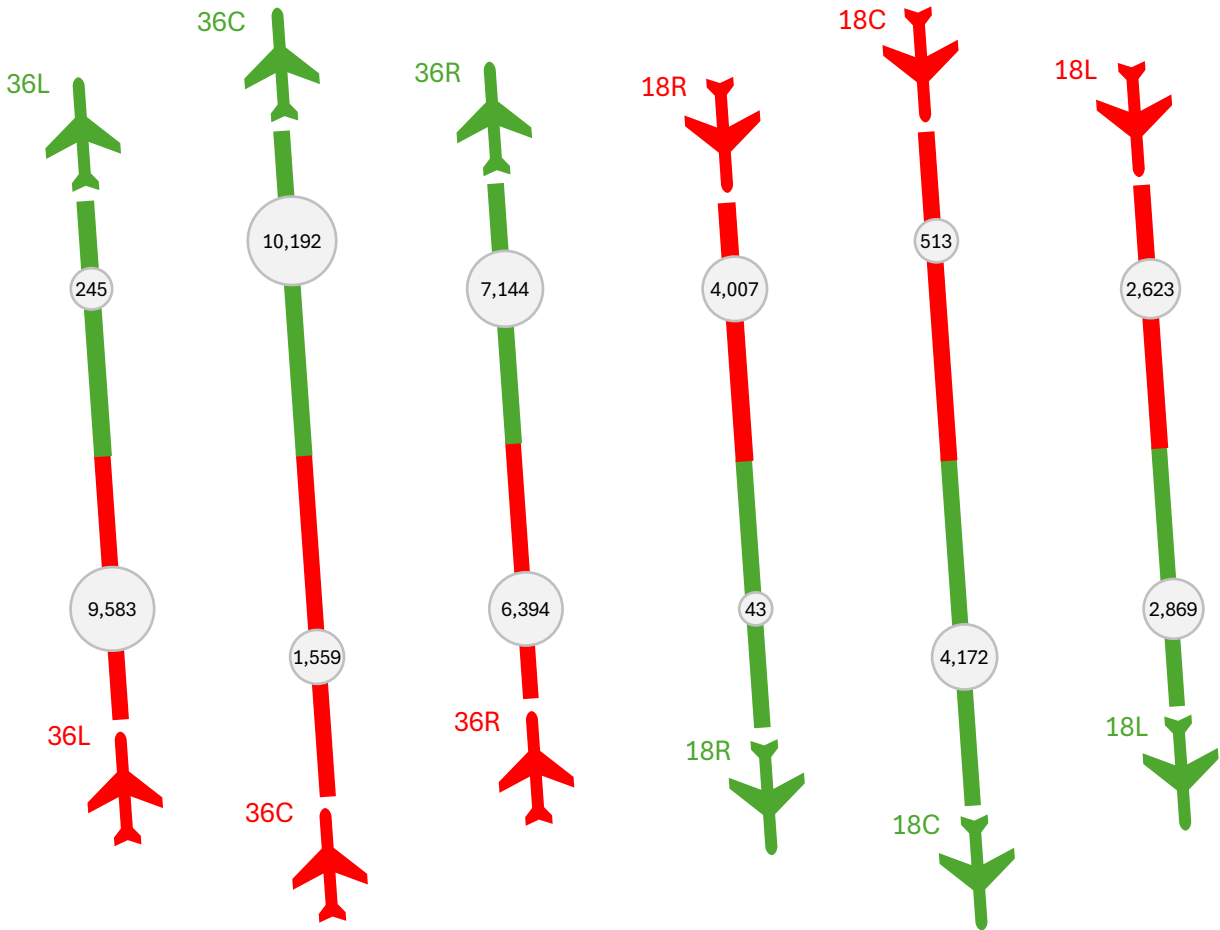


Above: Airport flow by day

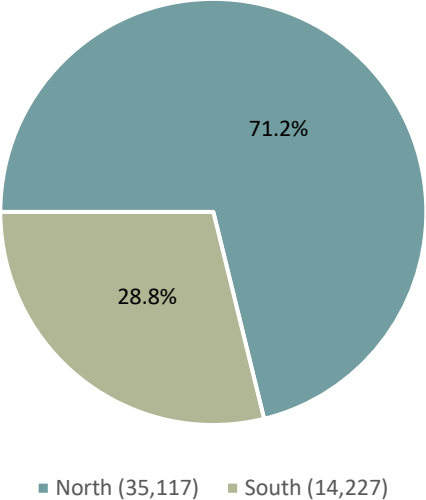
Airport Flow Report - December 2024

North Flow Runway Utilization

South Flow Runway Utilization

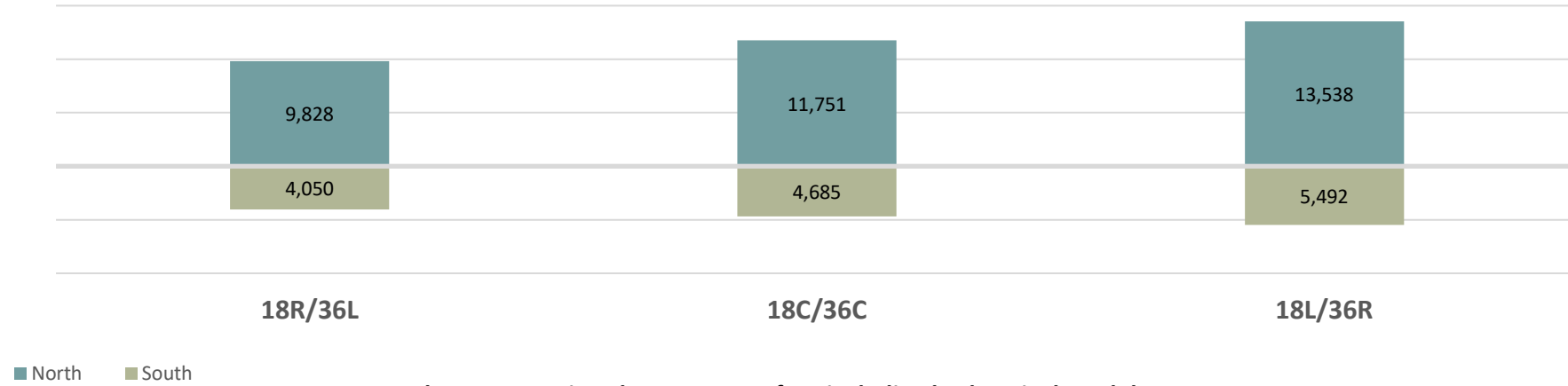


North/South Flow



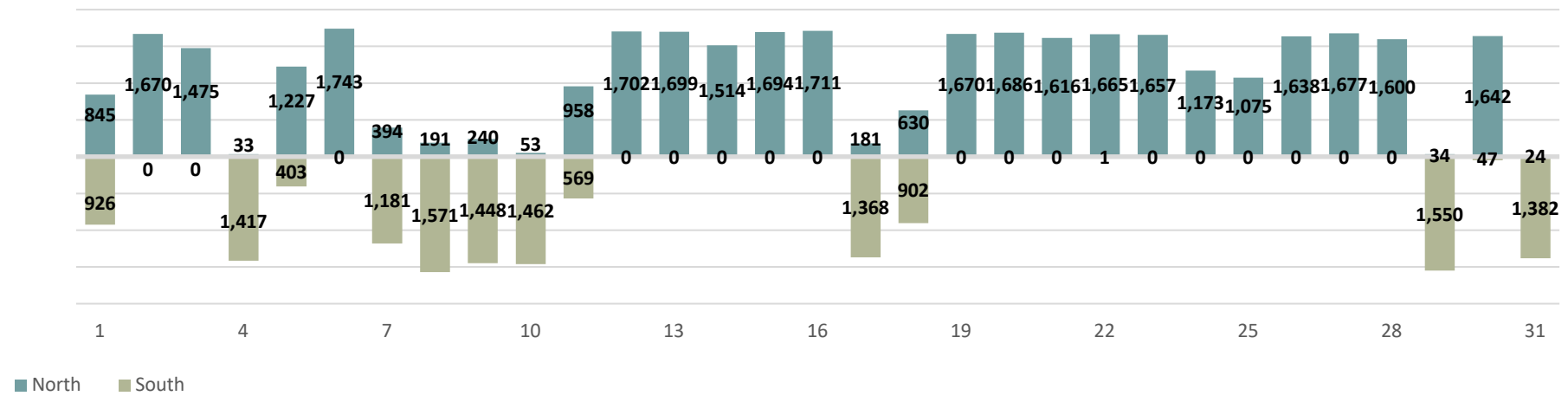
Airport Flow Report - December 2024

Flow Per Runway Pair



Above: Operations by runway surface including both arrivals and departures

Flow per Period - December 2024



Above: Airport flow by day



Monthly Complaint Report

CHARLOTTE DOUGLAS INTERNATIONAL NOISE DIVISION

October 2024

Monthly Totals & Trends

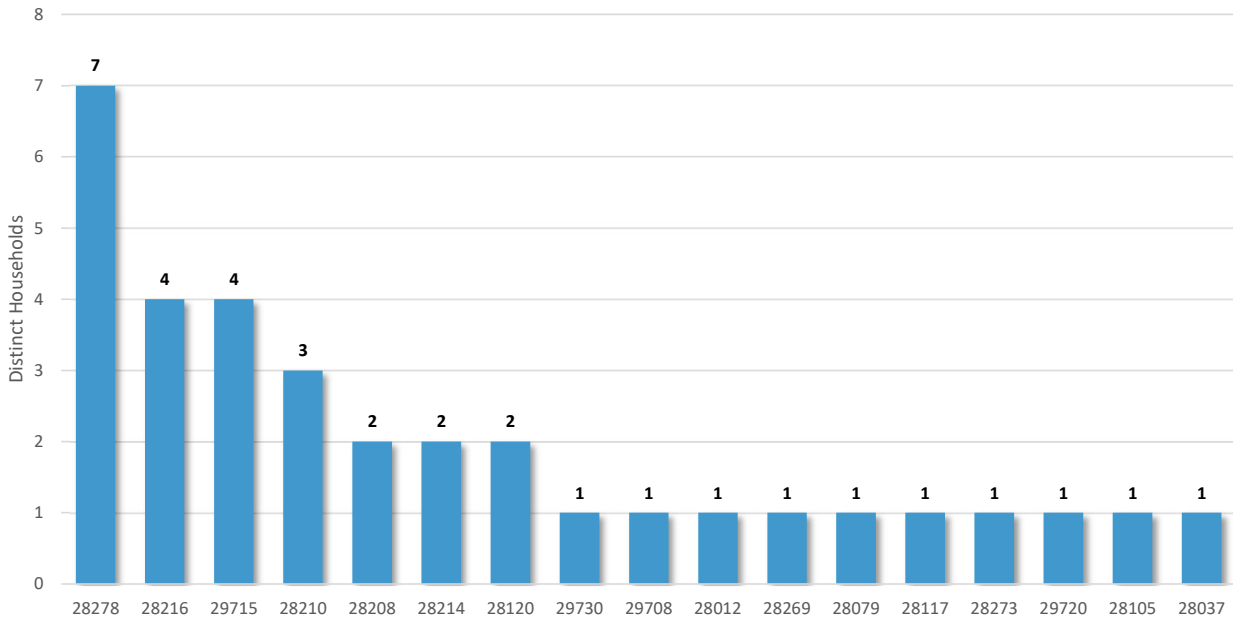
34

Households

1,770

Complaints

Distinct Households, Ranking by Zip Code

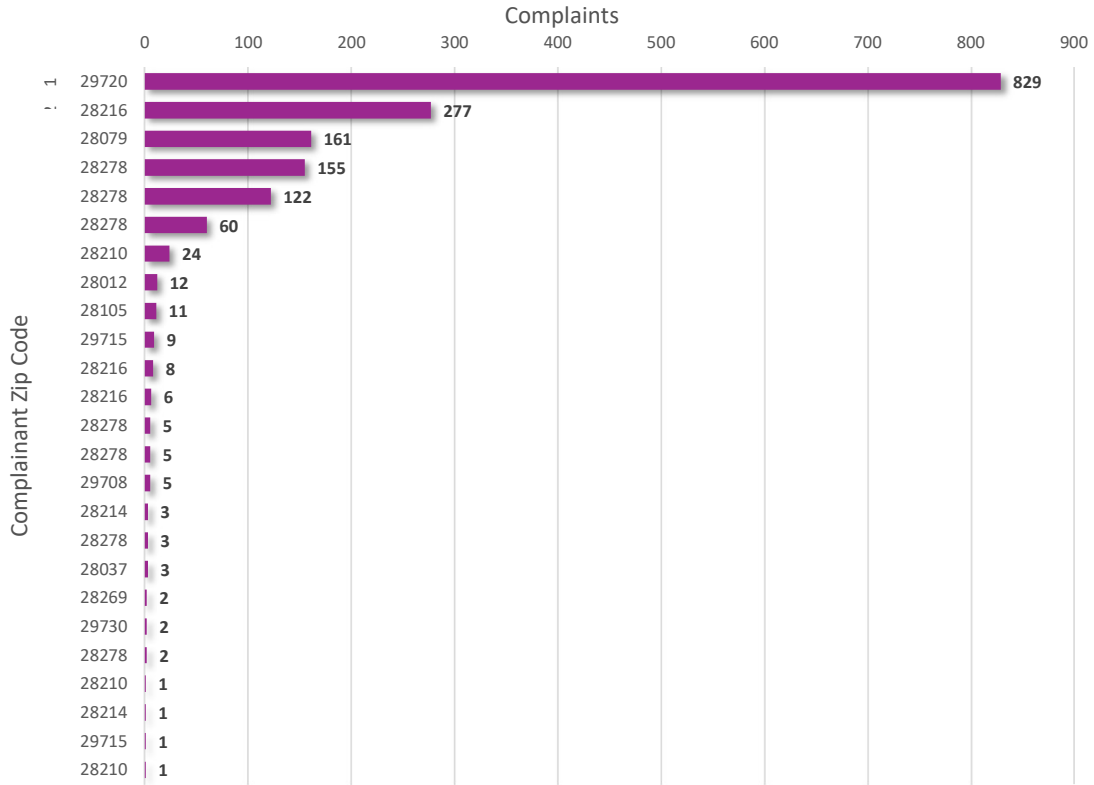


Charlotte Douglas International Airport's October aircraft noise complaints from area residents totaled 1,770 and were generated by 34 distinct households. This represents a -18.3% change in complaints and a -2.9% change in households from the previous month.

The top 25 reporting households generated 1,708 complaints or 96.5% of the monthly total.

Complaints were geographically concentrated in zip codes: 29720 (829), 28278 (352), 28216 (292) and 28079 (161). See Page 3 for a complete list of complaints and the associated number of reporting households.

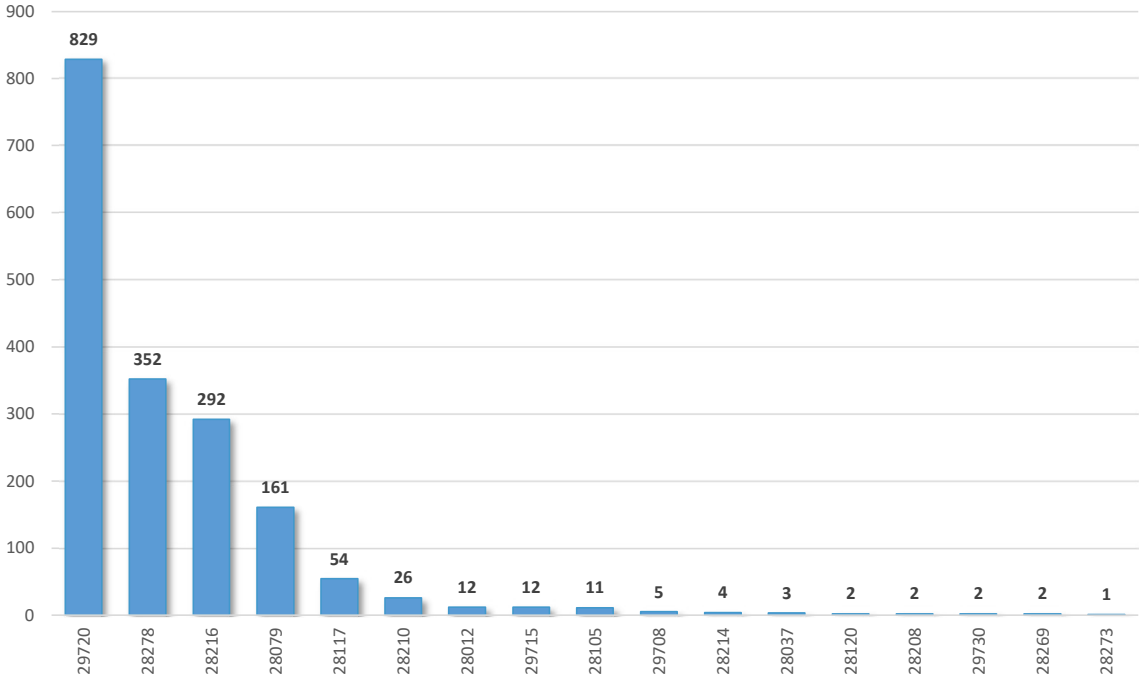
Complainant Ranking (Top 25)



	RESIDENT FROM	ZIP CODE	COMPLAINTS	PERCENT OF MONTH
1	Lancaster	29720	829	46.8%
2	Charlotte	28216	277	15.6%
3	Indian Trail	28079	161	9.1%
4	Charlotte	28278	155	8.8%
5	Charlotte	28278	122	6.9%
6	Charlotte	28278	60	3.4%
7	Charlotte	28210	24	1.4%
8	Belmont	28012	12	0.7%
9	Matthews	28105	11	0.6%
10	Fort Mill	29715	9	0.5%
11	Charlotte	28216	8	0.5%
12	Charlotte	28216	6	0.3%
13	Charlotte	28278	5	0.3%
14	Charlotte	28278	5	0.3%
15	Tega Cay	29708	5	0.3%
16	Charlotte	28214	3	0.2%
17	Charlotte	28278	3	0.2%
18	Denver	28037	3	0.2%
19	Charlotte	28269	2	0.1%
20	Rock Hill	29730	2	0.1%
21	Charlotte	28278	2	0.1%
22	Charlotte	28210	1	0.1%
23	Charlotte	28214	1	0.1%
24	Fort Mill	29715	1	0.1%
25	Charlotte	28210	1	0.1%
	Top 25 Totals		1,708	96.5%

Complaints This Month

Area Ranking by Zip Code (All)

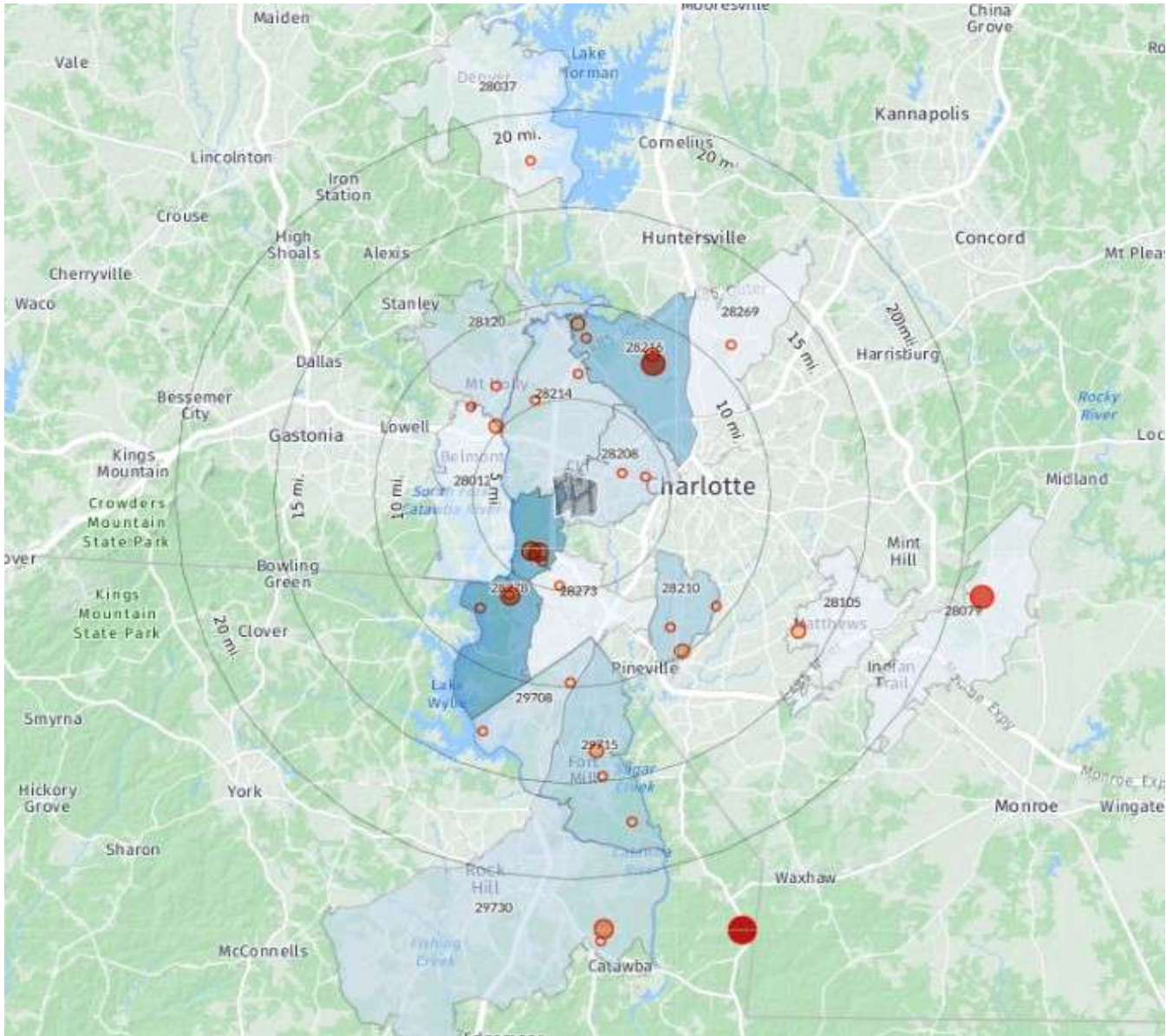


ZIP CODE	CITY	COMPLAINTS	HOUSEHOLDS
29720	Lancaster	829	1
28278	Charlotte	352	7
28216	Charlotte	292	4
28079	Indian Trail	161	1
28117	Mooresville	54	1
28210	Charlotte	26	3
28012	Belmont	12	1
29715	Fort Mill	12	4
28105	Matthews	11	1
29708	Tega Cay	5	1
28214	Charlotte	4	2
28037	Denver	3	1
28120	Mount Holly	2	2
28208	Charlotte	2	2
29730	Rock Hill	2	1
28269	Charlotte	2	1
28273	Charlotte	1	1
Totals		1,770	34

Complaint Map: October 2024

Distinct Households - 34 / Complaints - 1,770

NOTES: [1] Noise complaints submitted from households without valid address information are not depicted on the map. [2] Household map marker size based on number of complaints submitted.





Monthly Complaint Report

CHARLOTTE DOUGLAS INTERNATIONAL NOISE DIVISION **November 2024**

Monthly Totals & Trends

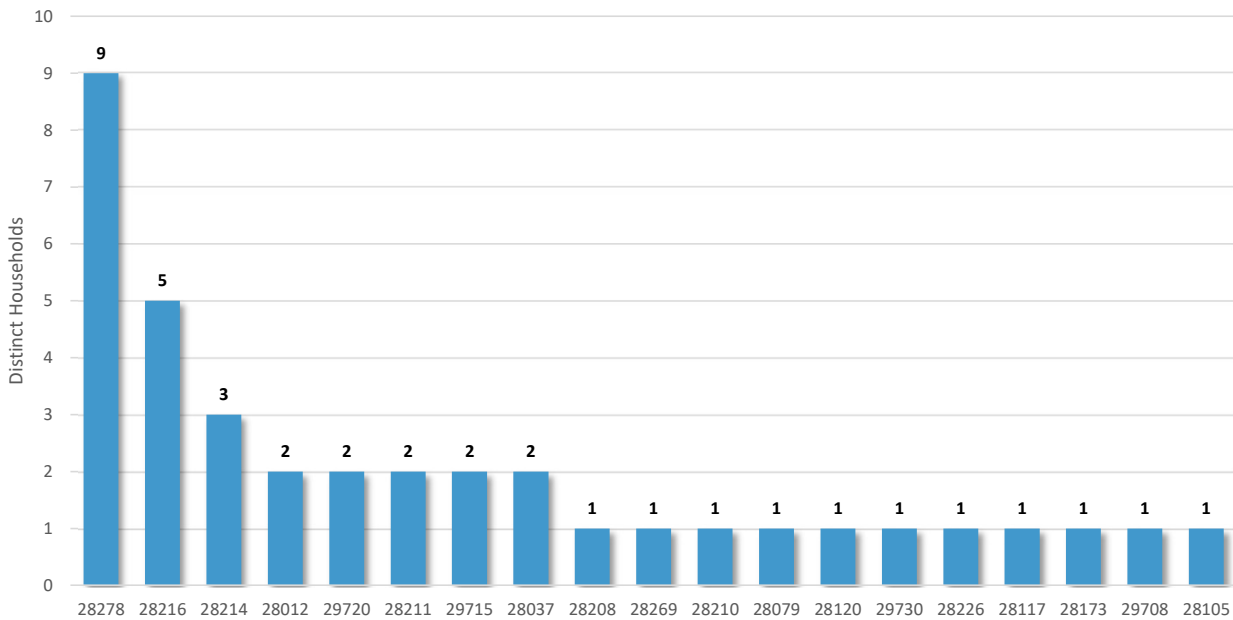
38

Households

2,410

Complaints

Distinct Households, Ranking by Zip Code

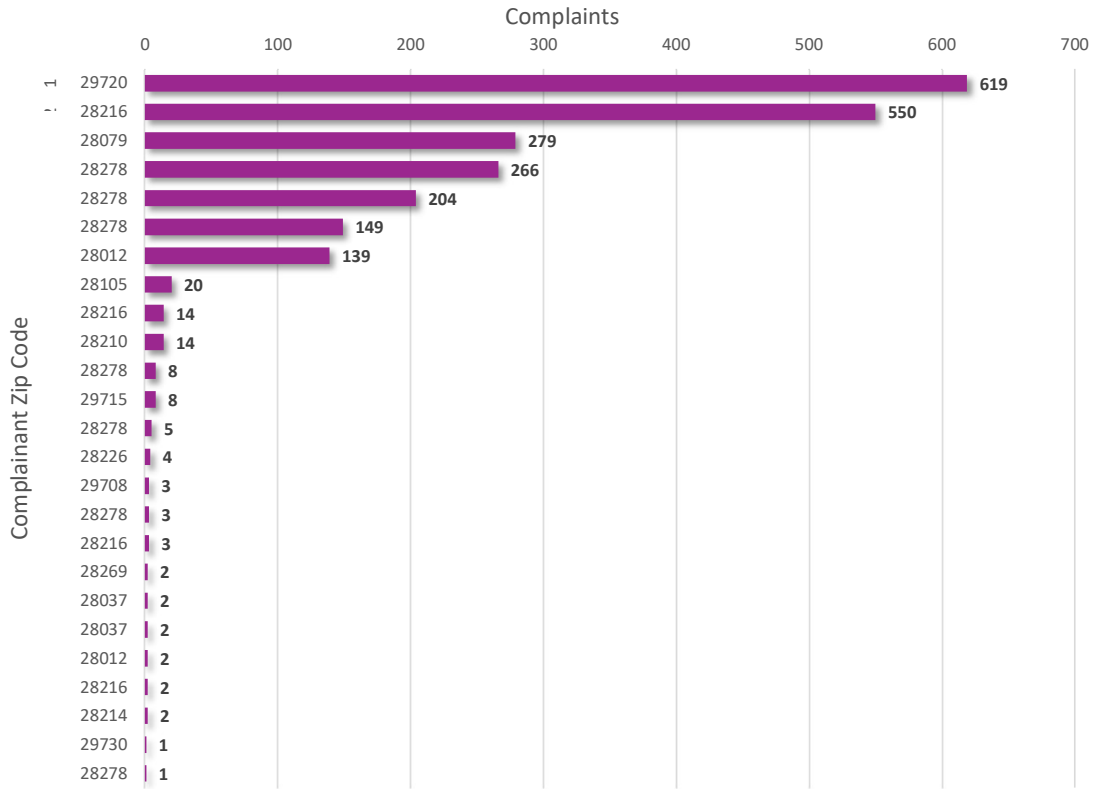


Charlotte Douglas International Airport's November aircraft noise complaints from area residents totaled 2,410 and were generated by 38 distinct households. This represents a 36.2% change in complaints and a 11.8% change in households from the previous month.

The top 25 reporting households generated 2,302 complaints or 95.5% of the monthly total.

Complaints were geographically concentrated in zip codes: 28278 (638), 29720 (620), 28216 (570) and 28079 (279). See Page 3 for a complete list of complaints and the associated number of reporting households.

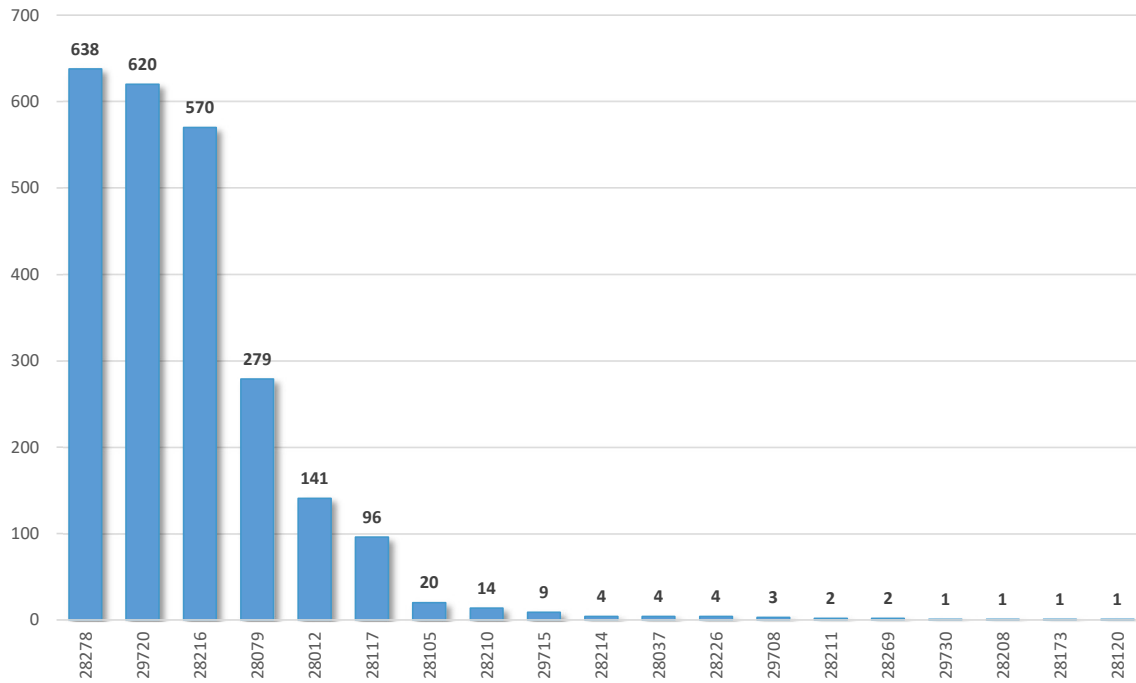
Complainant Ranking (Top 25)



	RESIDENT FROM	ZIP CODE	COMPLAINTS	PERCENT OF MONTH
1	Lancaster	29720	619	25.7%
2	Charlotte	28216	550	22.8%
3	Indian Trail	28079	279	11.6%
4	Charlotte	28278	266	11.0%
5	Charlotte	28278	204	8.5%
6	Charlotte	28278	149	6.2%
7	Belmont	28012	139	5.8%
8	Matthews	28105	20	0.8%
9	Charlotte	28216	14	0.6%
10	Charlotte	28210	14	0.6%
11	Charlotte	28278	8	0.3%
12	Fort Mill	29715	8	0.3%
13	Charlotte	28278	5	0.2%
14	Charlotte	28226	4	0.2%
15	Tega Cay	29708	3	0.1%
16	Charlotte	28278	3	0.1%
17	Charlotte	28216	3	0.1%
18	Charlotte	28269	2	0.1%
19	Denver	28037	2	0.1%
20	Denver	28037	2	0.1%
21	Belmont	28012	2	0.1%
22	Charlotte	28216	2	0.1%
23	Charlotte	28214	2	0.1%
24	Rock Hill	29730	1	0.0%
25	Charlotte	28278	1	0.0%
Top 25 Totals			2,302	95.5%

Complaints This Month

Area Ranking by Zip Code (All)

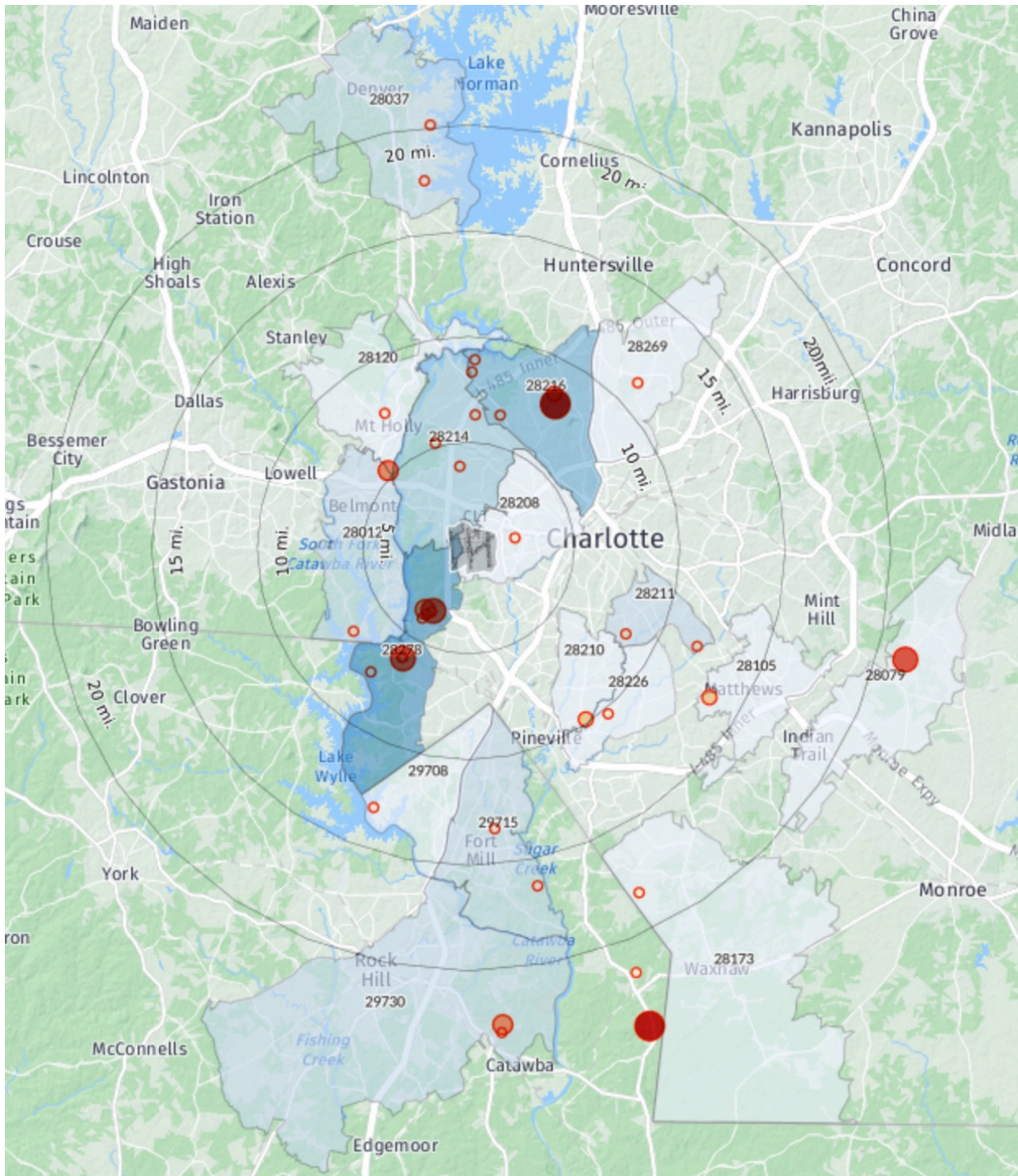


ZIP CODE	CITY	COMPLAINTS	HOUSEHOLDS
28278	Charlotte	638	9
29720	Lancaster	620	2
28216	Charlotte	570	5
28079	Indian Trail	279	1
28012	Belmont	141	2
28117	Mooresville	96	1
28105	Matthews	20	1
28210	Charlotte	14	1
29715	Fort Mill	9	2
28214	Charlotte	4	3
28037	Denver	4	2
28226	Charlotte	4	1
29708	Tega Cay	3	1
28211	Charlotte	2	2
28269	Charlotte	2	1
29730	Rock Hill	1	1
28208	Charlotte	1	1
28173	Waxhaw	1	1
28120	Mount Holly	1	1
Totals		2,410	38

Complaint Map: November 2024

Distinct Households - 38 / Complaints - 2,410

NOTES: [1] Noise complaints submitted from households without valid address information are not depicted on the map. [2] Household map marker size based on number of complaints submitted.





Monthly Complaint Report

CHARLOTTE DOUGLAS INTERNATIONAL NOISE DIVISION *December 2024*

Monthly Totals & Trends

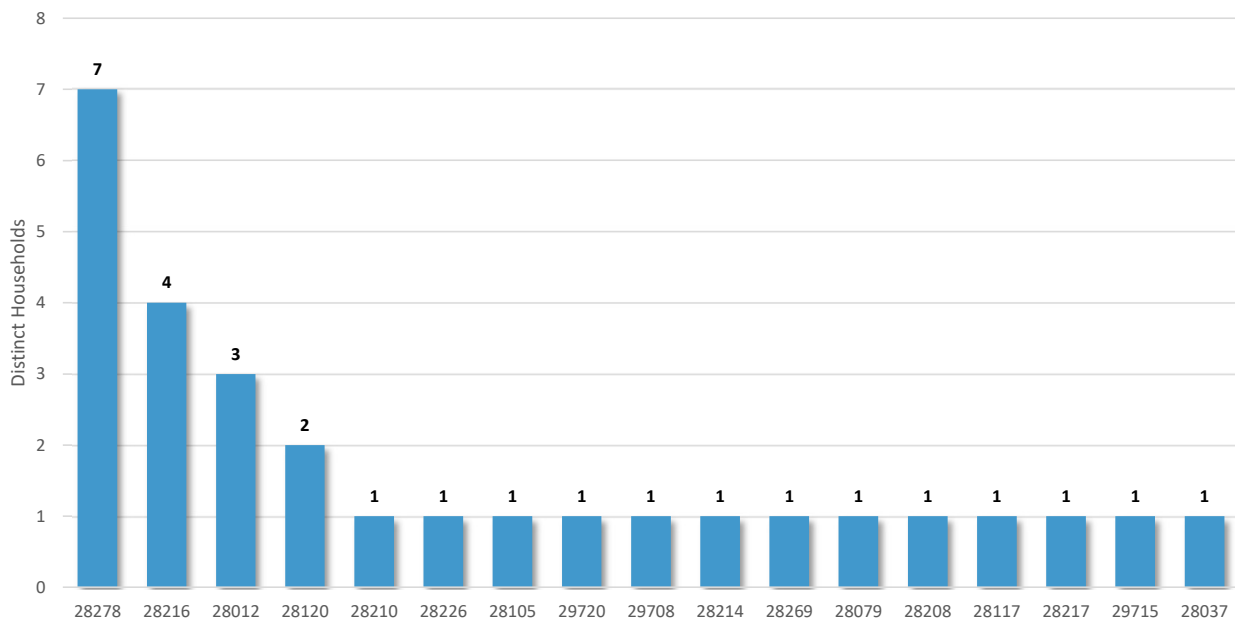
29

Households

2,953

Complaints

Distinct Households, Ranking by Zip Code

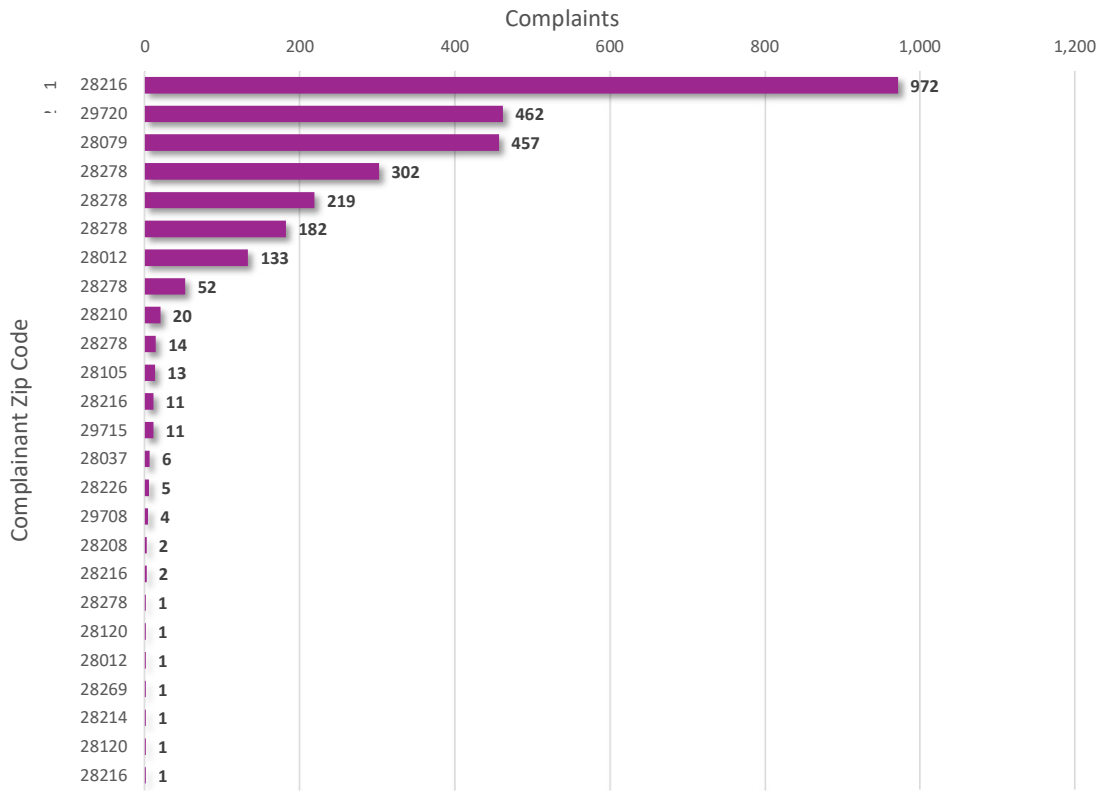


Charlotte Douglas International Airport's December aircraft noise complaints from area residents totaled 2,953 and were generated by 29 distinct households. This represents a 22.5% change in complaints and a -23.7% change in households from the previous month.

The top 25 reporting households generated 2,874 complaints or 97.3% of the monthly total.

Complaints were geographically concentrated in zip codes: 28216 (986), 28278 (771), 29720 (462) and 28079 (457). See Page 3 for a complete list of complaints and the associated number of reporting households.

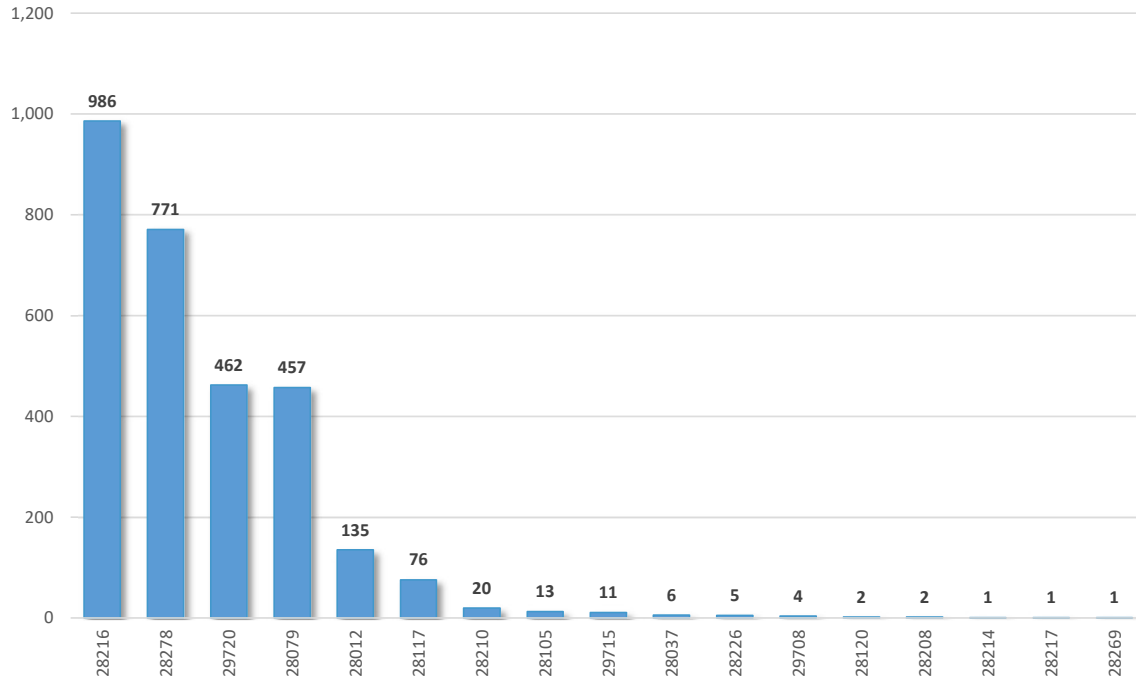
Complainant Ranking (Top 25)



	RESIDENT FROM	ZIP CODE	COMPLAINTS	PERCENT OF MONTH
1	Charlotte	28216	972	32.9%
2	Lancaster	29720	462	15.6%
3	Indian Trail	28079	457	15.5%
4	Charlotte	28278	302	10.2%
5	Charlotte	28278	219	7.4%
6	Charlotte	28278	182	6.2%
7	Belmont	28012	133	4.5%
8	Charlotte	28278	52	1.8%
9	Charlotte	28210	20	0.7%
10	Charlotte	28278	14	0.5%
11	Matthews	28105	13	0.4%
12	Charlotte	28216	11	0.4%
13	Fort Mill	29715	11	0.4%
14	Denver	28037	6	0.2%
15	Charlotte	28226	5	0.2%
16	Tega Cay	29708	4	0.1%
17	Charlotte	28208	2	0.1%
18	Charlotte	28216	2	0.1%
19	Charlotte	28278	1	0.0%
20	Mount Holly	28120	1	0.0%
21	Belmont	28012	1	0.0%
22	Charlotte	28269	1	0.0%
23	Charlotte	28214	1	0.0%
24	Mount Holly	28120	1	0.0%
25	Charlotte	28216	1	0.0%
Top 25 Totals			2,874	97.3%

Complaints This Month

Area Ranking by Zip Code (All)

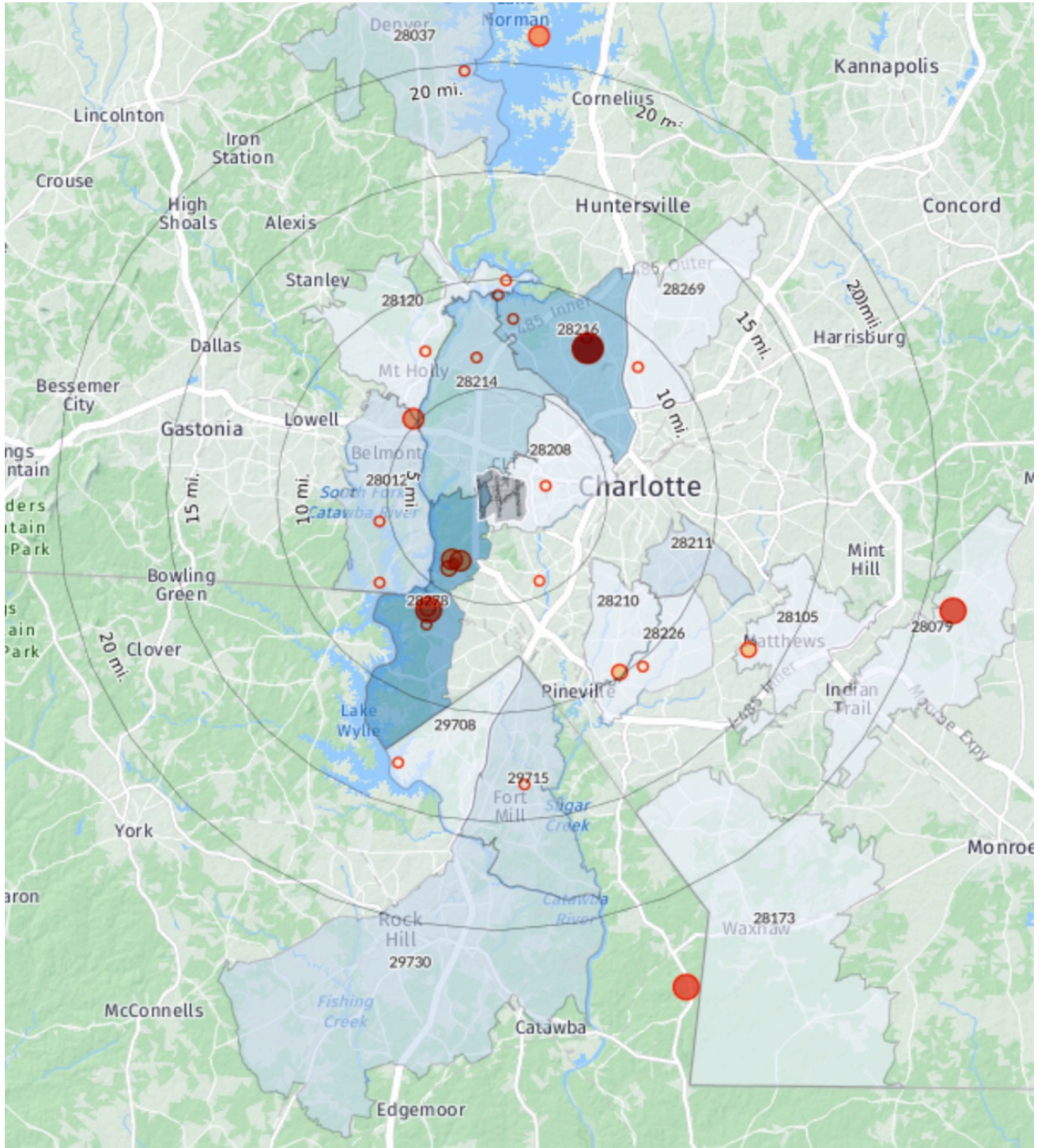


ZIP CODE	CITY	COMPLAINTS	HOUSEHOLDS
28216	Charlotte	986	4
28278	Charlotte	771	7
29720	Lancaster	462	1
28079	Indian Trail	457	1
28012	Belmont	135	3
28117	Mooresville	76	1
28210	Charlotte	20	1
28105	Matthews	13	1
29715	Fort Mill	11	1
28037	Denver	6	1
28226	Charlotte	5	1
29708	Tega Cay	4	1
28120	Mount Holly	2	2
28208	Charlotte	2	1
28214	Charlotte	1	1
28217	Charlotte	1	1
28269	Charlotte	1	1
Totals		2,953	29

Complaint Map: December 2024

Distinct Households - 29 / Complaints - 2,953

NOTES: [1] Noise complaints submitted from households without valid address information are not depicted on the map. [2] Household map marker size based on number of complaints submitted.





CEDOX
9570 MSL +126 FT

CAATT
9682 MSL +663 FT

Charlotte/Douglas
International
Airport
✈

**NORTH FLOW - WEST DOWNWIND
(VALL)**
6075 MSL +291 FT

**NORTH FLOW - EAST DOWNWIND
(EPAYE)**
5617 MSL +396 FT

*Altitude Values Represent
90-Day Averages





**SOUTH FLOW -
WEST DOWNWIND**

**5919 MSL
+367 FT**

**SOUTH FLOW -
EAST DOWNWIND**

**5656 MSL
+375 FT**

Charlotte/Douglas
International
Airport

AAIRE

**9697 MSL
+433 FT**

LEEKS

**9584 MSL
+501 FT**

***Altitude Values Represent
90-Day Averages**



Charlotte Douglas International Airport

Airport Community Roundtable

Analysis/Support Requests and Motions from the **October 2024 Meeting**

Requests for Action

Consider Potential Nominees for ACR Chair (ACR/CSS)

ACR members were asked to recommend others or consider themselves for the position of Chair. The Vice Chair and CSS will make an appeal to ACR members for nominations over the next month.

Share HMMH Slate Update (CSS)

The ACR Facilitator will e-mail the HMMH Slate Update presentation to ACR members.

Identify Operational Differences Between Recent South Flow and North Flow Months (CLT)

The ACR asked that CLT look at a recent predominant South Flow month (particularly June 2024), comparing it to recent predominant North Flow months (such as August/September 2024) to determine if operational efficiencies and/or safety concerns were different. This is being asked since operational efficiency, in particular, is identified as one of the reasons for ATC preference for North Flow.

Motions

Part 150 – Create Talking Points for Upcoming Communications

The ACR voted on the following Motion: *To craft talking points that convey the overall perspectives of ACR members, with specific points and methods of delivering the message to be determined prior to the formal presentation of the Part 150 to Charlotte City Council.*

The ACR passed this Motion unanimously.

ACR Reply to FAA Response to FOIA Request

The ACR voted on the following Motion: *To send the Local Operations/Improvement Project Team's recommended reply document (with noted modifications) to the FAA, and to request the FAA's reply to questions included in the document.*

The ACR passed this Motion unanimously.