



Monthly Complaint Report

CHARLOTTE DOUGLAS INTERNATIONAL NOISE DIVISION

October 2024

Monthly Totals & Trends

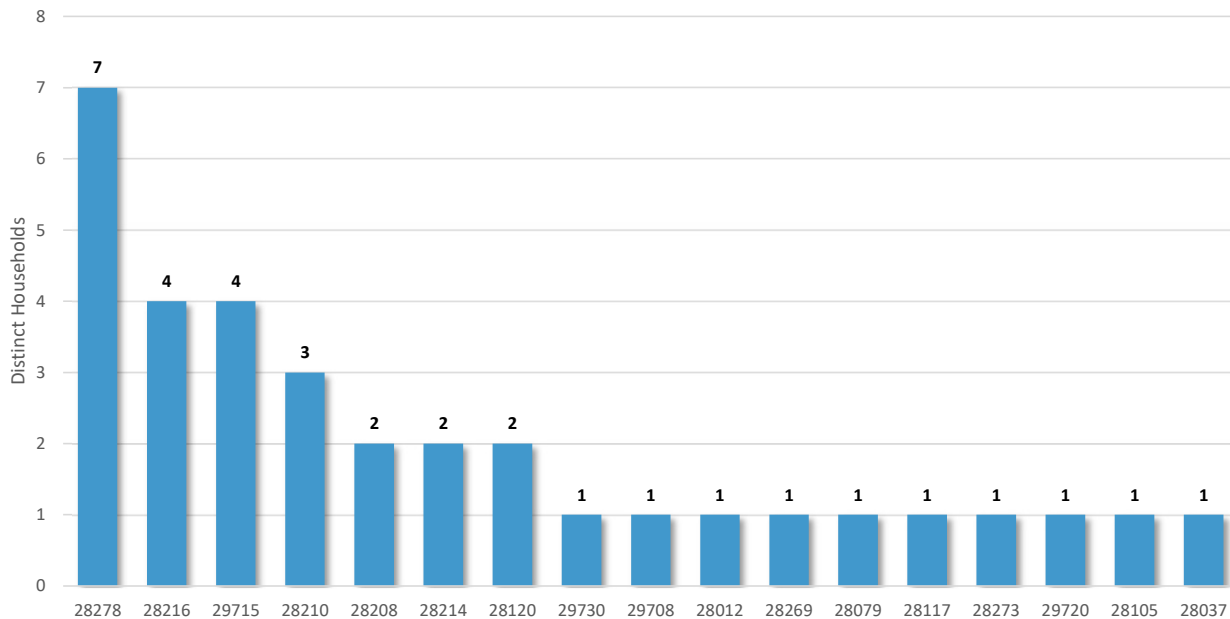
34

Households

1,770

Complaints

Distinct Households, Ranking by Zip Code

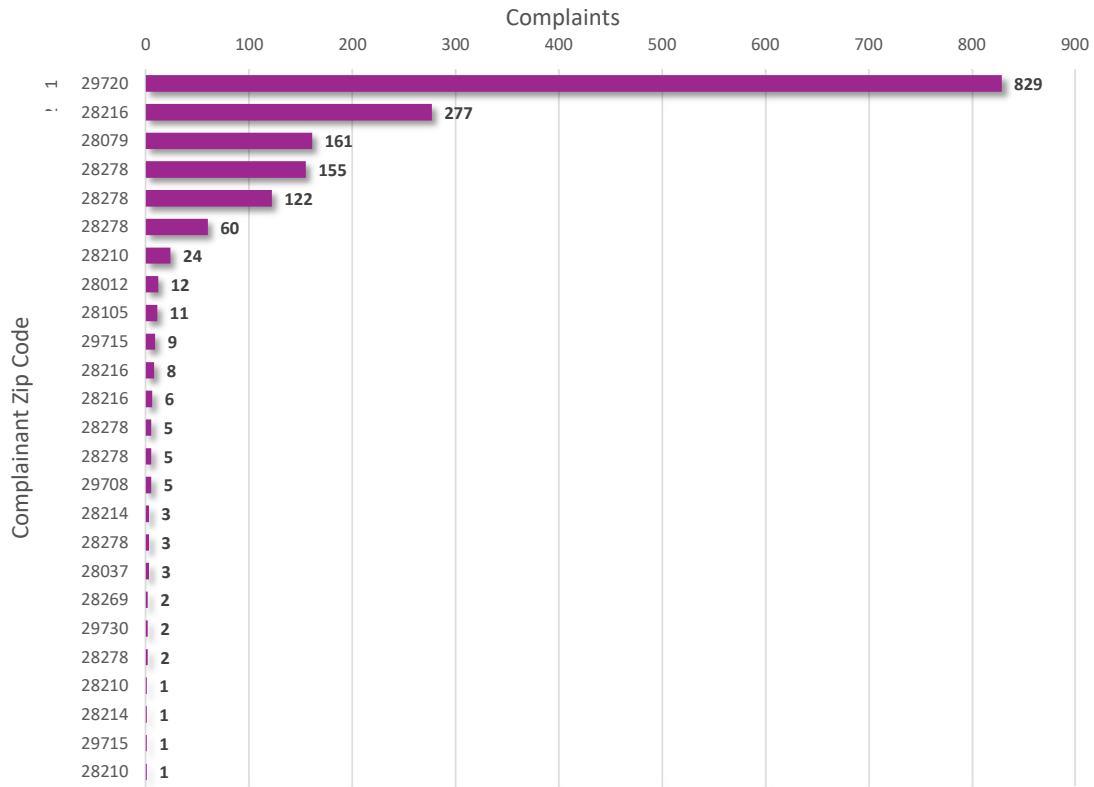


Charlotte Douglas International Airport's October aircraft noise complaints from area residents totaled 1,770 and were generated by 34 distinct households. This represents a -18.3% change in complaints and a -2.9% change in households from the previous month.

The top 25 reporting households generated 1,708 complaints or 96.5% of the monthly total.

Complaints were geographically concentrated in zip codes: 29720 (829), 28278 (352), 28216 (292) and 28079 (161). See Page 3 for a complete list of complaints and the associated number of reporting households.

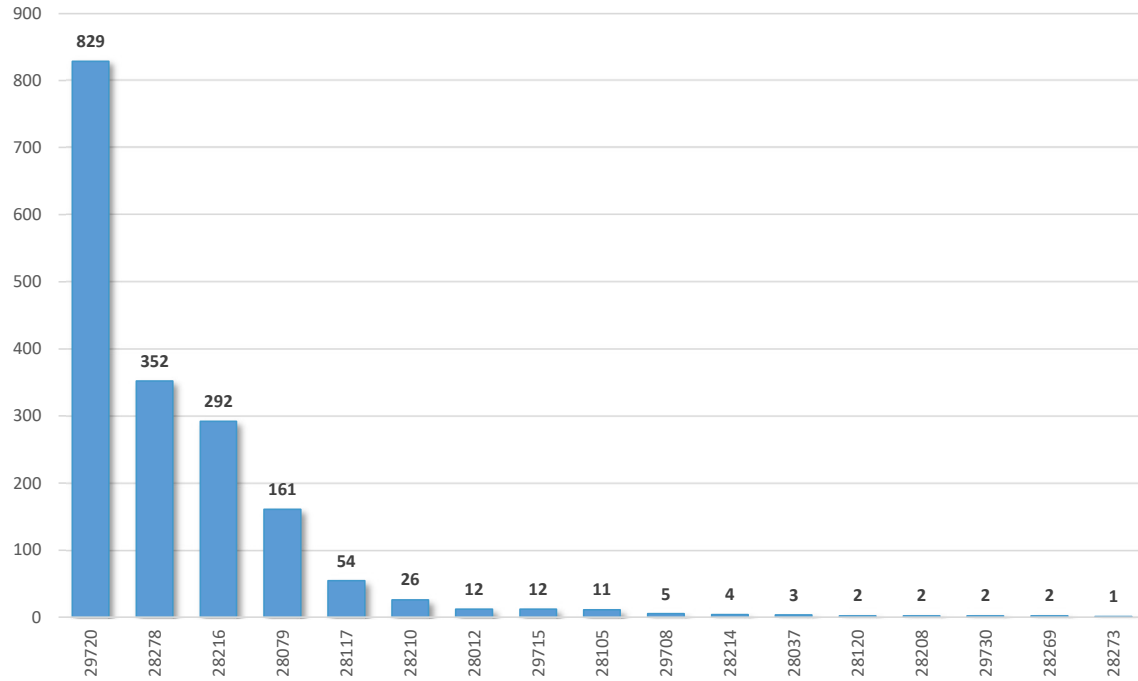
Complainant Ranking (Top 25)



	RESIDENT FROM	ZIP CODE	COMPLAINTS	PERCENT OF MONTH
1	Lancaster	29720	829	46.8%
2	Charlotte	28216	277	15.6%
3	Indian Trail	28079	161	9.1%
4	Charlotte	28278	155	8.8%
5	Charlotte	28278	122	6.9%
6	Charlotte	28278	60	3.4%
7	Charlotte	28210	24	1.4%
8	Belmont	28012	12	0.7%
9	Matthews	28105	11	0.6%
10	Fort Mill	29715	9	0.5%
11	Charlotte	28216	8	0.5%
12	Charlotte	28216	6	0.3%
13	Charlotte	28278	5	0.3%
14	Charlotte	28278	5	0.3%
15	Tega Cay	29708	5	0.3%
16	Charlotte	28214	3	0.2%
17	Charlotte	28278	3	0.2%
18	Denver	28037	3	0.2%
19	Charlotte	28269	2	0.1%
20	Rock Hill	29730	2	0.1%
21	Charlotte	28278	2	0.1%
22	Charlotte	28210	1	0.1%
23	Charlotte	28214	1	0.1%
24	Fort Mill	29715	1	0.1%
25	Charlotte	28210	1	0.1%
	Top 25 Totals		1,708	96.5%

Complaints This Month

Area Ranking by Zip Code (All)



ZIP CODE	CITY	COMPLAINTS	HOUSEHOLDS
29720	Lancaster	829	1
28278	Charlotte	352	7
28216	Charlotte	292	4
28079	Indian Trail	161	1
28117	Mooresville	54	1
28210	Charlotte	26	3
28012	Belmont	12	1
29715	Fort Mill	12	4
28105	Matthews	11	1
29708	Tega Cay	5	1
28214	Charlotte	4	2
28037	Denver	3	1
28120	Mount Holly	2	2
28208	Charlotte	2	2
29730	Rock Hill	2	1
28269	Charlotte	2	1
28273	Charlotte	1	1
Totals		1,770	34

Complaint Map: October 2024

Distinct Households - 34 / Complaints - 1,770

NOTES: [1] Noise complaints submitted from households without valid address information are not depicted on the map. [2] Household map marker size based on number of complaints submitted.

