



# Monthly Complaint Report

CHARLOTTE DOUGLAS INTL NOISE DEPARTMENT

JAN 2024

## Monthly Totals & Trends

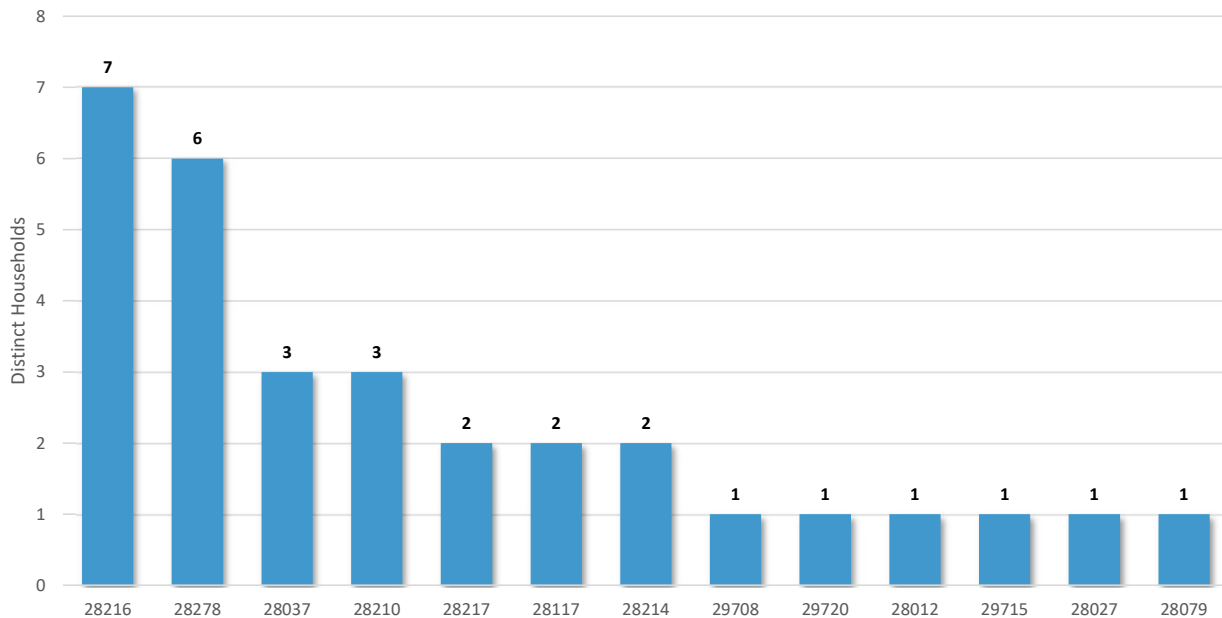
**31**

Households

**1,848**

Complaints

### Distinct Households, Ranking by Zip Code

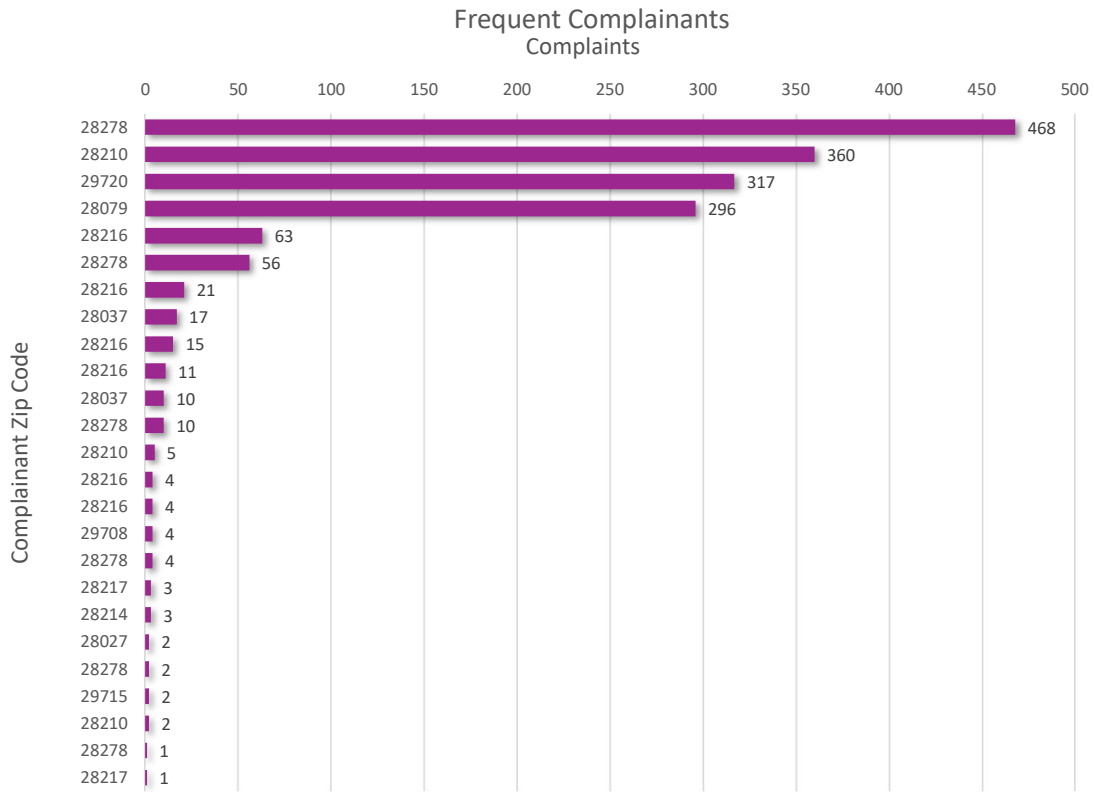


Charlotte Douglas International Airport's JAN 2024 aircraft noise complaints from area residents totaled 1,848 and were generated by 31 distinct households. This represents a -6.3% change in complaints and a -11.4% change in households from the previous month.

The top-25 reporting households generated 1,681 complaints or 91.0% of the monthly total.

Complaints were geographically concentrated in zip codes: 28278 (541), 28210 (367), 29720 (317) and 28079 (296). See Page 3 for a complete list of complaints and the associated number of reporting households.

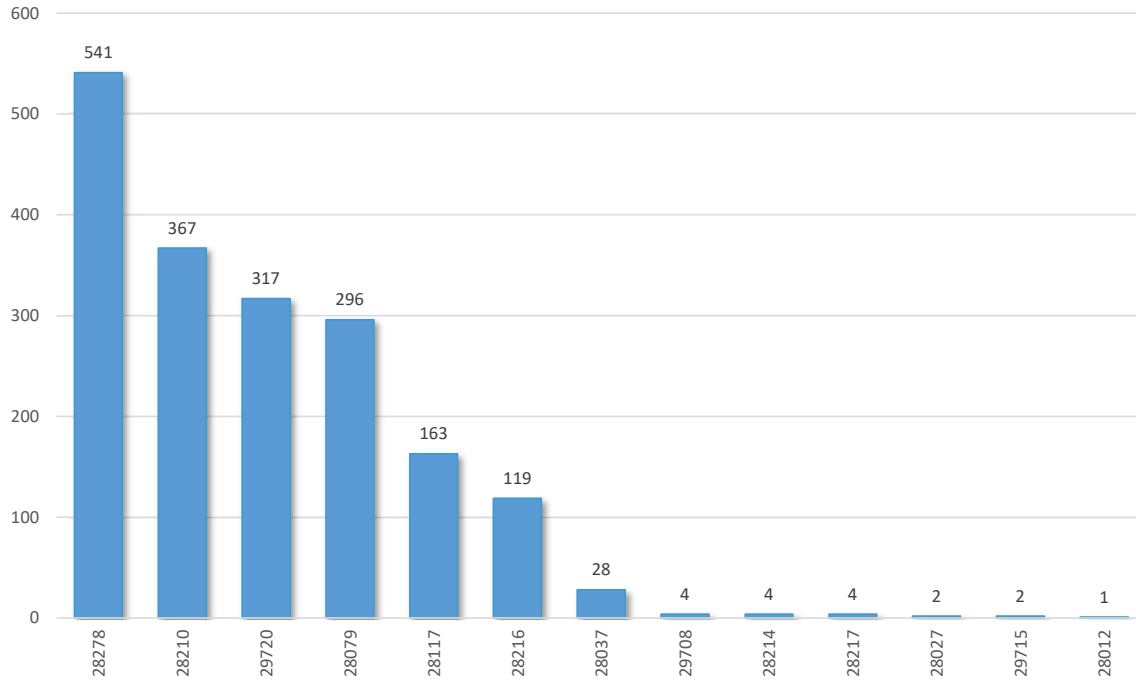
# Complainant Ranking (Top-25)



	RESIDENT FROM	ZIP CODE	COMPLAINTS	PERCENT OF MONTH
1	Charlotte	28278	468	25.3%
2	Charlotte	28210	360	19.5%
3	Lancaster	29720	317	17.2%
4	Indian Trail	28079	296	16.0%
5	Charlotte	28216	63	3.4%
6	Charlotte	28278	56	3.0%
7	Charlotte	28216	21	1.1%
8	Denver	28037	17	0.9%
9	Charlotte	28216	15	0.8%
10	Charlotte	28216	11	0.6%
11	Denver	28037	10	0.5%
12	Charlotte	28278	10	0.5%
13	Charlotte	28210	5	0.3%
14	Charlotte	28216	4	0.2%
15	Charlotte	28216	4	0.2%
16	Tega Cay	29708	4	0.2%
17	Charlotte	28278	4	0.2%
18	Charlotte	28217	3	0.2%
19	Charlotte	28214	3	0.2%
20	Concord	28027	2	0.1%
21	Charlotte	28278	2	0.1%
22	Fort Mill	29715	2	0.1%
23	Charlotte	28210	2	0.1%
24	Charlotte	28278	1	0.1%
25	Charlotte	28217	1	0.1%
<b>Top 25 Totals</b>			<b>1,681</b>	<b>91.0%</b>

# Complaints this Month

Area Ranking by Zip Code (All)



ZIP CODE	CITY	COMPLAINTS	HOUSEHOLDS
28278	Charlotte	541	6
28210	Charlotte	367	3
29720	Lancaster	317	1
28079	Indian Trail	296	1
28117	Mooresville	163	2
28216	Charlotte	119	7
28037	Denver	28	3
29708	Tega Cay	4	1
28214	Charlotte	4	2
28217	Charlotte	4	2
28027	Concord	2	1
29715	Fort Mill	2	1
28012	Belmont	1	1
<b>Totals</b>		<b>1,848</b>	<b>31</b>

# Complaint Map: JAN 2024

Distinct Households - 31 / Complaints - 1,848

NOTES: [1] Noise complaints submitted from households without valid address information are not depicted on the map. [2] Household map marker size based on number of complaints submitted.

