



Monthly Complaint Report

CHARLOTTE DOUGLAS INTERNATIONAL NOISE DIVISION

January 2025

Monthly Totals & Trends

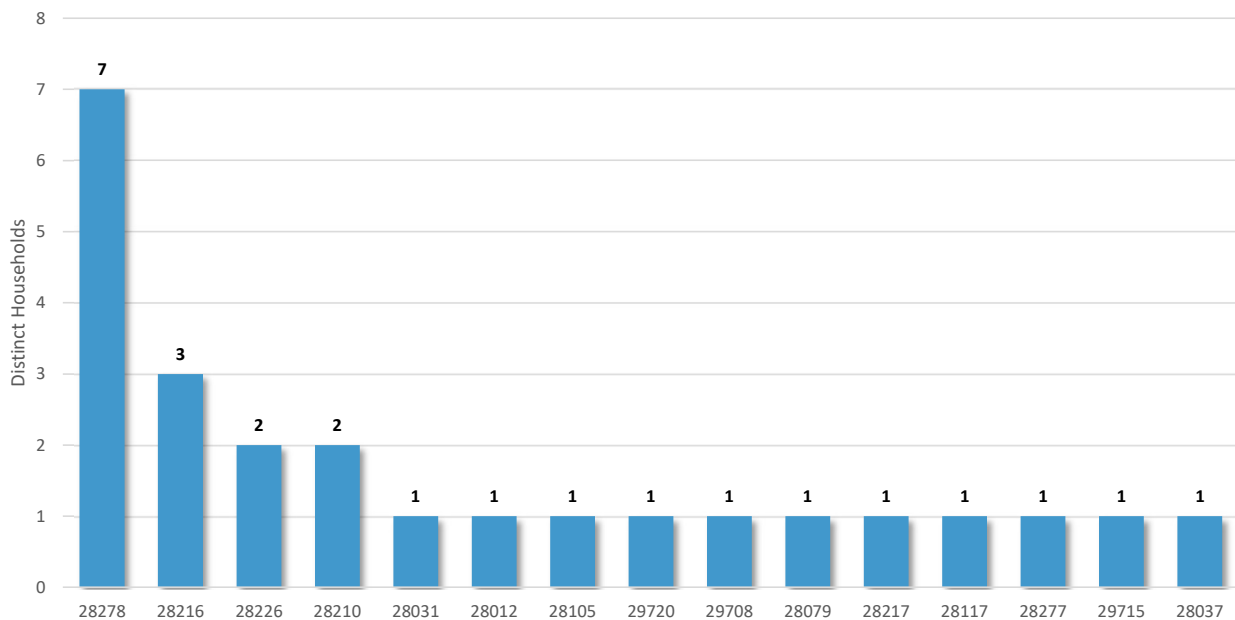
25

Households

2,189

Complaints

Distinct Households, Ranking by Zip Code

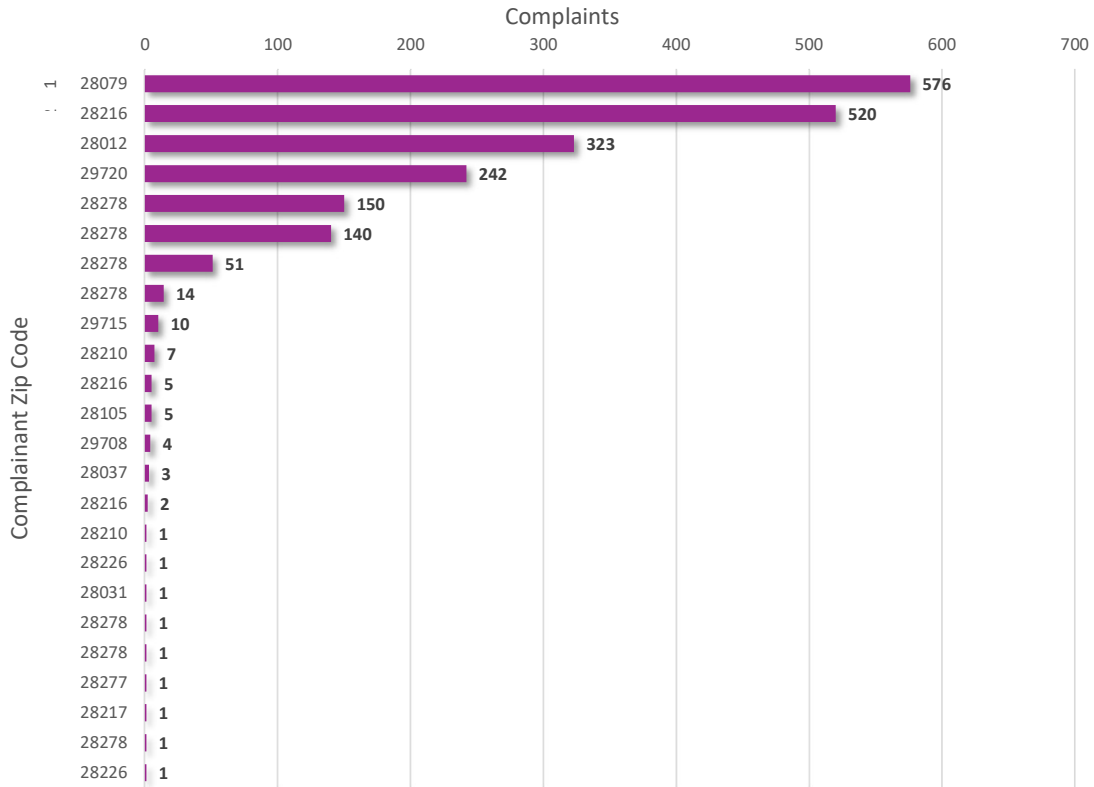


Charlotte Douglas International Airport's January aircraft noise complaints from area residents totaled 2,189 and were generated by 25 distinct households. This represents a -25.9% change in complaints and a -13.8% change in households from the previous month.

The top 25 reporting households generated 2,061 complaints or 94.2% of the monthly total.

Complaints were geographically concentrated in zip codes: 28079 (576), 28216 (527), 28278 (358) and 28012 (323). See Page 3 for a complete list of complaints and the associated number of reporting households.

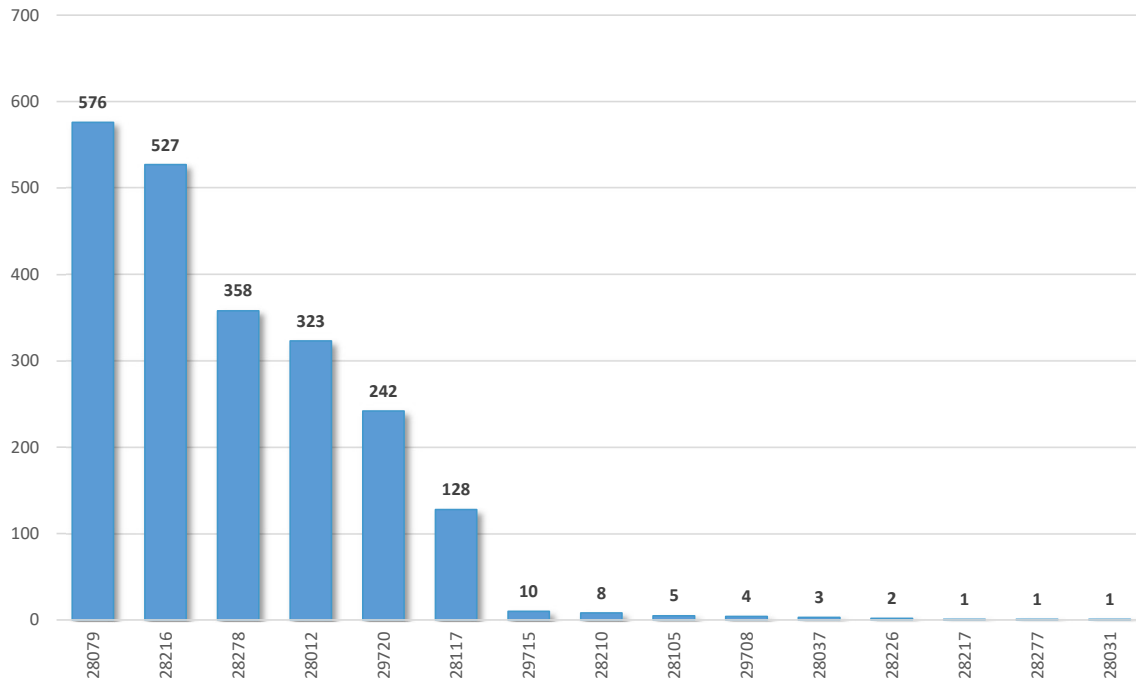
Complainant Ranking (Top 25)



	RESIDENT FROM	ZIP CODE	COMPLAINTS	PERCENT OF MONTH
1	Indian Trail	28079	576	26.3%
2	Charlotte	28216	520	23.8%
3	Belmont	28012	323	14.8%
4	Lancaster	29720	242	11.1%
5	Charlotte	28278	150	6.9%
6	Charlotte	28278	140	6.4%
7	Charlotte	28278	51	2.3%
8	Charlotte	28278	14	0.6%
9	Fort Mill	29715	10	0.5%
10	Charlotte	28210	7	0.3%
11	Charlotte	28216	5	0.2%
12	Matthews	28105	5	0.2%
13	Tega Cay	29708	4	0.2%
14	Denver	28037	3	0.1%
15	Charlotte	28216	2	0.1%
16	Charlotte	28210	1	0.0%
17	Charlotte	28226	1	0.0%
18	Cornelius	28031	1	0.0%
19	Charlotte	28278	1	0.0%
20	Charlotte	28278	1	0.0%
21	Charlotte	28277	1	0.0%
22	Charlotte	28217	1	0.0%
23	Charlotte	28278	1	0.0%
24	Charlotte	28226	1	0.0%
	Top 25 Totals		2,061	94.2%

Complaints This Month

Area Ranking by Zip Code (All)



ZIP CODE	CITY	COMPLAINTS	HOUSEHOLDS
28079	Indian Trail	576	1
28216	Charlotte	527	3
28278	Charlotte	358	7
28012	Belmont	323	1
29720	Lancaster	242	1
28117	Mooresville	128	1
29715	Fort Mill	10	1
28210	Charlotte	8	2
28105	Matthews	5	1
29708	Tega Cay	4	1
28037	Denver	3	1
28226	Charlotte	2	2
28217	Charlotte	1	1
28277	Charlotte	1	1
28031	Cornelius	1	1
Totals		2,189	25

Complaint Map: January 2025

Distinct Households - 25 / Complaints - 2,189

NOTES: [1] Noise complaints submitted from households without valid address information are not depicted on the map. [2] Household map marker size based on number of complaints submitted.

