FRONT VIEW
(1 : 100)

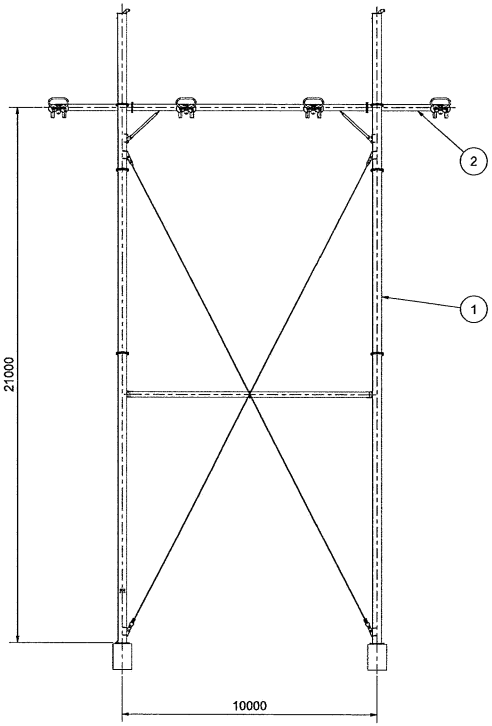

SIDE VIEW
(1 : 100)

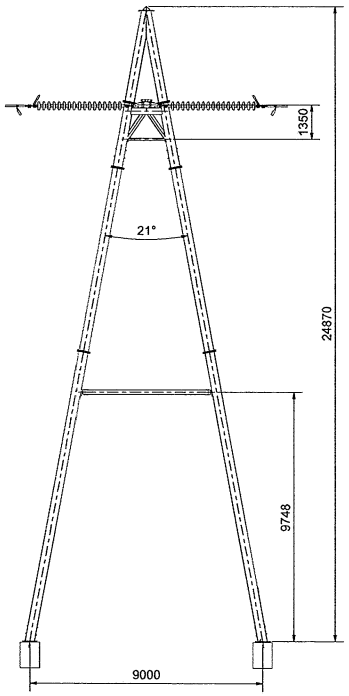

General notes

Tower shall be manufactured according to EN 1090-2 EXC 3.

The bolt assembly (bolt, nut and washer) shall be from the same manufacturer.

All parts shall be hot dip galvanized.

All structural section should be hot finished.

Climbing system will be installed on two tower legs.

Design of climbing system will be in colaboration with the manufacturer.

These drawings are for tender only, dimension details could change.

Insulator strings on this drawing are for visualization only.

Material Specification	
Hot finished hollow section steel profiles	S355J2H+N EN 10025 and EN 10210
Other hot rolled steel profiles	S355J2+AR EN 10025
Steel flange connection plates	S355NL EN 10025 with min. Z35 acc to EN 10164
Other steel plates	S355J2+N EN 10025
Hexagon pre-tensioned bolts in flange connections	8.8 EN 14399-3 HR
Hexagon bolts EN ISO 4014	8.8 EN ISO 898
Hexagon nuts EN ISO 4032	8 EN ISO 898-2
Washers	DIN 7989

Hot Dip Galvanizing			
Material	Standard	Min. Zink Thickness, µm	Avg. Zink Thickness, µm
All tower parts	EN-ISO 1461	80	95
Bolts, nuts and washers	ISO 10684	40	-

TOP VIEW
(1 : 100)

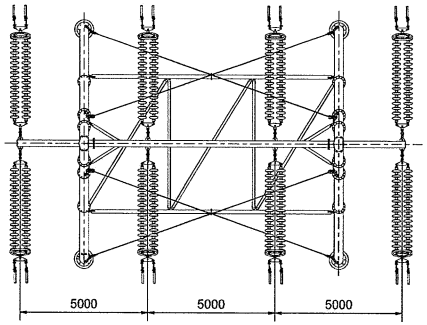

ISOMETRIC VIEW
(1 : 200)



PART LIST					
ITEM	ITEM QTY	PART NUMBER	DESCRIPTION	MASS	REF. DRAWING
1	1	F-7090-02-001	TOWER	9763 kg	723-238641 & 723-238642
2	1	A-7090-02-D083	BRIDGE	1102 kg	723-238643

REV	DATE	DESCRIPTION	DES	DRAWN	APP

This drawing is the property of EFLA Ltd and shall not be reproduced or copied without written permission of EFLA Ltd. The drawing is to be returned on request.

Dimensions without tolerances according to ISO 2768 Limitation

EFLA

Hafslund

PROJECT NUMBER: 1-RNL0008 D-2018-134
DRAWING NUMBER: 723-238640
PAPER SIZE: A1
DESIGNED: GPP
DRAWN: RS/GPP
REVIEWED: GPP
DATE: 18.01.2019
SCALE: 1:100,1:200
APPROVER: RIJ

132 kV Kråkerøy - Hvaler
Skjelbusundet
25-SPM and 26-SPM

General Arrangement
Drawing nr EFLA
7090-002-DWG-011

SHEET: 1
VERSION: 1

C:\Vault\Designs\7090 - Hafslund\02 - 123 kV Hvaler\02 Tekninger\A-7090-02-001.idw