

LIGHT BELL

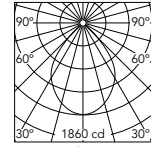
Light Bell Reflector



07.9630.18



E I 2700K
07.9630.18
+
07.9641.14A

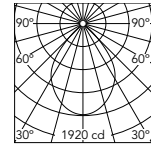


Luminous flux luminaire
2635 lm (EXTREME CUT OFF)

Beam Angle: 78°

h(m)	E(lx)	D(m)
1	1860	1.61
2	465	3.22
3	207	4.84
4	116	6.45
5	74	8.06

E I 3000K
07.9630.18
+
07.9642.14A



Luminous flux luminaire
2733 lm (EXTREME CUT OFF)

Beam Angle: 78°

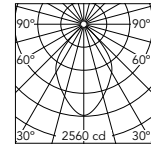
h(m)	E(lx)	D(m)
1	1920	1.62
2	480	3.23
3	213	4.85
4	120	6.47
5	77	8.08



07.9630.7C



E I 2700K
07.9630.7C
+
07.9641.14A

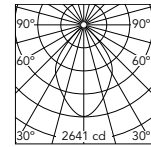


Luminous flux luminaire
3117 lm (EXTREME CUT OFF)

Beam Angle: 74°

h(m)	E(lx)	D(m)
1	2560	1.49
2	640	2.98
3	284	4.47
4	160	5.97
5	102	7.46

E I 3000K
07.9630.7C
+
07.9642.14A



Luminous flux luminaire
3233 lm (EXTREME CUT OFF)

Beam Angle: 74°

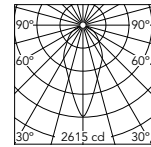
h(m)	E(lx)	D(m)
1	2641	1.50
2	660	2.99
3	293	4.49
4	165	5.98
5	106	7.48



07.9630.76



2700K
07.9630.76
+
07.9641.14A

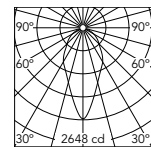


Luminous flux luminaire
3391 lm (EXTREME CUT OFF)

Beam Angle: 46°

h(m)	E(lx)	D(m)
1	2615	0.81
2	654	1.63
3	291	2.44
4	163	3.26
5	105	4.07

3000K
07.9630.76
+
07.9642.14A



Luminous flux luminaire
3518 lm (EXTREME CUT OFF)

Beam Angle: 46°

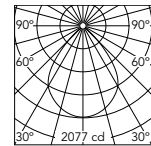
h(m)	E(lx)	D(m)
1	2648	0.85
2	662	1.71
3	294	2.56
4	166	3.41
5	106	4.27



07.9630.CE



2700K
07.9630.CE
+
07.9641.14A

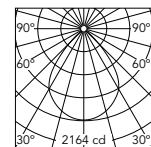


Luminous flux luminaire
3099 lm (EXTREME CUT OFF)

Beam Angle: 79°

h(m)	E(lx)	D(m)
1	2077	1.66
2	519	3.32
3	231	4.97
4	130	6.63
5	83	8.29

3000K
07.9630.CE
+
07.9642.14A



Luminous flux luminaire
3229 lm (EXTREME CUT OFF)

Beam Angle: 79°

h(m)	E(lx)	D(m)
1	2164	1.66
2	541	3.32
3	240	4.97
4	135	6.63
5	87	8.29

Accessori / Accessories

Rosone di alimentazione per interni. IP20. Rosette for indoors. IP20.

* La versione DALI F0557020 viene fornita con cavo di 4m, 5 poli e sezione 0,75mm².
* The F0557020 Dali version has a 4-meter cable, 5 poles and a 0.75mm² section.



Non Dimmable
F0556020
Dimmable Push/*Dali
F0557020

Rosone di alimentazione. IP54. Rosette. IP54.



08.8775.40