



Juncos

Juncos 1L



Juncos 3L



Juncos 6L



Juncos 9L



Soft Spun

Soft Spun Small



Soft Spun Large



Abajourd'hui

Abajourd'hui Small

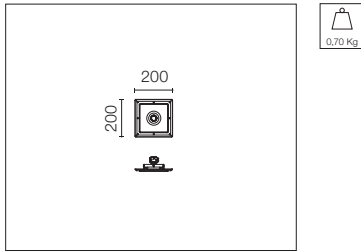


Abajourd'hui Large



Juncos Designed By Flos Soft Architecture

Juncos 1L



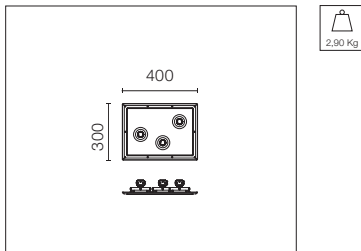
Apparecchio di illuminazione LED per interni a semi-incasso che, grazie alla tecnologia Soft Architecture, si integra perfettamente nello spazio architettonico. Fonte di alimentazione non inclusa. Consultare drivers nella pagina seguente.

Semi-recessed LED luminaire for indoor applications. Seamless integration in the architectural environment by Soft Architecture technology. Power supply not included. See drivers in next page.

Prodotto precablato per essere collegato a corrente costante.

Pre-wired product to be connected to constant current.

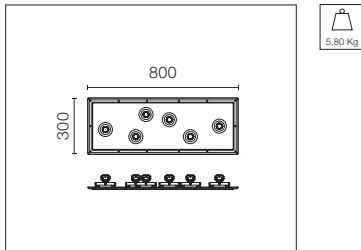

Juncos 3L



Prodotto precablato in serie per essere collegato a corrente costante.

Pre-wired product for serial connection to constant current.

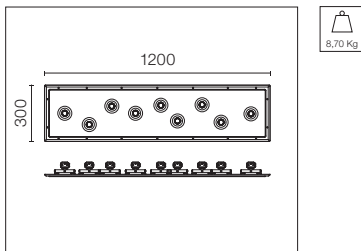

Juncos 6L



Prodotto precablato in serie per essere collegato a corrente costante.

Pre-wired product for serial connection to constant current.

Juncos 9L



Prodotto precablato in serie per essere collegato a corrente costante.

Pre-wired product for serial connection to constant current.

Piastra Soft / Soft Plate

Juncos 1L

SA.5200.5.120

Juncos 3L

SA.5201.5.120

Juncos 6L

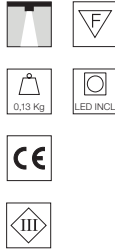
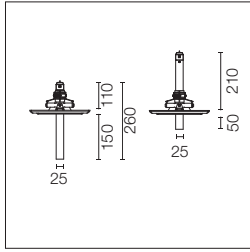
SA.5202.5.120

Juncos 9L

SA.5203.5.120

Junco 250 mm

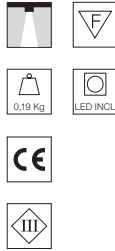
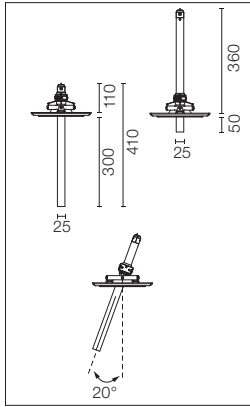
Light Source: Power LED DC 700 mA - 2,1W - 216 lm - 3000K/CRI 80 / 2,1W - 182 lm- 2700K/CRI 90



Apparecchio di illuminazione che offre una grande versatilità. Individualmente orientabile e con grado di incasso regolabile. Disponibile in rifiniture nere, bianche e cromate. Prodotti per l'alimentazione dimmerabile – Consigliamo la lettura del capitolo sul driver per conoscere i casi di declinazione di responsabilità in materia di alimentatori dimmerabili.

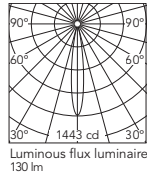
Luminaire that offers many possibilities. Can be individually focused and their recessed height is adjustable. Available in a black, white and chrome finish. Mains Dimming Products – Please read Mains Dimming disclaimer in drivers chapter.

Junco 400 mm



Junco 250 mm 2700K

- 08.8595.40A
- 08.8595.06A
- 08.8595.AAA

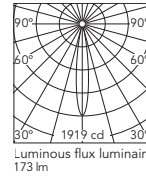


Beam Angle: 15°

h(m)	E(lx)	D(m)
1	1443	0.27
2	361	0.53
3	160	0.80
4	90	1.07
5	58	1.34

3000K

- 08.8590.40A
- 08.8590.06A
- 08.8590.AAA

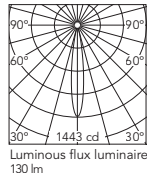


Beam Angle: 15°

h(m)	E(lx)	D(m)
1	1919	0.27
2	480	0.53
3	213	0.80
4	120	1.07
5	77	1.34

Junco 400 mm 2700K

- 08.8596.40A
- 08.8596.06A
- 08.8596.AAA

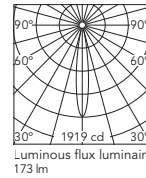


Beam Angle: 15°

h(m)	E(lx)	D(m)
1	1443	0.27
2	361	0.53
3	160	0.80
4	90	1.07
5	58	1.34

3000K

- 08.8591.40A
- 08.8591.06A
- 08.8591.AAA



Beam Angle: 15°

h(m)	E(lx)	D(m)
1	1919	0.27
2	480	0.53
3	213	0.80
4	120	1.07
5	77	1.34

Drivers per la connessione in serie / Drivers for Serial Connection

DIM Protocol	1L	3L	6L	9L
Non Dimmable			60.9592	
Non Dimmable			60.9408	
Non Dimmable - UL			60.8911	
Dimmable 1-10V - Push - UL		60.9188		-
Dimmable Dali		60.9222		
Casambi	-	60.9716	60.9716	60.9716
Mains Dimming	60.9379	60.9379	60.9692	60.9692

* Vedi capitolo Drivers / Refer to the Drivers chapter

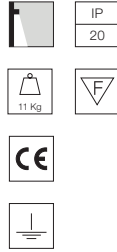
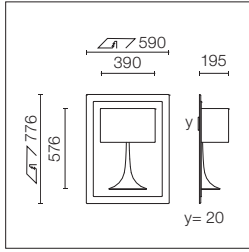
Distanza massima del dispositivo LED / Max. distance from LED driver

Dispositivo a corrente costante / constant current driver (700ma)

Distanza / Distance	10 m	20 m	50 m
Sezione del cavo / Cable section	0,5mm ²	1mm ²	2,5mm ²

Soft Spun Halogen Small Designed By Sebastian Wrong

Light Source: LED QT-DE-12 1xR7s (78 mm)



Apparecchio da incasso con alimentazione in tensione di rete per lampada LED Retrofit.

Recessed luminaire with main voltage source for LED Retrofit lamp.

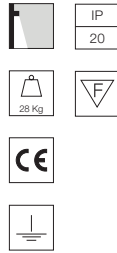
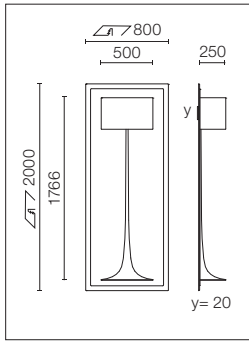
Vedi catalogo Flos Decorative Collection.

See Flos Decorative Collection catalogue.

SA.5005.1

Soft Spun Halogen Large Designed By Sebastian Wrong

Light Source: LED QT-DE-12 1xR7s (diffuser) (118 mm) / LED White 1,4W - 80 lm - 3000K/CRI>90 (base)



Apparecchio da incasso con alimentazione in tensione di rete per lampada LED Retrofit. Driver LED elettronico 220-240 V / 50-60 Hz integrato.

Recessed luminaire with main voltage source for LED Retrofit lamp. Electronic LED driver 220-240V / 50-60Hz integrated.

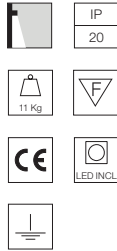
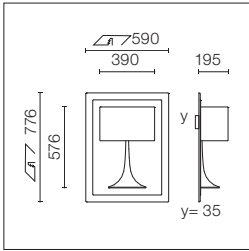
Vedi catalogo Flos Decorative Collection.

See Flos Decorative Collection catalogue.

SA.5009.1

Soft Spun LED Small Designed By Sebastian Wrong

Light Source: LED White 35W - 1800 lm - 3000K/CRI 90



Apparecchio ad incasso per lampada LED. Alimentatori 220/240V non dimmerabili compresi.

Recessed luminaire for LED lamp. Non-dimmable 220/240V power supply included.

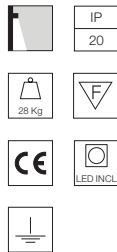
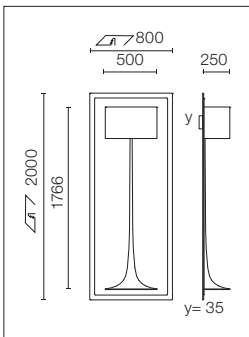
Vedi catalogo Flos Decorative Collection.

See Flos Decorative Collection catalogue.

SA.5006.1F

Soft Spun LED Large Designed By Sebastian Wrong

Light Source: LED White 35W - 1800 lm - 3000K/CRI 90 (diffuser) / LED White 1,4W - 80 lm - 2700K/CRI>90 (base)



Apparecchio ad incasso per lampada LED. Alimentatori 220/240V non dimmerabili compresi.

Recessed luminaire for LED lamp. Non-dimmable 220/240V power supply included.

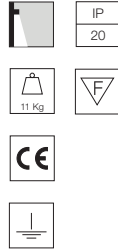
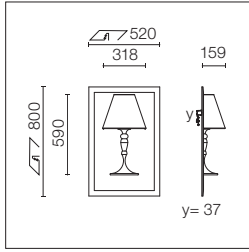
Vedi catalogo Flos Decorative Collection.

See Flos Decorative Collection catalogue.

SA.5007.1F

Abajourd'hui Small Designed By Flos Soft Architecture

Light Source: QT-32 E27 - max 75W



Apparecchio ad incasso con alimentazione diretta dalla rete. Fonte di luce esclusa. Da ordinare separatamente.

Recessed luminaire with direct connection to mains. Excluded light source. To be ordered separately.

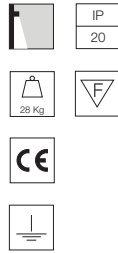
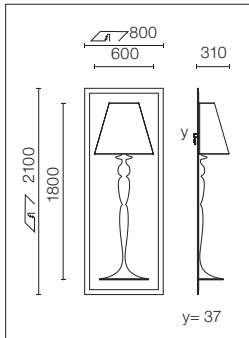
Vedi catalogo Flos Decorative Collection.

See Flos Decorative Collection catalogue.

SA.5001.1

Abajourd'hui Large Designed By Flos Soft Architecture

Light Source: QT-32 E27 - max 150W



Apparecchio ad incasso con alimentazione diretta dalla rete.

Recessed luminaire with direct connection to mains.

Vedi catalogo Flos Decorative Collection.

See Flos Decorative Collection catalogue.

SA.5000.1

