

LIGHT SOLDIER

DESIGNED BY FLOS ARCHITECTURAL

FIXED
Ø75



ADJUSTABLE
Ø90



LIGHT SOURCE
LED ARRAY
9,2W
893 lm
2700K/CRI 90
810 lm
3000K/CRI 90

□ 30 Bianco
30 White



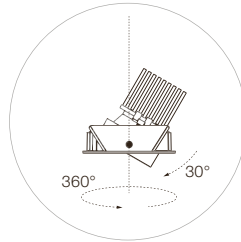
■ 02 Grigio
02 Grey



■ 14 Nero
14 Black



Può essere ruotato di 360° e orientato di 30°.
Can be rotated 360° and swivelled 30°.



LIGHT SOLDIER

Descrizione

Apparecchi di illuminazione predisposti per installazione ad incasso con fonte luminosa LED disponibili nella versione fissa o basculante. Anello frontale rotondo di alluminio unito ad un anello in materiale termoplastico nero che offre un elevato comfort visivo.

Riflettori

Realizzati in plastica, con aperture di 18° - 26° e 56°.

Unità di Alimentazione

Fonte di alimentazione a corrente costante non inclusa.

Accessori

E' dotato di un diffusore di plastica che migliora l'uniformità della luce e il comfort visivo.

Informazioni Aggiuntive

Grado di protezione IP20.

Classe di isolamento III.

Adatti ad installazioni su superfici normalmente infiammabili.

Conformità e Marchi di Qualità

Apparecchio conforme alla Normativa Tecnica Europea EN60598-1 e relative parti seconde.

Description

Embedded light fixtures for LED light source available in fixed or tilt versions. Comprised of a round hoop at the front made of aluminium, next to a ring made of black thermoplastic material, giving great visual comfort.

Reflectors

Made of plastic, with openings of 18° - 26° and 56°.

Power Supply

Constant current power supply not included.

Accessories

With plastic diffuser to enhance light uniformity and improve visual comfort incorporated into the light fixture.

Additional Information

IP20 protection grade.

Insulation class III.

Suitable for installation on normally inflammable surfaces.

Standard Compliance and Quality Marks

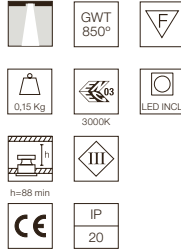
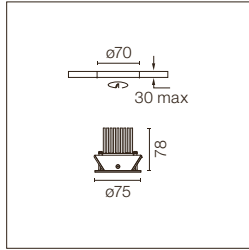
EN60598-1 European Technical Standards and any subsequent additions.



LIGHT SOLDIER

Light Soldier Fixed Ø75

Light Source: LED Array DC 500 mA - 9,2W - 893 lm - 2700K/CRI 90 / 9,2W - 810 lm - 3000K/CRI 90



Apparecchio di illuminazione da incasso a LED. Fonte di alimentazione esclusa.

Recessed luminaire with LED light source. Power supply not included.

Alimentazioni raccomandate / Recommended power supply*:

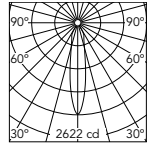
Non Dimmable 500mA
Non Dimmable MC
Dimmable 1-10V MC
Dimmable Dali 1 MC
Dimmable Dali 2 MC
Mains Dimming MC
Casambi

60.9160
RF27370
RF27961
RF26571
60.9222
60.9411
60.9207

* Vedi capitolo Drivers / Refer to the Drivers chapter

2700K

- 03.4311.30A
- 03.4311.02A
- 03.4311.14A



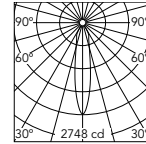
Beam Angle: 20°

h(m)	E(lx)	D(m)
1	2622	0.35
2	655	0.70
3	291	1.04
4	164	1.39
5	105	1.74

Luminous flux luminaire
700 lm

3000K

- 03.4300.30B
- 03.4300.02B
- 03.4300.14B



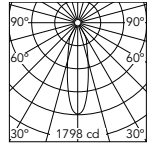
Beam Angle: 20°

h(m)	E(lx)	D(m)
1	2748	0.35
2	687	0.70
3	305	1.04
4	172	1.39
5	110	1.74

Luminous flux luminaire
734 lm

2700K

- 03.4312.30A
- 03.4312.02A
- 03.4312.14A



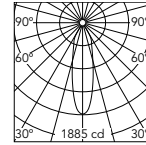
Beam Angle: 27°

h(m)	E(lx)	D(m)
1	1798	0.48
2	450	0.95
3	200	1.43
4	112	1.90
5	72	2.38

Luminous flux luminaire
668 lm

3000K

- 03.4301.30B
- 03.4301.02B
- 03.4301.14B



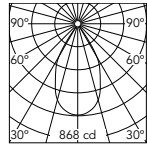
Beam Angle: 27°

h(m)	E(lx)	D(m)
1	1885	0.48
2	471	0.95
3	209	1.43
4	118	1.90
5	75	2.38

Luminous flux luminaire
700 lm

2700K

- 03.4313.30A
- 03.4313.02A
- 03.4313.14A



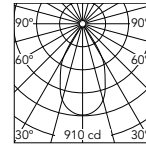
Beam Angle: 57°

h(m)	E(lx)	D(m)
1	868	1.08
2	217	2.15
3	96	3.23
4	54	4.30
5	35	5.38

Luminous flux luminaire
652 lm

3000K

- 03.4302.30B
- 03.4302.02B
- 03.4302.14B



Beam Angle: 57°

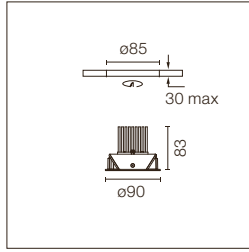
h(m)	E(lx)	D(m)
1	910	1.08
2	227	2.15
3	101	3.23
4	57	4.30
5	36	5.38

Luminous flux luminaire
683 lm

LIGHT SOLDIER

Light Soldier Adjustable Ø90

Light Source: LED Array DC 500 mA - 9,2W - 893 lm - 2700K/CRI 90 / 9,2W - 810 lm - 3000K/CRI 90



Apparecchio di illuminazione da incasso a LED. Fonte di alimentazione esclusa.

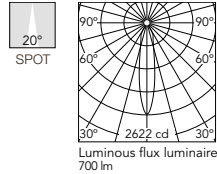
Recessed luminaire with LED light source. Power supply not included.

Alimentazioni raccomandate / Recommended power supply*:

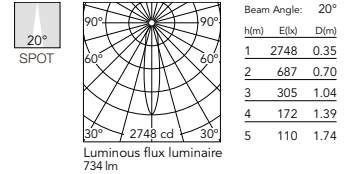
Non Dimmable 500mA	60.9160
Non Dimmable MC	RF27370
Dimmable Dali 1 MC	RF26571
Dimmable Dali 2 MC	60.9222
Mains Dimming MC	60.9411
Casambi	60.9207

* Vedi capitolo Drivers / Refer to the Drivers chapter

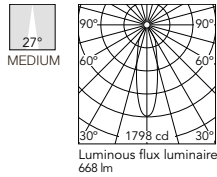
2700K
 03.4331.30A
 03.4331.02A
 03.4331.14A



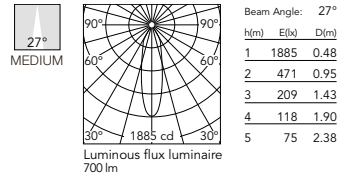
3000K
 03.4320.30B
 03.4320.02B
 03.4320.14B



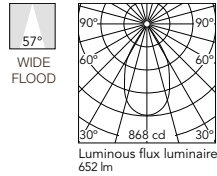
2700K
 03.4332.30A
 03.4332.02A
 03.4332.14A



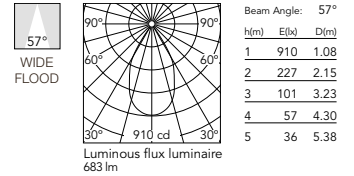
3000K
 03.4321.30B
 03.4321.02B
 03.4321.14B



2700K
 03.4333.30A
 03.4333.02A
 03.4333.14A



3000K
 03.4322.30B
 03.4322.02B
 03.4322.14B



Driver current (mA)	2700K		3000K	
	Luminous flux (lm)	Power (W)	Luminous flux (lm)	Power (W)
350	521	6,2	545	6,2
500	893	9,2	810	9,2