



Designed by Michael Anastassiades

# Captain Flint

ENGLISH / ESPAÑOL

FLOS

Outdoor

# Captain Flint





Captain Flint



Captain Flint Wall

## Family / Familia

Captain Flint Outdoor Floor



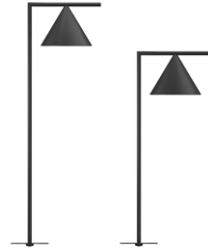
**CoB Led**  
11W  
1099 lm - 2700K/CRI 80  
1140 lm - 3000K/CRI 80  
1221 lm - 4000K/CRI 80  
*2200K available on request.*

Captain Flint Outdoor Wall



**CoB Led**  
9,5W  
989 lm - 2700K/CRI 80  
1026 lm - 3000K/CRI 80  
1099 lm - 4000K/CRI 80  
*2200K available on request.*

Captain Flint Outdoor Bollard



**CoB Led**  
9,5W  
989 lm - 2700K/CRI 80  
1026 lm - 3000K/CRI 80  
1099 lm - 4000K/CRI 80  
*2200K available on request.*

## Colours / Colores



18 Deep Brown



30 Black



37 Burgundy Red



55 Brushed Stainless Steel



59 Brass Finish

## Captain Flint Outdoor Floor - Stone bases



18 Deep Brown/Travertino Imperiale



30 Black/Black Lava



37 Burgundy Red/Black Lava



55 Brushed Stainless Steel/  
Occhio di Pernice



59 Brass Finish/Grey Lava

## Description / Descripción

---

Luminaire family with wall version, bollard version and outdoor floor version.

Wall version with fixed head. Rose, frame and cone in 316L polished or painted stainless steel or polished brass finishes. Structural parts have been treated with a chemical conversion process for effective resistance against atmospheric conditions. Diffuser in photo-recorded and injection molded UV-resistant opalescent polycarbonate. LED light source included.

Floor version with 315° adjustable head in horizontal rod, with a robust stone base that comes in various finishes. Available in five standard combinations: black/black lava painted steel, deep brown/travertino imperiale, burgundy red/black lava, satinized brass/grey lava, satinized stainless steel/occhio di pernice. 5-m cable with IP44 Schuko plug suitable for outdoor use. Backlit floor dimmer switch along the IP65 cable enables ON/OFF function and 30–100% brightness regulation.

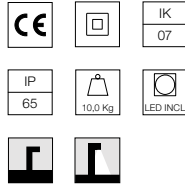
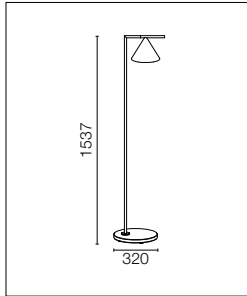
Familia de luminarias con versión de pared y versión de suelo para exterior.

Versión de pared con cabezal fijo. Roseta, marco y cono con acabado en acero inoxidable 316L pulido, pintado o en latón pulido. Las partes estructurales han sido tratadas con un proceso de conversión química con el fin de conseguir una resistencia eficaz contra los agentes atmosféricos. Difusor en policarbonato opalescente anti-UV fotograbado y moldeado por inyección. Fuente de luz LED incluida.

Versión de suelo con cabezal orientable 315° en varilla horizontal, con una robusta base en piedra disponible en diferentes acabados. Disponible en cinco combinaciones estándar: acero pintado negro/lava negra, acero pintado deep brown/travertino imperial, acero pintado rojo burdeos/lava negra, latón satinado/lava gris, acero inox satinado/ojo de perdiz. Cable de 5 metros apto para uso exterior con enchufe Schuko IP44.

Interruptor de regulación de pedal retroiluminado IP65 a lo largo del cable que garantiza las funciones ON/OFF y la regulación del 30-100% del flujo luminoso.

## Captain Flint Outdoor Floor



LED bulb included.  
5-m cable with Schuko IP44 plug suitable for outdoor use. Backlit floor dimmer switch on the IP65 cable enables ON/OFF function and brightness regulation 30-100%. Casambi function on demand.

Fuente luminosa de LED incluida. Cable apto para uso en exteriores de 5 metros de longitud con clavija Schuko IP44. Interruptor que regula la intensidad con un pedal retroiluminado IP65 a lo largo del cable que garantiza las funciones de encendido y apagado (ON/OFF) y la regulación del flujo luminoso 30-100 %. Función Casambi bajo pedido.

2200K available on request.

2200K disponible bajo pedido.

**CoB Led:** 11W -1099 lm ≠ FIXT 669 lm - 2700K/CRI>80 - 220-240V / 11W - 1140 lm ≠ FIXT 694 lm - 3000K/CRI>80 - 220-240V / 11W -1221 lm ≠ FIXT 744 lm - 4000K/CRI>80 - 220-240V

### 2700K

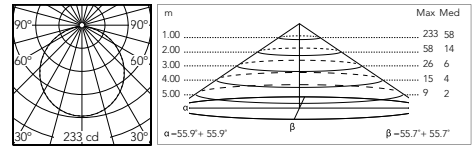
- F011A21F018.A
- F011A22F030.A
- F011A22F037.A
- F011A24F055.A
- F011A23F059.A

### 3000K

- F011A31F018.A
- F011A32F030.A
- F011A32F037.A
- F011A34F055.A
- F011A33F059.A

### 4000K

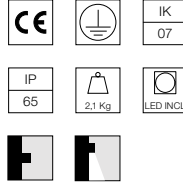
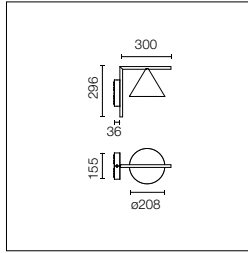
- F011A41F018.A
- F011A42F030.A
- F011A42F037.A
- F011A44F055.A
- F011A43F059.A



@3000K



# Captain Flint Outdoor Wall



Luminaire for wall-mounting with diffuse light emission and fixed head. LED light source included. Integrated 220-240V ON/OFF or 1-10V/DALI dimmable electrical power. Connection is quickly ensured in the rose with the plug & play electrical connection and the IP68 connector included. Clamp bracket included. 110V version upon request.

Luminaria para montaje en pared con emisión de luz difusa y cabezal fijo. Fuente de luz LED incluida. Alimentación eléctrica integrada 220-240V ON/OFF o regulable 1-10V / DALI. La conexión se realiza rápidamente en el interior de la roseta con la unión eléctrica plug&play y el conector IP68 incluido. Soporte de sujeción incluido. Versión 110V bajo pedido.

2200K available on request.

2200K disponible bajo pedido.

**CoB Led:** 9,5W -989 lm ≠ FIXT 629 lm - 2700K/CRI>80 - 220-240V / 9,5W - 1026 lm ≠ FIXT 652 lm - 3000K/CRI>80 - 220-240V / 9,5W -1099 lm ≠ FIXT 699 lm - 4000K/CRI>80 - 220-240V

## 2700K

Non Dimmable

- F011W20A018
- F011W20A030
- F011W20A037
- F011W20A055
- F011W20A059
- 1-10V
- F011W20B018
- F011W20B030
- F011W20B037
- F011W20B055
- F011W20B059
- Dali
- F011W20D018
- F011W20D030
- F011W20D037
- F011W20D055
- F011W20D059

## 3000K

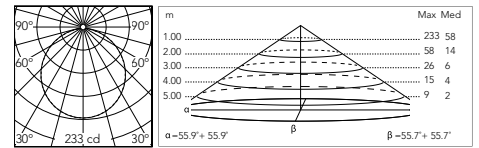
Non Dimmable

- F011W30A018
- F011W30A030
- F011W30A037
- F011W30A055
- F011W30A059
- 1-10V
- F011W30B018
- F011W30B030
- F011W30B037
- F011W30B055
- F011W30B059
- Dali
- F011W30D018
- F011W30D030
- F011W30D037
- F011W30D055
- F011W30D059

## 4000K

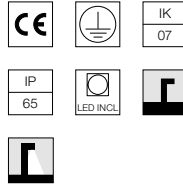
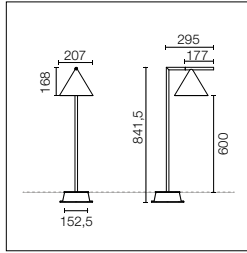
Non Dimmable

- F011W40A018
- F011W40A030
- F011W40A037
- F011W40A055
- F011W40A059
- 1-10V
- F011W40B018
- F011W40B030
- F011W40B037
- F011W40B055
- F011W40B059
- Dali
- F011W40D018
- F011W40D030
- F011W40D037
- F011W40D055
- F011W40D059



@3000K

## Captain Flint Outdoor B1



Integrated ON/OFF or dimmable 220-240V power supply. For mains connection, the light source is equipped with watertight cable. Box for ground or cobblestone installations requiring concrete plinth is available upon request.

La alimentación eléctrica ON/OFF o regulable 220-240V está integrada. La fuente de luz está equipada con cable estanco para la conexión con la red eléctrica. Bajo pedido, caja para instalaciones en suelo o empedrado que requiere plinto en cemento.

2200K available on request.

2200K disponible bajo pedido.

**CoB Led:** 9,5W -989 lm ≠ FIXT 629 lm - 2700K/CRI>80 - 220-240V / 9,5W - 1026 lm ≠ FIXT 652 lm - 3000K/CRI>80 - 220-240V / 9,5W -1099 lm ≠ FIXT 699 lm - 4000K/CRI>80 - 220-240V

### 2700K

Non Dimmable

- F011D20A018
- F011D20A030
- F011D20A037
- F011D20A055
- F011D20A059
- 1-10V
- F011D20B018
- F011D20B030
- F011D20B037
- F011D20B055
- F011D20B059
- Dali
- F011D20D018
- F011D20D030
- F011D20D037
- F011D20D055
- F011D20D059

### 3000K

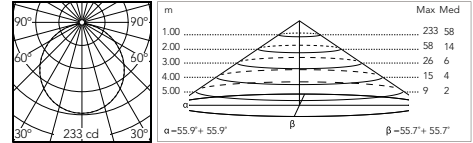
Non Dimmable

- F011D30A018
- F011D30A030
- F011D30A037
- F011D30A055
- F011D30A059
- 1-10V
- F011D30B018
- F011D30B030
- F011D30B037
- F011D30B055
- F011D30B059
- Dali
- F011D30D018
- F011D30D030
- F011D30D037
- F011D30D055
- F011D30D059

### 4000K

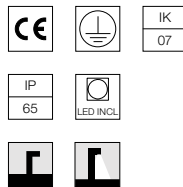
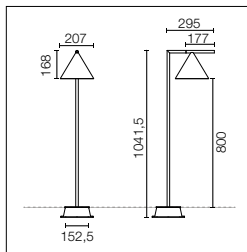
Non Dimmable

- F011D40A018
- F011D40A030
- F011D40A037
- F011D40A055
- F011D40A059
- 1-10V
- F011D40B018
- F011D40B030
- F011D40B037
- F011D40B055
- F011D40B059
- Dali
- F011D40D018
- F011D40D030
- F011D40D037
- F011D40D055
- F011D40D059



@3000K

## Captain Flint Outdoor B2



Integrated ON/OFF or dimmable 220-240V power supply. For mains connection, the light source is equipped with watertight cable. Box for ground or cobblestone installations requiring concrete plinth is available upon request.

La alimentación eléctrica ON/OFF o regulable 220-240V está integrada. La fuente de luz está equipada con cable estanco para la conexión con la red eléctrica. Bajo pedido, caja para instalaciones en suelo o empedrado que requiere plinto en cemento.

2200K available on request.

2200K disponible bajo pedido.

**CoB Led:** 9,5W -989 lm ≠ FIXT 629 lm - 2700K/CRI>80 - 220-240V / 9,5W - 1026 lm ≠ FIXT 652 lm - 3000K/CRI>80 - 220-240V / 9,5W -1099 lm ≠ FIXT 699 lm - 4000K/CRI>80 - 220-240V

### 2700K

Non Dimmable

- F011E20A018
- F011E20A030
- F011E20A037
- F011E20A055
- F011E20A059
- 1-10V
- F011E20B018
- F011E20B030
- F011E20B037
- F011E20B055
- F011E20B059
- Dali
- F011E20D018
- F011E20D030
- F011E20D037
- F011E20D055
- F011E20D059

### 3000K

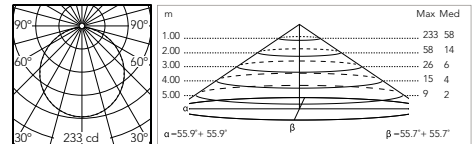
Non Dimmable

- F011E30A018
- F011E30A030
- F011E30A037
- F011E30A055
- F011E30A059
- 1-10V
- F011E30B018
- F011E30B030
- F011E30B037
- F011E30B055
- F011E30B059
- Dali
- F011E30D018
- F011E30D030
- F011E30D037
- F011E30D055
- F011E30D059

### 4000K

Non Dimmable

- F011E40A018
- F011E40A030
- F011E40A037
- F011E40A055
- F011E40A059
- 1-10V
- F011E40B018
- F011E40B030
- F011E40B037
- F011E40B055
- F011E40B059
- Dali
- F011E40D018
- F011E40D030
- F011E40D037
- F011E40D055
- F011E40D059



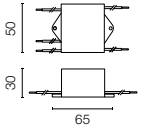
@3000K

**Captain Flint Bollard**

Surge protection device. 275Vac. Maximum discharge current 10KA (8/20us). Maximum operating current 5A. Suitable for series connection. IP66.

Dispositivo de protección contra sobrecargas. 275 Vac. Corriente de descarga máxima 10KA (8/20us). Corriente máxima de funcionamiento 5A. Apta para conexión en serie. IP66.

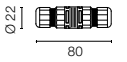
F990E00A000



2 way terminal block 4 poles IP68 H2O Stop.

Bloque de terminales IP68 H2O Stop anticondensación con 2 vías y 4 polos.

F990C00A000



Box for ground installation.

Encofrado para instalación en suelo.

F018Z000000

