



Designed by Philippe Starck

In Vitro


FRANÇAIS / ENGLISH

FLOS

Outdoor


In Vitro

Designed by Philippe Starck





In Vitro Unplugged



In Vitro Bollard



In Vitro Suspension

Famille / Family

In Vitro Unplugged



Led Edge Lighting

2,5W
115 lm - 2700K/CRI 80
124 lm - 3000K/CRI 80

In Vitro Bollard



Led Edge Lighting

11W
667 lm - 2700K/CRI 80
714 lm - 3000K/CRI 80

In Vitro Wall



Led Edge Lighting

11W
667 lm - 2700K/CRI 80
714 lm - 3000K/CRI 80

In Vitro Ceiling



Led Edge Lighting

13W
799 lm - 2700K/CRI 80
855 lm - 3000K/CRI 80

In Vitro Suspension



Led Edge Lighting

13W
799 lm - 2700K/CRI 80
855 lm - 3000K/CRI 80

In Vitro Rod




Led Edge Lighting

13W
799 lm - 2700K/CRI 80
855 lm - 3000K/CRI 80

Finitions / Colours



01 White



12 Forest Green



13 Pale Green



18 Deep Brown



25 Terracotta



30 Black



33 Anthracite

In Vitro

Description / Description

Luminaires d'extérieur pour installation au sol, au mur, au plafond, suspendue et luminaire portatif, avec lumière diffuse.

Diffuseur opale intégré dans la tête et verre de protection externe borosilicate transparent.

Les parties structurelles du luminaire sont en aluminium moulé sous pression, extrudé et traité par procédé de conversion chimique afin de garantir une résistance efficace aux agents atmosphériques. Le corps est enduit de poudre et plusieurs finitions sont disponibles.

Source de lumière LED intégrée avec technologie optique Edge Lighting qui garantit une uniformité parfaite de la lumière. Driver intégré dans le corps du luminaire, disponible pour le contrôle ON/OFF et la régulation.

La version Bollard est fournie avec un connecteur étanche pour la connexion au réseau. Le luminaire peut être installé sur tout type de sol à l'aide de chevilles que l'installateur choisira en fonction du type de surface. Le coffrage pour l'installation sur sol à bétonner est disponible comme accessoire et doit se commander séparément.

La version Unplugged est équipée d'une anse pratique en silicone coloré, et se recharge facilement grâce à un câble Micro USB-C de 120 mètres de long. Le driver réglable se trouve dans le corps du luminaire et dispose du système touch-dimm intégré, auquel on accède par un senseur optique situé sur la tête. Il est possible de régler l'intensité lumineuse du lampadaire sur 4 niveaux par une légère touche, ce qui assure une émission continue jusqu'à 6 heures.

Luminaires for floor, wall and suspended installation, and portable luminaire, with diffused light for outdoor use.

Opalescent diffuser integrated in the head and external transparent borosilicate safety glass.

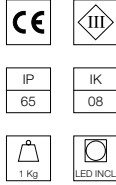
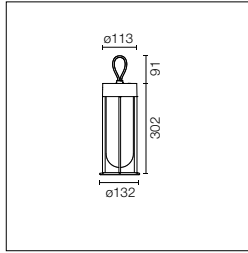
The structural parts of the luminaire are made of extruded die-cast aluminum, treated with a chemical conversion procedure to ensure effective resistance to atmospheric conditions. The body is powder coated and comes in various finishes.

Integrated LED light source with Edge Lighting optical technology to ensure perfect light uniformity. Driver integrated in the luminaire body available for ON/OFF and dimmable control.

Bollard version comes with a watertight plug for power supply connection. The luminaire may be installed on any type of flooring using anchors, to be selected by the installer depending on the type of surface. Accessory box for installation on flooring to be concreted sold separately.

Unplugged version is equipped with a practical, colored silicone handle and is easily recharged with a 120cm long Micro USB-C cable. Dimmable driver in the body of the luminaire with an integrated touch-dim system, accessible through an optical switch sensor located on the head. With a simple touch, light intensity can be adjusted through a 4-step dimming function, ensuring a continuous emission for up to 6 hours.

In Vitro Unplugged



Version portable équipée d'une anse pour le transport. Driver réglable 5/100÷240V/50-60Hz intégré dans le corps du luminaire, avec senseur optique tactile sur la tête et réglage de l'intensité lumineuse en 4 touches: 100%-50%-3%-OFF. Rechargeable grâce à un câble Micro USB-C de 120 cm de long qui garantit une émission continue jusqu'à 6 heures. Chargeur avec prises interchangeables EUR, UK, USA.

Portable version equipped with a carrying handle. Adjustable driver 5/100÷240V/50-60Hz integrated in the body of the luminaire with optical switch sensor on the head and with a 4-step dimming function: 100%-50%-3%-OFF. Rechargeable with a 120cm long Micro USB-C cable ensuring continuous emission for up to 6 hours. Charger with interchangeable EUR, UK and USA plugs.

Led Edge Lighting: 2,5W - 182 lm ≠ FIXT 115 lm - 2700K/CRI 90 - 100-240V/V5 / 2,5W - 195 lm ≠ FIXT 124 lm - 3000K/CRI 90 - 100-240V/V5

2700K

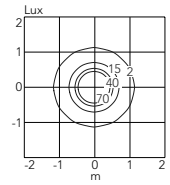
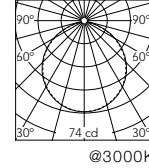
Touch Dimm

- F018E21K001
- F018E21K012
- F018E21K013
- F018E21K018
- F018E21K025
- F018E21K030
- F018E21K033

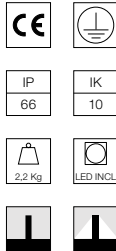
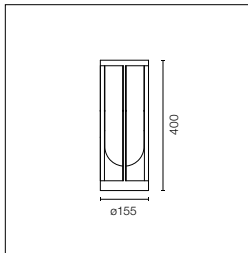
3000K

Touch Dimm

- F018E31K001
- F018E31K012
- F018E31K013
- F018E31K018
- F018E31K025
- F018E31K030
- F018E31K033



In Vitro Bollard 1



Alimentation électrique ON/OFF ou variable 220-240V intégrée. L'appareil est fourni avec un connecteur étanche pour le raccordement électrique. L'appareil peut être installé sur tous les types de sol à l'aide de chevilles. Boîtier pour installation en surface avec socle en béton à commander séparément.

Integrated 220-240V ON/OFF or dimmable electrical power. The unit comes with a watertight plug for connection to the electrical network. The device may be installed on any flooring with anchors. Box for installation on flooring laid over concrete sold separately.

Led Edge Lighting: 11W - 1150 lm ≠ FIXT 667 lm - 2700K/CRI 80 - 220-240V / 11W - 1230 lm ≠ FIXT 714 lm - 3000K/CRI 80 - 220-240V

2700K

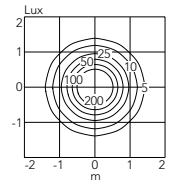
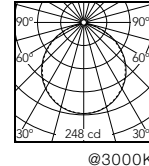
Non Dimmable

- F018A21A001
- F018A21A012
- F018A21A013
- F018A21A018
- F018A21A025
- F018A21A030
- F018A21A033
- 1-10V
- F018A21B001
- F018A21B012
- F018A21B013
- F018A21B018
- F018A21B025
- F018A21B030
- F018A21B033
- Dali
- F018A21D001
- F018A21D012
- F018A21D013
- F018A21D018
- F018A21D025
- F018A21D030
- F018A21D033

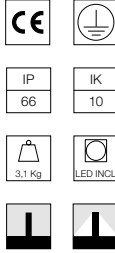
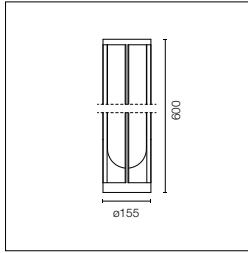
3000K

Non Dimmable

- F018A31A001
- F018A31A012
- F018A31A013
- F018A31A018
- F018A31A025
- F018A31A030
- F018A31A033
- 1-10V
- F018A31B001
- F018A31B012
- F018A31B013
- F018A31B018
- F018A31B025
- F018A31B030
- F018A31B033
- Dali
- F018A31D001
- F018A31D012
- F018A31D013
- F018A31D018
- F018A31D025
- F018A31D030
- F018A31D033



In Vitro Bollard 2



Alimentation électrique ON/OFF ou variable 220-240V intégrée. L'appareil est fourni avec un connecteur étanche pour le raccordement électrique. L'appareil peut être installé sur tous les types de sol à l'aide de chevilles. Boîtier pour installation en surface avec socle en béton à commander séparément.

Integrated 220–240V ON/OFF or dimmable electrical power. The unit comes with a watertight plug for connection to the electrical network. The device may be installed on any flooring with anchors. Box for installation on flooring laid over concrete sold separately.

Led Edge Lighting: 11W - 1150 lm ≠ FIXT 667 lm - 2700K/CRI 80 - 220-240V / 11W - 1230 lm ≠ FIXT 714 lm - 3000K/CRI 80 - 220-240V

2700K

Non Dimmable

- F018A22A001
- F018A22A012
- F018A22A013
- F018A22A018
- F018A22A025
- F018A22A030
- F018A22A033

1-10V

- F018A22B001
- F018A22B012
- F018A22B013
- F018A22B018
- F018A22B025
- F018A22B030
- F018A22B033

Dali

- F018A22D001
- F018A22D012
- F018A22D013
- F018A22D018
- F018A22D025
- F018A22D030
- F018A22D033

3000K

Non Dimmable

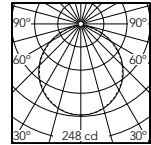
- F018A32A001
- F018A32A012
- F018A32A013
- F018A32A018
- F018A32A025
- F018A32A030
- F018A32A033

1-10V

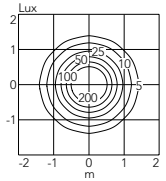
- F018A32B001
- F018A32B012
- F018A32B013
- F018A32B018
- F018A32B025
- F018A32B030
- F018A32B033

Dali

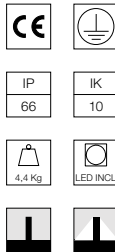
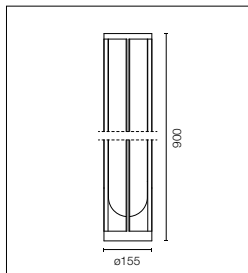
- F018A32D001
- F018A32D012
- F018A32D013
- F018A32D018
- F018A32D025
- F018A32D030
- F018A32D033



@3000K



In Vitro Bollard 3



Alimentation électrique ON/OFF ou variable 220-240V intégrée. L'appareil est fourni avec un connecteur étanche pour le raccordement électrique. L'appareil peut être installé sur tous les types de sol à l'aide de chevilles. Boîtier pour installation en surface avec socle en béton à commander séparément.

Integrated 220–240V ON/OFF or dimmable electrical power. The unit comes with a watertight plug for connection to the electrical network. The device may be installed on any flooring with anchors. Box for installation on flooring laid over concrete sold separately.

Led Edge Lighting: 11W - 1150 lm ≠ FIXT 667 lm - 2700K/CRI 80 - 220-240V / 11W - 1230 lm ≠ FIXT 714 lm - 3000K/CRI 80 - 220-240V

2700K

Non Dimmable

- F018A23A001
- F018A23A012
- F018A23A013
- F018A23A018
- F018A23A025
- F018A23A030
- F018A23A033

1-10V

- F018A23B001
- F018A23B012
- F018A23B013
- F018A23B018
- F018A23B025
- F018A23B030
- F018A23B033

Dali

- F018A23D001
- F018A23D012
- F018A23D013
- F018A23D018
- F018A23D025
- F018A23D030
- F018A23D033

3000K

Non Dimmable

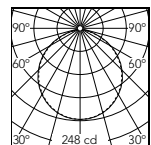
- F018A33A001
- F018A33A012
- F018A33A013
- F018A33A018
- F018A33A025
- F018A33A030
- F018A33A033

1-10V

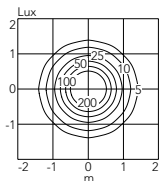
- F018A33B001
- F018A33B012
- F018A33B013
- F018A33B018
- F018A33B025
- F018A33B030
- F018A33B033

Dali

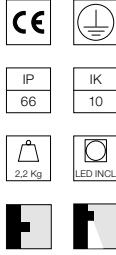
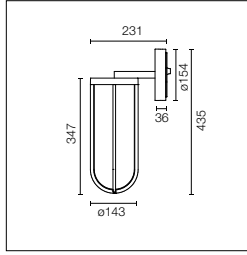
- F018A33D001
- F018A33D012
- F018A33D013
- F018A33D018
- F018A33D025
- F018A33D030
- F018A33D033



@3000K



In Vitro Wall



Fixation murale. Source lumineuse comprise. Alimentation électrique on/OFF ou variable 220-240V intégrée.

Wall mount. Light source included. Integrated 220–240V ON/OFF or dimmable electrical power.

Led Edge Lighting: 11W - 1150 lm ≠ FIXT 667 lm - 2700K/CRI 80 - 220-240V / 11W - 1230 lm ≠ FIXT 714 lm - 3000K/CRI 80 - 220-240V

2700K

Non Dimmable

- F018B22A001
- F018B22A012
- F018B22A013
- F018B22A018
- F018B22A025
- F018B22A030
- F018B22A033

1-10V

- F018B22B001
- F018B22B012
- F018B22B013
- F018B22B018
- F018B22B025
- F018B22B030
- F018B22B033

Dali

- F018B22D001
- F018B22D012
- F018B22D013
- F018B22D018
- F018B22D025
- F018B22D030
- F018B22D033

3000K

Non Dimmable

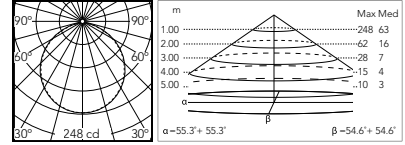
- F018B32A001
- F018B32A012
- F018B32A013
- F018B32A018
- F018B32A025
- F018B32A030
- F018B32A033

1-10V

- F018B32B001
- F018B32B012
- F018B32B013
- F018B32B018
- F018B32B025
- F018B32B030
- F018B32B033

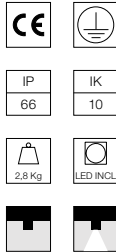
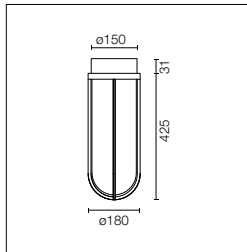
Dali

- F018B32D001
- F018B32D012
- F018B32D013
- F018B32D018
- F018B32D025
- F018B32D030
- F018B32D033



@3000K

In Vitro Ceiling



Source lumineuse comprise. Fixation plafond. Alimentation électrique ON/OFF ou variable 220-240V comprise.

Light source included. Ceiling mount. Integrated 220–240V ON/OFF or dimmable electrical power.

Led Edge Lighting: 13W - 1378 lm ≠ FIXT 799 lm - 2700K/CRI 80 - 220-240V / 13W - 1474 lm ≠ FIXT 855 lm - 3000K/CRI 80 - 220-240V

2700K

Non Dimmable

- F018C25A001
- F018C25A012
- F018C25A013
- F018C25A018
- F018C25A025
- F018C25A030
- F018C25A033

1-10V

- F018C25B001
- F018C25B012
- F018C25B013
- F018C25B018
- F018C25B025
- F018C25B030
- F018C25B033

Dali

- F018C25D001
- F018C25D012
- F018C25D013
- F018C25D018
- F018C25D025
- F018C25D030
- F018C25D033

3000K

Non Dimmable

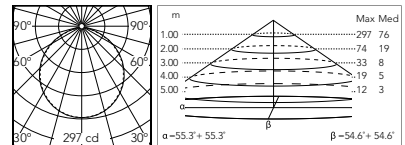
- F018C35A001
- F018C35A012
- F018C35A013
- F018C35A018
- F018C35A025
- F018C35A030
- F018C35A033

1-10V

- F018C35B001
- F018C35B012
- F018C35B013
- F018C35B018
- F018C35B025
- F018C35B030
- F018C35B033

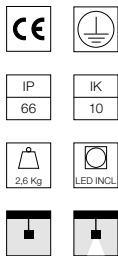
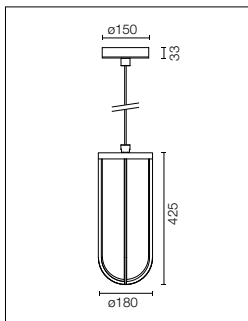
Dali

- F018C35D001
- F018C35D012
- F018C35D013
- F018C35D018
- F018C35D025
- F018C35D030
- F018C35D033



@3000K

In Vitro Suspension



Suspension. Source lumineuse comprise. Alimentation électrique ON/OFF ou variable 220-240V intégrée à l'intérieur de la fixation au plafond. Longueur du câble de suspension 1000 mm.

Hanging version. Light source included. 220-240V ON/OFF or dimmable electrical power integrated within the dedicated ceiling attachment. Hanging cable length 1000 mm.

Led Edge Lighting: 13W - 1378 lm ≠ FIXT 799 lm - 2700K/CRI 80 - 220-240V / 13W - 1474 lm ≠ FIXT 855 lm - 3000K/CRI 80 - 220-240V

2700K

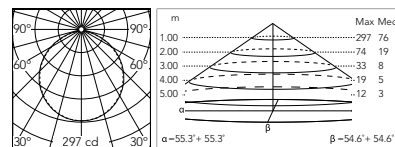
Non Dimmable

- F018D25A001
- F018D25A012
- F018D25A013
- F018D25A018
- F018D25A025
- F018D25A030
- F018D25A033
- 1-10V
- F018D25B001
- F018D25B012
- F018D25B013
- F018D25B018
- F018D25B025
- F018D25B030
- F018D25B033
- Dali
- F018D25D001
- F018D25D012
- F018D25D013
- F018D25D018
- F018D25D025
- F018D25D030
- F018D25D033

3000K

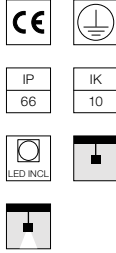
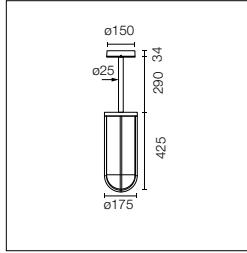
Non Dimmable

- F018D35A001
- F018D35A012
- F018D35A013
- F018D35A018
- F018D35A025
- F018D35A030
- F018D35A033
- 1-10V
- F018D35B001
- F018D35B012
- F018D35B013
- F018D35B018
- F018D35B025
- F018D35B030
- F018D35B033
- Dali
- F018D35D001
- F018D35D012
- F018D35D013
- F018D35D018
- F018D35D025
- F018D35D030
- F018D35D033



@3000K

In Vitro Rod 1



Installation sur tige. Source lumineuse comprise. Alimentation électrique ON/OFF ou dimmable 220-240 V intégrée à l'intérieur de la base pour plafond. Longueur de la tige: 290 mm.

Rod installation. Light source is included. Power supply ON/OFF or dimmable 220-240V is integrated within the ceiling base. Stem length: 290 mm.

Led Edge Lighting: 13W - 1378 lm ≠ FIXT 799 lm - 2700K/CRI 80 - 220-240V / 13W - 1474 lm ≠ FIXT 855 lm - 3000K/CRI 80 - 220-240V

2700K

Non Dimmable

- F018F21A001
- F018F21A012
- F018F21A013
- F018F21A018
- F018F21A025
- F018F21A030
- F018F21A033

1-10V

- F018F21B001
- F018F21B012
- F018F21B013
- F018F21B018
- F018F21B025
- F018F21B030
- F018F21B033

Dali

- F018F21D001
- F018F21D012
- F018F21D013
- F018F21D018
- F018F21D025
- F018F21D030
- F018F21D033

3000K

Non Dimmable

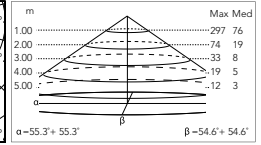
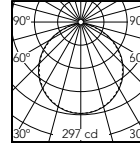
- F018F31A001
- F018F31A012
- F018F31A013
- F018F31A018
- F018F31A025
- F018F31A030
- F018F31A033

1-10V

- F018F31B001
- F018F31B012
- F018F31B013
- F018F31B018
- F018F31B025
- F018F31B030
- F018F31B033

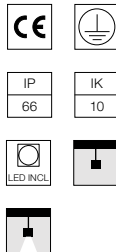
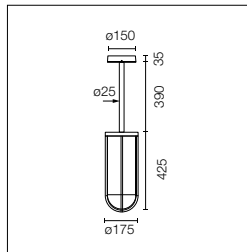
Dali

- F018F31D001
- F018F31D012
- F018F31D013
- F018F31D018
- F018F31D025
- F018F31D030
- F018F31D033



@3000K

In Vitro Rod 2



Installation sur tige. Source lumineuse comprise. Alimentation électrique ON/OFF ou dimmable 220-240 V intégrée à l'intérieur de la base pour plafond. Longueur de la tige: 390 mm.

Rod installation. Light source is included. Power supply ON/OFF or dimmable 220-240V is integrated within the ceiling base. Stem length: 390 mm.

Led Edge Lighting: 13W - 1378 lm ≠ FIXT 799 lm - 2700K/CRI 80 - 220-240V / 13W - 1474 lm ≠ FIXT 855 lm - 3000K/CRI 80 - 220-240V

2700K

Non Dimmable

- F018F22A001
- F018F22A012
- F018F22A013
- F018F22A018
- F018F22A025
- F018F22A030
- F018F22A033

1-10V

- F018F22B001
- F018F22B012
- F018F22B013
- F018F22B018
- F018F22B025
- F018F22B030
- F018F22B033

Dali

- F018F22D001
- F018F22D012
- F018F22D013
- F018F22D018
- F018F22D025
- F018F22D030
- F018F22D033

3000K

Non Dimmable

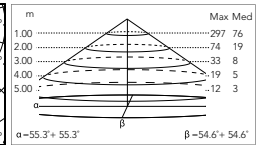
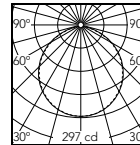
- F018F32A001
- F018F32A012
- F018F32A013
- F018F32A018
- F018F32A025
- F018F32A030
- F018F32A033

1-10V

- F018F32B001
- F018F32B012
- F018F32B013
- F018F32B018
- F018F32B025
- F018F32B030
- F018F32B033

Dali

- F018F32D001
- F018F32D012
- F018F32D013
- F018F32D018
- F018F32D025
- F018F32D030
- F018F32D033



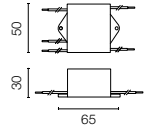
@3000K

In Vitro Bollard

Dispositif de protection contre les surtensions. 275Vac. Courant de décharge maximal 10KA (8/20us). Courant de fonctionnement maximal 5A. Adapté pour les connexions en séries. IP66.

Surge protection device. 275Vac. Maximum discharge current 10KA (8/20us). Maximum operating current 5A. Suitable for series connection. IP66.

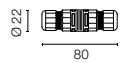
F990E00A000



Système de jonction IP68 H2O Stop anti-condensation à 2 voies 4 pôles.

2 way terminal block 4 poles IP68 H2O Stop.

F990C00A000



Boitier pour installation au sol.

Box for ground installation.

F018Z000000

