



The Glowing Track Suspension


LED lighting system designed to fit any context

Description

Modular and versatile lighting system that combines innovation, high performance and sophisticated design into a single solution. It offers immersive ambient lighting that integrates harmoniously into the environment, providing homogeneous and balanced illumination. Profiles are designed with an efficient assembly system that ensures precise and secure connections, ideal for projects requiring versatile and scalable solutions without compromising on quality or aesthetics.


Lamp

System Lamp Type	Top LED
Color Temperature	2200K / 2700K / 3000K
Color Rendering	CRI 90
Application	General Lighting / Accent lighting



Physical

Material	Aluminum
Ingress Protection Rating	IP20
Finishes	<input type="checkbox"/> White <input checked="" type="checkbox"/> Black <input type="checkbox"/> Brushed Steel <input type="checkbox"/> Brushed Bronze



Light Modules



Installation type	Suspension
Environment	Indoor
Field cuttable	No

Certifications



Photometrics

For current IES files please visit
arch.flosusa.com

Warranty

5 years from date of sale.

Electrical & Control

Driver location	Remote
Driver Input Voltage	120V-277V
Driver Output Voltage	24V
Maximum Driver Wattage	Class 2
Control System	On/Off, 1-10V, DALI, Casambi, ELV
Control Light Modules	<ul style="list-style-type: none"> Light Shadow Spot and Multi Spot Mini: Non Dimmable / DALI / 1-10V Find Me and Atom: Non Dimmable / Casambi / DALI / 1-10V



The Glowing Track Suspension

LED lighting system designed to fit any context

Notes


EC to supply site cabling from driver to track location.
Wattage per linear foot is dependent upon quantity and type of light modules used.

Light modules are available in the following dimming protocols:

- **Multi Spot Mini:** Non dimmable, DALI, 1-10V
- **Light Shadow Spots:** Non dimmable, DALI, 1-10V
- **Find Me:** Non dimmable, Casambi, DALI, 1-10V
- **Atom:** Non dimmable, Casambi, DALI, 1-10V/3500K, 4000K and other CCT available but not cataloged. Consult factory for additional color temperatures.

3500K, 4000K and other CCT available but not cataloged. Consult factory for additional color temperatures.

End caps are included.



Light Modules



Certifications



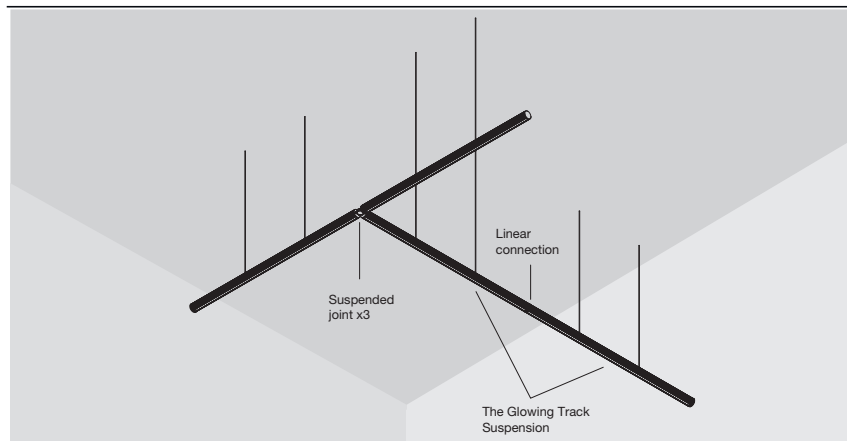
Photometrics

For current IES files please visit
arch.flosusa.com

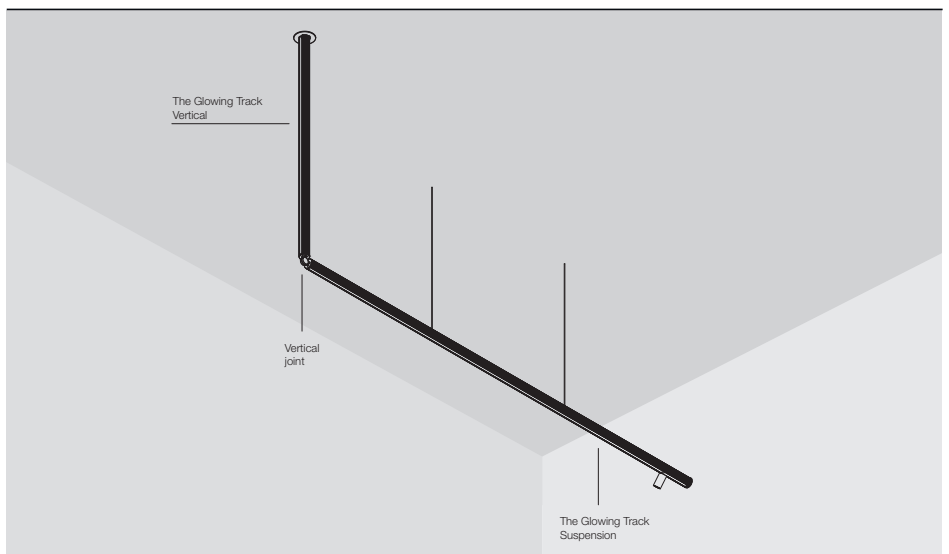
Warranty

5 years from date of sale.

Suspension Installation



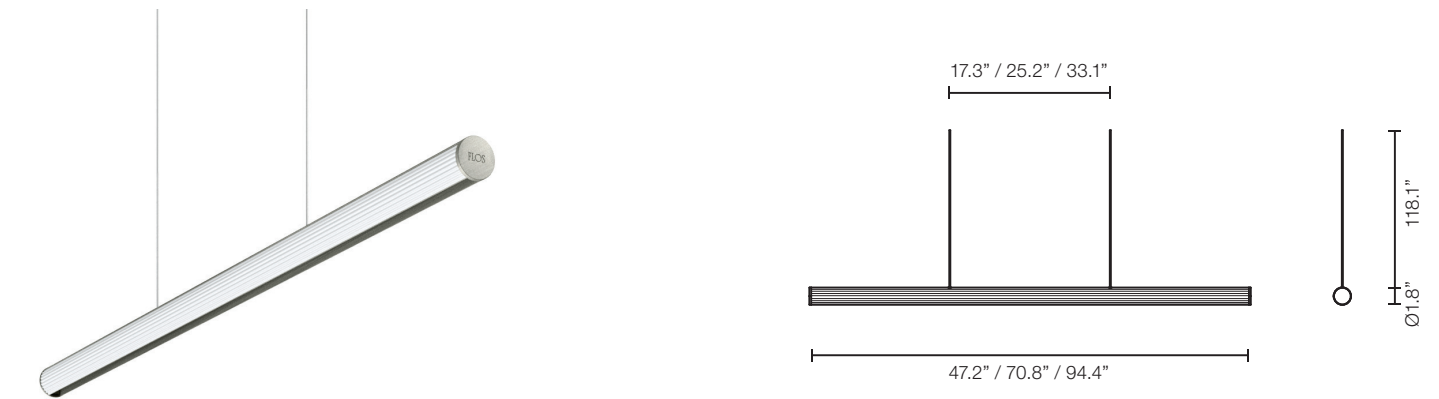
Vertical Installation



The Glowing Track Suspension

LED lighting system designed to fit any context

The Glowing Track Suspension



How to specify: 05.4600.40.DA

Length	CRI	CCT	Initial Lumens	Delivered Lumens	Watts	Part Number	Finish	Dimming Protocol
47.2" (1200 mm)	90	2200 K	2464 lm	1523 lm	24.8W	05.4600	<div> <div></div>40 = White <div></div>14 = Black <div></div>ER = Brushed Steel <div></div>ES = Brushed Bronze </div>	DD = DALI BS = Casambi UL = 1-10V GT = Phase Cut
		2700 K	2824 lm	2285 lm		05.4501		
		3000 K	2968 lm	3047 lm		05.4500		
70.8" (1800 mm)	90	2200 K	3639 lm	1746 lm	37.2W	05.4602	<div> <div></div>40 = White <div></div>14 = Black <div></div>ER = Brushed Steel <div></div>ES = Brushed Bronze </div>	DD = DALI BS = Casambi UL = 1-10V GT = Phase Cut
		2700 K	4236 lm	2619 lm		05.4502		
		3000 K	4452 lm	3492 lm		05.4503		
94.4" (2400 mm)	90	2200 K	4928 lm	1834 lm	49.6W	05.4604	<div> <div></div>40 = White <div></div>14 = Black <div></div>ER = Brushed Steel <div></div>ES = Brushed Bronze </div>	DD = DALI BS = Casambi UL = 1-10V GT = Phase Cut
		2700 K	5648 lm	2752 lm		05.4504		
		3000 K	5936 lm	3670 lm		05.4505		

Suspension wire color and thickness

- DD = DALI - White wire for white profile, black wire for all other finishes, .25" thick
- BS = Casambi - Transparent, .15" thick
- UL = 1-10V - White wire for white profile, black wire for all other finishes, .32" thick
- GT = Phase Cut - White wire for white profile, black wire for all other finishes, .25" thick

The Glowing Track Suspension

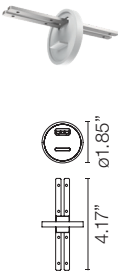
LED lighting system designed to fit any context

Mechanical Accessories

Linear Joint
Linear connection used to join components in a straight line.

Part Number:

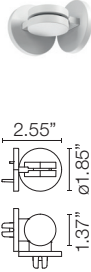
- 08.1213.14
08.1213.40
08.1213.ER
08.1213.ES



Corner Joint 2
90° corner connector used to join components in the horizontal and vertical plane.

Part Number:

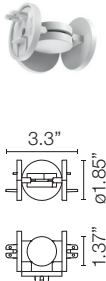
- 08.1206.14
08.1206.40
08.1206.ER
08.1206.ES



Corner Joint 3
Connector used to join three components at right angles

Part Number:

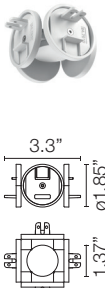
- 08.1207.14
08.1207.40
08.1207.ER
08.1207.ES



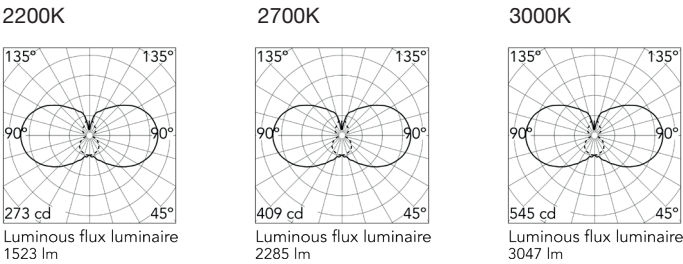
Corner Joint 4
Connector used to join four components at right angles.

Part Number:

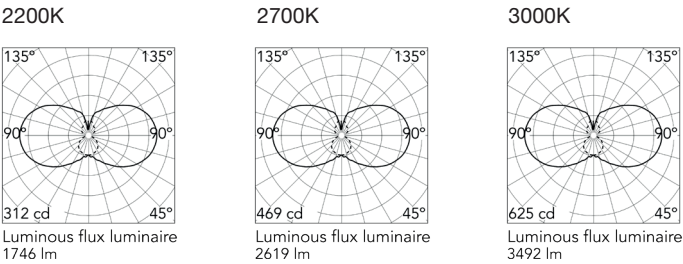
- 08.1208.14
08.1208.40
08.1208.ER
08.1208.ES



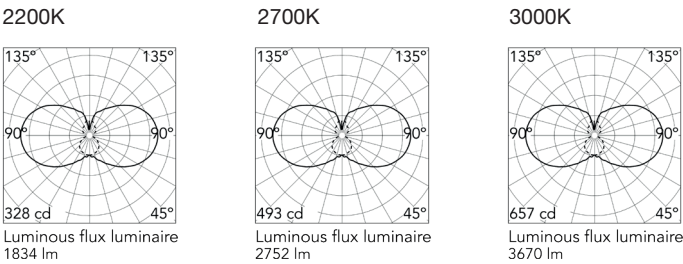
Photometrics The Glowing Track 47.2" (1200mm)



Photometrics The Glowing Track 70.8" (1800mm)



Photometrics The Glowing Track 94.4" (2400mm)

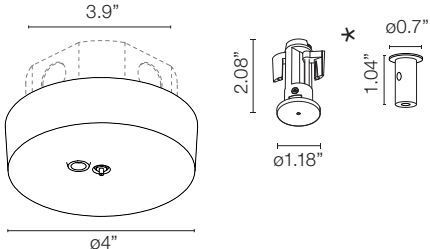
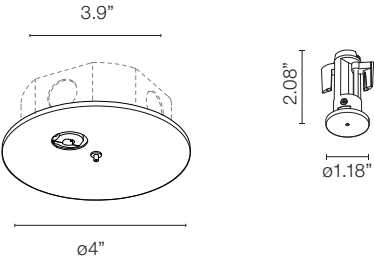
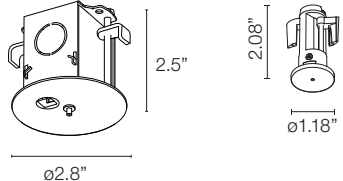


The Glowing Track Suspension Required Accessories



LED lighting system designed to fit any context

Required Accessories - Remote Power Supply

Step 1: Select a Canopy

Surface Canopy	Recessed Cover Plate	Mini Recessed Canopy
<p>Part Number:</p> <p><input type="checkbox"/> 08.1063.14 <input checked="" type="checkbox"/> 08.1063.40</p>  <p>Junction box is not included with regular size surface canopy and is supplied by contractor - 3.9" electrical jbox should be what we show in the dashed drawing by others. *Choose the right mounting kit (recessed or surface) according to ceiling conditions.</p>	<p>Part Number:</p> <p><input type="checkbox"/> 08.1064.14 <input checked="" type="checkbox"/> 08.1064.40</p>  <p>Junction box is not included with recessed canopy plate, provided by others.</p>	<p>Part Number:</p> <p><input type="checkbox"/> 08.1065.14 <input checked="" type="checkbox"/> 08.1065.40</p>  <p>Junction box included</p>

Step 2: Select the Power supply

On/Off & 0-10V/DALI/Casambi Integrated. LED Driver, 96W 24V Non-Dimmable	Remote Power Supply LED Driver, 60W 24V, ELV
<p>Part Number:</p> <p>LEDSB96W24V-NDM-D1</p> 	<p>Part Number:</p> <p>LEDSB60W24V-TRI-Y1</p> 

*Please consult factory for full drivers information

The Glowing Track Suspension Required Accessories

LED lighting system designed to fit any context

Required Accessories - Ceiling Mounted Power Supply

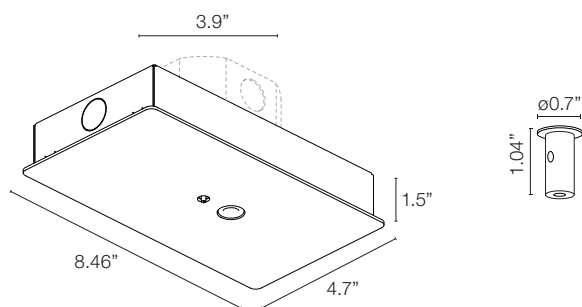
Ceiling Mounted Power Supply Box

Compatible with On/Off/1-10V/DALI/Casambi Integrated Light profiles

LED Driver, 96W 24V Non-Dimmable

Part Number:

- ☐ 08.1066.14
- ☒ 08.1066.40



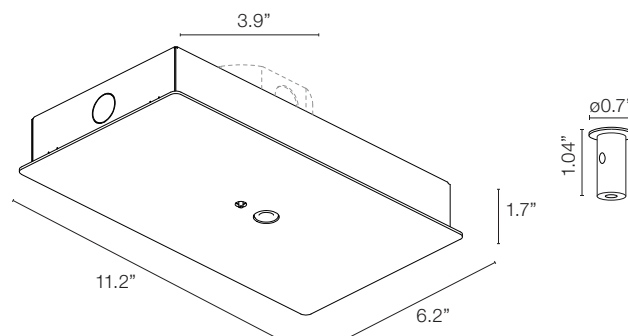
Ceiling Mounted Power Supply Box

Compatible with Phase Cut Light Profile

Track light: LED Driver, 96W 24V Non-Dimmable
Side light: LED Driver, 60W, 24V, ELV/Triac

Part Number:

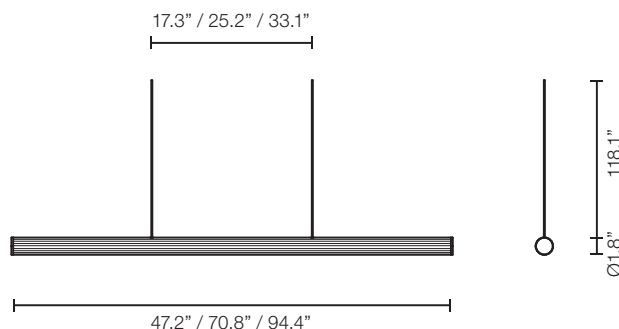

- ☐ 08.1067.14
- ☒ 08.1067.40



The Glowing Track Suspension 360

LED lighting system designed to fit any context

The Glowing Track 360 Suspension



How to specify: 05.4650.40.DA

Length	CRI	CCT	Initial Lumens	Delivered Lumens	Watts	Part Number	Finish	Dimming Protocol
47.2" (1200 mm)	90	2200 K	2464 lm	1768 lm	26.8W	05.4650	<input type="checkbox"/> 40 = White <input checked="" type="checkbox"/> 14 = Black <input type="checkbox"/> ER = Brushed Steel <input type="checkbox"/> ES = Brushed Bronze	DD = DALI BS = Casambi UL = 1-10V GT = Phase Cut
		2700 K	2824 lm	2026 lm		05.4550		
		3000 K	2968 lm	2130 lm		05.4551		
70.8" (1800 mm)	90	2200 K	3639 lm	2652 lm	40.2W	05.4652	<input type="checkbox"/> 40 = White <input checked="" type="checkbox"/> 14 = Black <input type="checkbox"/> ER = Brushed Steel <input type="checkbox"/> ES = Brushed Bronze	DD = DALI BS = Casambi UL = 1-10V GT = Phase Cut
		2700 K	4236 lm	3040 lm		05.4552		
		3000 K	4452 lm	3195 lm		05.4553		
94.4" (2400 mm)	90	2200 K	4928 lm	3536 lm	53.6W	05.4654	<input type="checkbox"/> 40 = White <input checked="" type="checkbox"/> 14 = Black <input type="checkbox"/> ER = Brushed Steel <input type="checkbox"/> ES = Brushed Bronze	DD = DALI BS = Casambi UL = 1-10V GT = Phase Cut
		2700 K	5648 lm	4053 lm		05.4554		
		3000 K	5936 lm	4260 lm		05.4555		

Suspension wire color and thickness

DD = DALI - White wire for white profile, black wire for all other finishes, .25" thick

BS = Casambi - Transparent, .15" thick

UL = 1-10V - White wire for white profile, black wire for all other finishes, .25" thick

GT = Phase Cut - Transparent, .15" thick

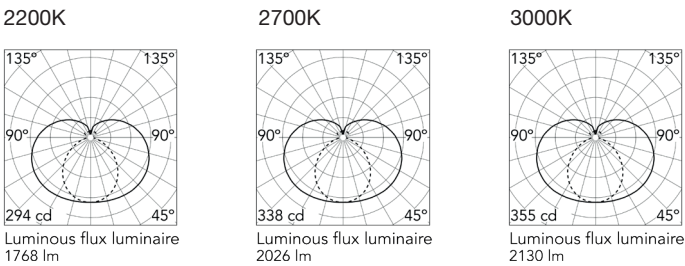
The Glowing Track 360 Suspension

LED lighting system designed to fit any context

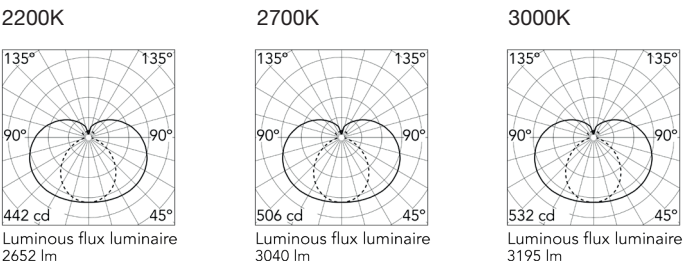
Mechanical Accessories

<p>Linear Joint Linear connection used to join components in a straight line.</p>	<p>Corner Joint 2 90° corner connector used to join components in the horizontal and vertical plane.</p>	<p>Corner Joint 3 Connector used to join three components at right angles</p>	<p>Corner Joint 4 Connector used to join four components at right angles.</p>
<p>Part Number:</p> <p>08.1213.14 08.1213.40 08.1213.ER 08.1213.ES</p>	<p>Part Number:</p> <p>08.1206.14 08.1206.40 08.1206.ER 08.1206.ES</p>	<p>Part Number:</p> <p>08.1207.14 08.1207.40 08.1207.ER 08.1207.ES</p>	<p>Part Number:</p> <p>08.1208.14 08.1208.40 08.1208.ER 08.1208.ES</p>

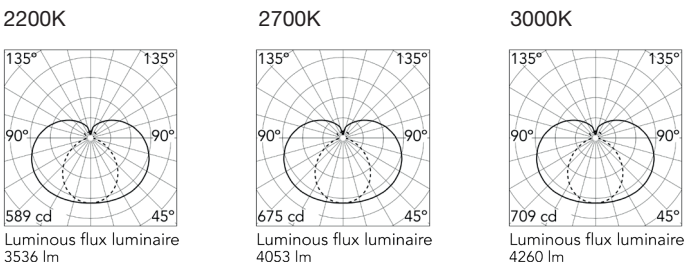
Photometrics The Glowing Track 360 47.2" (1200mm)



Photometrics The Glowing Track 360 70.8" (1800mm)



Photometrics The Glowing Track 360 94.4" (2400mm)

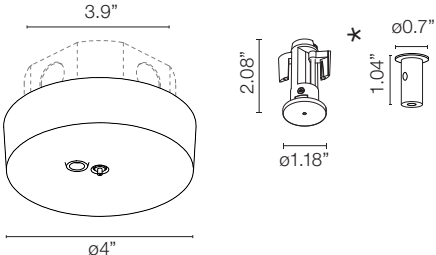
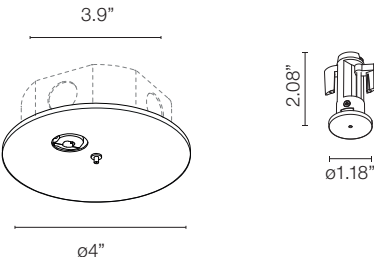
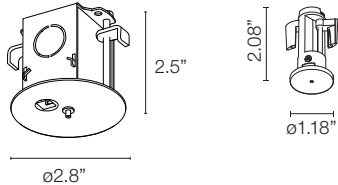


The Glowing Track 360 Suspension Required Accessories



LED lighting system designed to fit any context

Required Accessories - Remote Power Supply

Step 1: Select a Canopy

Surface Canopy	Recessed Cover Plate	Mini Recessed Canopy
<p>Part Number:</p> <p><input type="checkbox"/> 08.1063.14 <input checked="" type="checkbox"/> 08.1063.40</p>  <p>Junction box is not included with regular size surface canopy and is supplied by contractor - 3.9" electrical jbox should be what we show in the dashed drawing by others. *Choose the right mounting kit (recessed or surface) according to ceiling conditions.</p>	<p>Part Number:</p> <p><input type="checkbox"/> 08.1064.14 <input checked="" type="checkbox"/> 08.1064.40</p>  <p>Junction box is not included with recessed canopy plate, provided by others.</p>	<p>Part Number:</p> <p><input type="checkbox"/> 08.1065.14 <input checked="" type="checkbox"/> 08.1065.40</p>  <p>Junction box included</p>

Step 2: Select the Power supply

On/Off & 0-10V/DALI/Casambi Integrated. LED Driver, 96W 24V Non-Dimmable	Remote Power Supply LED Driver, 60W 24V, ELV
<p>Part Number:</p> <p>LEDSB96W24V-NDM-D1</p>  <p>*Please consult factory for full drivers information</p>	<p>Part Number:</p> <p>LEDSB60W24V-TRI-Y1</p>  <p>*Please consult factory for full drivers information</p>

The Glowing Track 360 Suspension Required Accessories

LED lighting system designed to fit any context

Required Accessories - Ceiling Mounted Power Supply

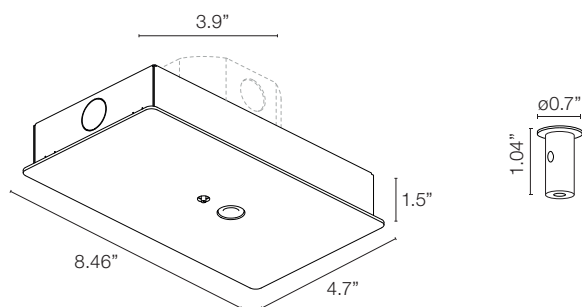
Ceiling Mounted Power Supply Box

Compatible with On/Off/1-10V/DALI/Casambi Integrated Light profiles

LED Driver, 96W 24V Non-Dimmable

Part Number:

- ☐ 08.1068.14
- ☒ 08.1068.40

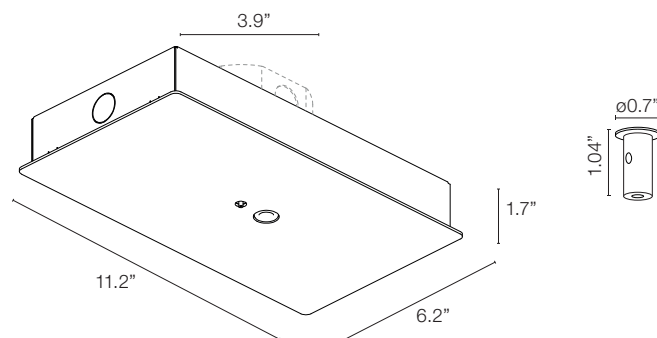


Ceiling Mounted Power Supply Box

Compatible with Phase Cut Light Profile

Part Number:

- ☐ 08.1069.14
- ☒ 08.1069.40



The Glowing Track Blind Suspension

LED lighting system designed to fit any context

The Glowing Track Blind Suspension



How to specify: 06.2600.40

Length	Part Number	Finish	Control	Variant
47.2" (1200 mm)	06.2660	<input type="checkbox"/> 40 = White <input checked="" type="checkbox"/> 14 = Black <input type="checkbox"/> ER = Brushed Steel <input type="checkbox"/> ES = Brushed Bronze	Dimmable	.90
70.8" (1800 mm)	06.2662			
94.4" (2400 mm)	06.2664			
47.2" (1200 mm)	06.2661	<input type="checkbox"/> 40 = White <input checked="" type="checkbox"/> 14 = Black <input type="checkbox"/> ER = Brushed Steel <input type="checkbox"/> ES = Brushed Bronze	Non Dimmable	.90
70.8" (1800 mm)	06.2663			
94.4" (2400 mm)	06.2665			

Suspension wire color and thickness

- Dimmable - Transparent, .15" thick
- Non Dimmable - White wire for white profile, black wire for all other finishes, .25" thick

The Glowing Track Blind Suspension Required Accessories

LED lighting system designed to fit any context

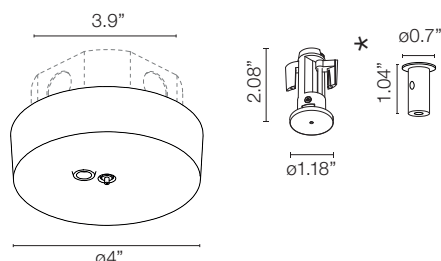
Required Accessories - Remote Power Supply

Step 1: Select a Canopy

Surface Canopy

Part Number:

- ☐ 08.1063.14
☒ 08.1063.40



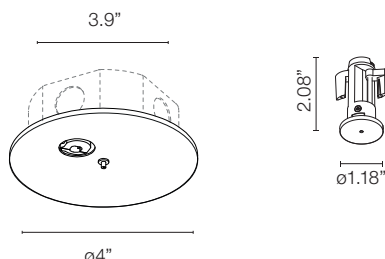
Junction box is not included with regular size surface canopy and is supplied by contractor - 3.9" electrical jbox should be what we show in the dashed drawing by others.

*Choose the right mounting kit (recessed or surface) according to ceiling conditions.

Recessed Cover Plate

Part Number:

- ☐ 08.1064.14
☒ 08.1064.40

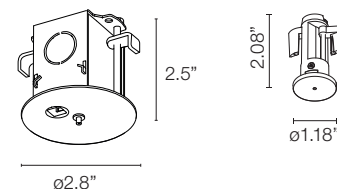


Junction box is not included with recessed canopy plate, provided by others.

Mini Recessed Canopy

Part Number:

- ☐ 08.1065.14
☒ 08.1065.40




Junction box included

Step 2: Select the Power supply

On/Off & 0-10V/DALI/Casambi Integrated.
 LED Driver, 96W 24V Non-Dimmable

Part Number:

LEDSB96W24V-NDM-D1



*Please consult factory for full drivers information

The Glowing Track Blind Suspension Required Accessories

LED lighting system designed to fit any context

Required Accessories - Ceiling Mounted Power Supply

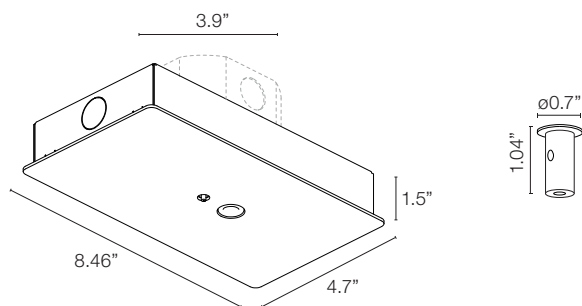
Ceiling Mounted Power Supply Box

Compatible with On/Off/1-10V/DALI/Casambi Integrated Light profiles

LED Driver, 96W 24V Non-Dimmable

Part Number:

- ☐ 08.1068.14
- ☒ 08.1068.40

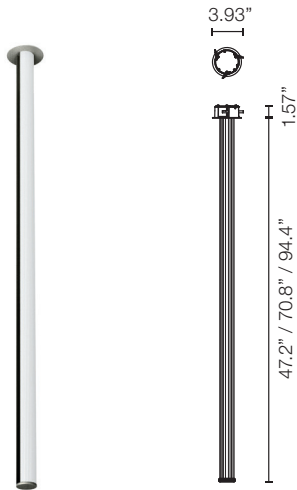


The Glowing Track Vertical

LED lighting system designed to fit any context

Coming Soon

The Glowing Track Vertical



How to specify: 05.4630.40.DA

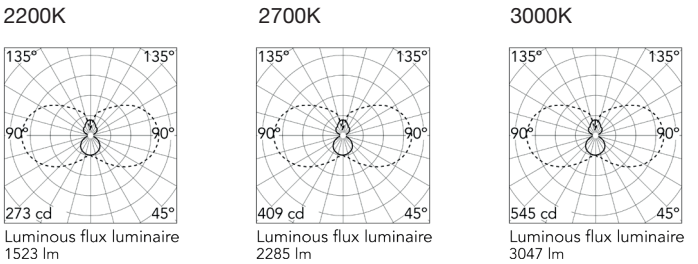
Length	CRI	CCT	Initial Lumens	Delivered Lumens	Watts	Part Number	Finish	Dimming Protocol
47.2" (1200 mm)	90	2200 K	2464 lm	1523 lm	24.8W	05.4630	<div> <div>40 = White</div> <div>14 = Black</div> <div>ER = Brushed Steel</div> <div>ES = Brushed Bronze</div> </div>	DA = DALI CB = Casambi 1V = 1-10V QF = Phase Cut
		2700 K	2824 lm	2285 lm		05.4632		
		3000 K	2968 lm	3047 lm		05.4634		
70.8" (1800 mm)	90	2200 K	3639 lm	1746 lm	37.2W	05.4530	<div> <div>40 = White</div> <div>14 = Black</div> <div>ER = Brushed Steel</div> <div>ES = Brushed Bronze</div> </div>	DA = DALI CB = Casambi 1V = 1-10V QF = Phase Cut
		2700 K	4236 lm	2619 lm		05.4532		
		3000 K	4452 lm	3492 lm		05.4534		
94.4" (2400 mm)	90	2200 K	4928 lm	1834 lm	49.6W	05.4531	<div> <div>40 = White</div> <div>14 = Black</div> <div>ER = Brushed Steel</div> <div>ES = Brushed Bronze</div> </div>	DA = DALI CB = Casambi 1V = 1-10V QF = Phase Cut
		2700 K	5648 lm	2752 lm		05.4533		
		3000 K	5936 lm	3670 lm		05.4535		

The Glowing Track Vertical

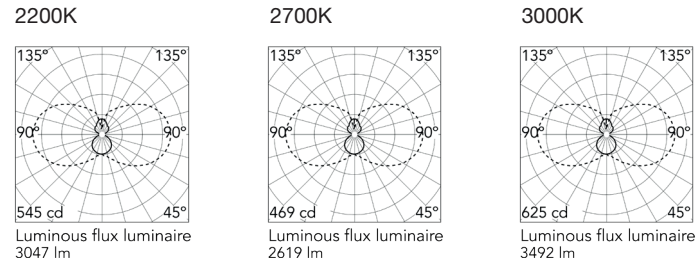
LED lighting system designed to fit any context

Coming Soon

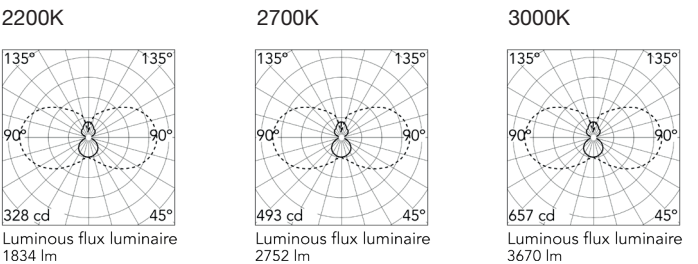
Photometrics The Glowing Track Vertical 47.2" (1200mm)



Photometrics The Glowing Track Vertical 70.8" (1800mm)



Photometrics The Glowing Track Vertical 94.4" (2400mm)

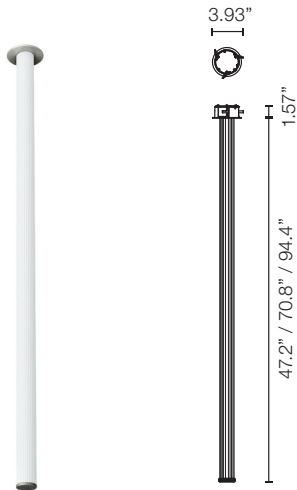


The Glowing Track 360 Vertical

LED lighting system designed to fit any context

Coming Soon

The Glowing Track 360 Vertical



How to specify: 05.4680.40.DA

Length	CRI	CCT	Initial Lumens	Delivered Lumens	Watts	Part Number	Finish	Dimming Protocol
47.2" (1200 mm)	90	2200 K	2464 lm	1768 lm	24.8W	05.4680	<div> <div></div> 40 = White <div></div> 14 = Black <div></div> ER = Brushed Steel <div></div> ES = Brushed Bronze </div>	DA = DALI CB = Casambi 1V = 1-10V QF = Phase Cut
		2700 K	2824 lm	2652 lm		05.4682		
		3000 K	2968 lm	3536 lm		05.4684		
70.8" (1800 mm)	90	2200 K	3639 lm	2026 lm	37.2W	05.4580	<div> <div></div> 40 = White <div></div> 14 = Black <div></div> ER = Brushed Steel <div></div> ES = Brushed Bronze </div>	DA = DALI CB = Casambi 1V = 1-10V QF = Phase Cut
		2700 K	4236 lm	3040 lm		05.4582		
		3000 K	4452 lm	4053 lm		05.4584		
94.4" (2400 mm)	90	2200 K	4928 lm	2130 lm	49.6W	05.4581	<div> <div></div> 40 = White <div></div> 14 = Black <div></div> ER = Brushed Steel <div></div> ES = Brushed Bronze </div>	DA = DALI CB = Casambi 1V = 1-10V QF = Phase Cut
		2700 K	5648 lm	3195 lm		05.4583		
		3000 K	5936 lm	4260 lm		05.4585		

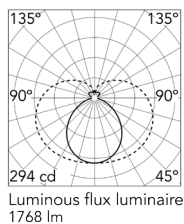
The Glowing Track 360 Vertical

LED lighting system designed to fit any context

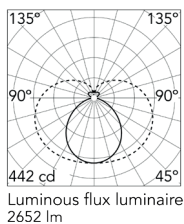
Coming Soon

Photometrics The Glowing Track Vertical 360 47.2" (1200mm)

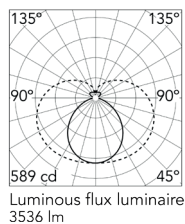
2200K



2700K

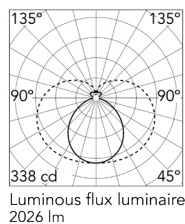


3000K

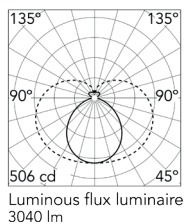


Photometrics The Glowing Track Vertical 360 70.8" (1800mm)

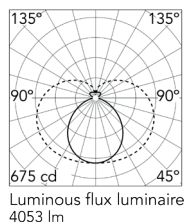
2200K



2700K

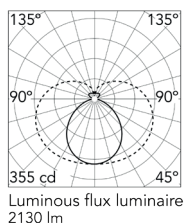


3000K

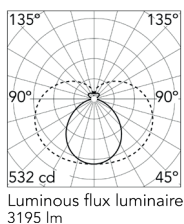


Photometrics The Glowing Track 360 Vertical 94.4" (2400mm)

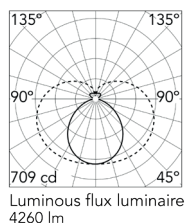
2200K



2700K



3000K

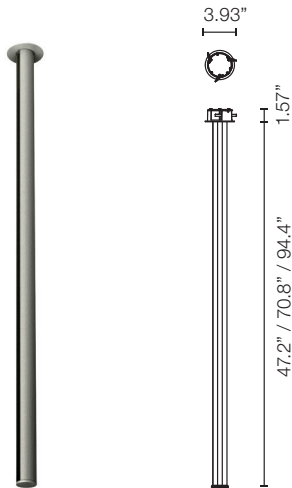


The Glowing Track Blind Suspension

LED lighting system designed to fit any context

Coming Soon

The Glowing Track Blind Vertical



How to specify: 06.2678.40			
Length	Part Number	Finish	Dimming Protocol
47.2" (1200 mm)	06.2678	<input type="checkbox"/> 40 = White <input checked="" type="checkbox"/> 14 = Black <input type="checkbox"/> ER = Brushed Steel <input type="checkbox"/> ES = Brushed Bronze	DALI
70.8" (1800 mm)	06.2680		
94.4" (2400 mm)	06.2682		
47.2" (1200 mm)	06.2679	<input type="checkbox"/> 40 = White <input checked="" type="checkbox"/> 14 = Black <input type="checkbox"/> ER = Brushed Steel <input type="checkbox"/> ES = Brushed Bronze	Casambi
70.8" (1800 mm)	06.2681		
94.4" (2400 mm)	06.2683		

The Glowing Track Vertical Required Accessories

Coming Soon

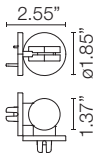
LED lighting system designed to fit any context

Optional Accessories

Corner Joint 2
90° corner connector used to join components in the horizontal and vertical plane.

Part Number:

- ☐ 08.1206.14
- ☒ 08.1206.40
- ☐ 08.1206.ER
- ☐ 08.1206.ES



Required Driver

On/Off & 0-10V/DALI/Casambi Integrated.
LED Driver, 96W 24V Non-Dimmable

Part Number:

LEDSB96W24V-NDM-D1



*Please consult factory for full drivers information

The Glowing Track Suspension

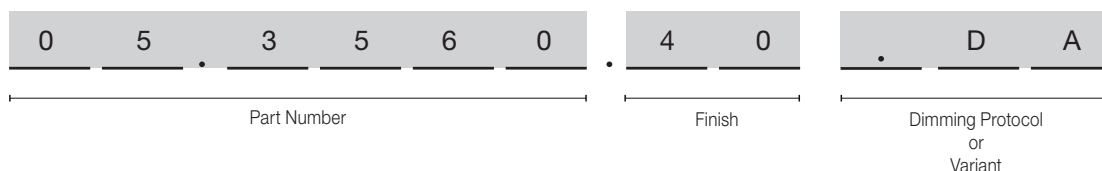
Light Modules

The Glowing Track Suspension - Light Modules

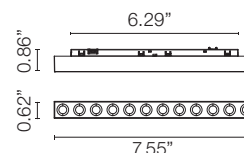
LED lighting system designed to fit any context

LIGHT MODULES

How to order



Multi Spot Mini

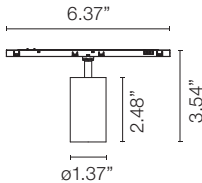


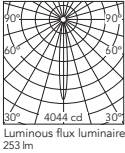
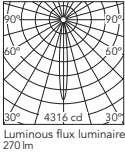
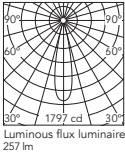
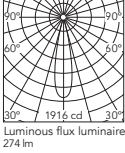
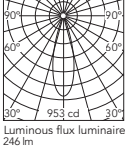
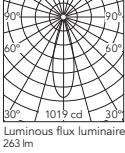
CCT	CRI	Initial Lumens	Delivered Lumens	Watts	Optic	Part Number	Finish	Dimming Protocol	Photometric
2700 K	90	636 lm	408 lm	7W	Spot	05.3560	<div> <div>40 = White</div> <div>14 = Black</div> <div>ER = Brushed Steel</div> <div>ES = Brushed Bronze</div> </div>	A = Non Dimable .DA = DALI .1V = 1-10V	
3000 K	90	762 lm	415 lm			05.3561			
2700 K	90	636 lm	433 lm	7W	Medium	05.3562	<div> <div>40 = White</div> <div>14 = Black</div> <div>ER = Brushed Steel</div> <div>ES = Brushed Bronze</div> </div>	A = Non Dimable .DA = DALI .1V = 1-10V	
3000 K	90	762 lm	440 lm			05.3563			
2700 K	90	636 lm	401 lm	7W	Flood	05.3564	<div> <div>40 = White</div> <div>14 = Black</div> <div>ER = Brushed Steel</div> <div>ES = Brushed Bronze</div> </div>	A = Non Dimable .DA = DALI .1V = 1-10V	
3000 K	90	762 lm	408 lm			05.3565			

The Glowing Track Suspension - Light Modules

LED lighting system designed to fit any context

Light Shadow Spot 30



CCT	CRI	Initial Lumens	Delivered Lumens	Watts	Beam Spread	Part Number	Finish	Dimming Protocol	Photometric
2700 K	90	298 lm	253 lm	4.7W	Spot	05.5170	40 = White 14 = Black ER = Brushed Steel ES = Brushed Bronze	A = Non Dimable ADA = DALI A1V = 1-10V	
3000 K	90	318 lm	270 lm			05.5175			
2700 K	90	298 lm	257 lm	4.7W	Medium	05.5171	40 = White 14 = Black ER = Brushed Steel ES = Brushed Bronze	A = Non Dimable ADA = DALI A1V = 1-10V	
3000 K	90	318 lm	274 lm			05.5176			
2700 K	90	298 lm	246 lm	4.7W	Flood	05.5172	40 = White 14 = Black ER = Brushed Steel ES = Brushed Bronze	A = Non Dimable ADA = DALI A1V = 1-10V	
3000 K	90	318 lm	263 lm			05.5177			

The Glowing Track Suspension - Light Modules

LED lighting system designed to fit any context

Light Shadow Spot 30

Product images and dimensions (6.37", 2.48", 3.54", ø1.37").

CCT	CRI	Initial Lumens	Delivered Lumens	Watts	Beam Spread	Part Number	Finish	Dimming Protocol	Photometric
2700 K	90	298 lm	246 lm	4.7W	Wide Flood	05.5173	40 = White 14 = Black ER = Brushed Steel ES = Brushed Bronze	A = Non Dimable ADA = DALI A1V = 1-10V	Photometric diagrams and beam angle data (43°).
3000 K	90	318 lm	262 lm			05.5178			

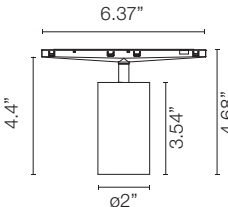
Accessories

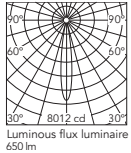
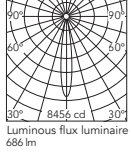
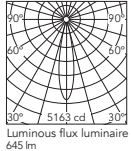
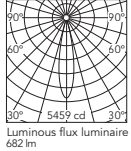
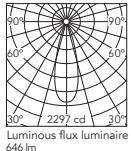
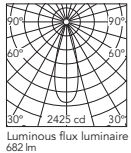
Honeycomb	Dichroic CCT Filter
Part Number: 08.0790.00	Part Number: Increase: 2700K >> 3125±75K, 3000K >> 3600±75K Decrease: 2700K >> 2450±75K, 3000K >> 2700±75K 08.0791.00 08.0792.00

The Glowing Track Suspension - Light Modules

LED lighting system designed to fit any context

Light Shadow Spot 45






CCT	CRI	Initial Lumens	Delivered Lumens	Watts	Beam Spread	Part Number	Finish	Dimming Protocol	Photometric																		
2700 K	90	799 lm	650 lm	11W	Spot	05.5180	<div><div><div></div></div> 40 = White</div> <div><div></div></div> 14 = Black	Non Dimable .DA = DALI .1V = 1-10V	<div><div>Beam Angle: 15°<table><thead><tr><th>h(m)</th><th>E(lx)</th><th>D(m)</th></tr></thead><tbody><tr><td>1</td><td>8012</td><td>0.27</td></tr><tr><td>2</td><td>2003</td><td>0.54</td></tr><tr><td>3</td><td>890</td><td>0.80</td></tr><tr><td>4</td><td>501</td><td>1.07</td></tr><tr><td>5</td><td>320</td><td>1.34</td></tr></tbody></table>Luminous flux luminaire 8012 lm</div></div>	h(m)	E(lx)	D(m)	1	8012	0.27	2	2003	0.54	3	890	0.80	4	501	1.07	5	320	1.34
h(m)	E(lx)	D(m)																									
1	8012	0.27																									
2	2003	0.54																									
3	890	0.80																									
4	501	1.07																									
5	320	1.34																									
3000 K	90	844 lm	686 lm	05.5185	<div><div><div></div></div> ER = Brushed Steel</div> <div><div></div></div> ES = Brushed Bronze	<div><div>Beam Angle: 15°<table><thead><tr><th>h(m)</th><th>E(lx)</th><th>D(m)</th></tr></thead><tbody><tr><td>1</td><td>8456</td><td>0.27</td></tr><tr><td>2</td><td>2114</td><td>0.54</td></tr><tr><td>3</td><td>940</td><td>0.80</td></tr><tr><td>4</td><td>528</td><td>1.07</td></tr><tr><td>5</td><td>338</td><td>1.34</td></tr></tbody></table>Luminous flux luminaire 8456 lm</div></div>	h(m)	E(lx)	D(m)	1	8456	0.27	2	2114	0.54	3	940	0.80	4	528	1.07	5	338	1.34			
h(m)	E(lx)	D(m)																									
1	8456	0.27																									
2	2114	0.54																									
3	940	0.80																									
4	528	1.07																									
5	338	1.34																									
2700 K	90	799 lm	645 lm	11W	Medium	05.5181	<div><div><div></div></div> 40 = White</div> <div><div></div></div> 14 = Black	Non Dimable .DA = DALI .1V = 1-10V	<div><div>Beam Angle: 21°<table><thead><tr><th>h(m)</th><th>E(lx)</th><th>D(m)</th></tr></thead><tbody><tr><td>1</td><td>5163</td><td>0.36</td></tr><tr><td>2</td><td>1291</td><td>0.73</td></tr><tr><td>3</td><td>574</td><td>1.09</td></tr><tr><td>4</td><td>323</td><td>1.46</td></tr><tr><td>5</td><td>207</td><td>1.82</td></tr></tbody></table>Luminous flux luminaire 5163 lm</div></div>	h(m)	E(lx)	D(m)	1	5163	0.36	2	1291	0.73	3	574	1.09	4	323	1.46	5	207	1.82
h(m)	E(lx)	D(m)																									
1	5163	0.36																									
2	1291	0.73																									
3	574	1.09																									
4	323	1.46																									
5	207	1.82																									
3000 K	90	844 lm	682 lm	05.5186	<div><div><div></div></div> ER = Brushed Steel</div> <div><div></div></div> ES = Brushed Bronze	<div><div>Beam Angle: 21°<table><thead><tr><th>h(m)</th><th>E(lx)</th><th>D(m)</th></tr></thead><tbody><tr><td>1</td><td>5459</td><td>0.36</td></tr><tr><td>2</td><td>1365</td><td>0.73</td></tr><tr><td>3</td><td>607</td><td>1.09</td></tr><tr><td>4</td><td>341</td><td>1.46</td></tr><tr><td>5</td><td>218</td><td>1.82</td></tr></tbody></table>Luminous flux luminaire 5459 lm</div></div>	h(m)	E(lx)	D(m)	1	5459	0.36	2	1365	0.73	3	607	1.09	4	341	1.46	5	218	1.82			
h(m)	E(lx)	D(m)																									
1	5459	0.36																									
2	1365	0.73																									
3	607	1.09																									
4	341	1.46																									
5	218	1.82																									
2700 K	90	799 lm	646 lm	11W	Flood	05.5182	<div><div><div></div></div> 40 = White</div> <div><div></div></div> 14 = Black	Non Dimable .DA = DALI .1V = 1-10V	<div><div>Beam Angle: 31°<table><thead><tr><th>h(m)</th><th>E(lx)</th><th>D(m)</th></tr></thead><tbody><tr><td>1</td><td>2296</td><td>0.56</td></tr><tr><td>2</td><td>574</td><td>1.11</td></tr><tr><td>3</td><td>255</td><td>1.67</td></tr><tr><td>4</td><td>144</td><td>2.22</td></tr><tr><td>5</td><td>92</td><td>2.78</td></tr></tbody></table>Luminous flux luminaire 2297 lm</div></div>	h(m)	E(lx)	D(m)	1	2296	0.56	2	574	1.11	3	255	1.67	4	144	2.22	5	92	2.78
h(m)	E(lx)	D(m)																									
1	2296	0.56																									
2	574	1.11																									
3	255	1.67																									
4	144	2.22																									
5	92	2.78																									
3000 K	90	844 lm	682 lm	05.5187	<div><div><div></div></div> ER = Brushed Steel</div> <div><div></div></div> ES = Brushed Bronze	<div><div>Beam Angle: 31°<table><thead><tr><th>h(m)</th><th>E(lx)</th><th>D(m)</th></tr></thead><tbody><tr><td>1</td><td>2424</td><td>0.56</td></tr><tr><td>2</td><td>606</td><td>1.11</td></tr><tr><td>3</td><td>269</td><td>1.67</td></tr><tr><td>4</td><td>152</td><td>2.22</td></tr><tr><td>5</td><td>97</td><td>2.78</td></tr></tbody></table>Luminous flux luminaire 2425 lm</div></div>	h(m)	E(lx)	D(m)	1	2424	0.56	2	606	1.11	3	269	1.67	4	152	2.22	5	97	2.78			
h(m)	E(lx)	D(m)																									
1	2424	0.56																									
2	606	1.11																									
3	269	1.67																									
4	152	2.22																									
5	97	2.78																									

The Glowing Track Suspension - Light Modules

LED lighting system designed to fit any context

Light Shadow Spot 45

Accessories

Honeycomb	Dichroic CCT Filter	
Part Number: 08.0793.00	Part Number: <div><div>Increase 2700K >> 3125±75K 3000K >> 3600±75K 08.0794.00</div><div>Decrease 2700K >> 2450±75K 3000K >> 2700±75K 08.0795.00</div></div>	
	 	

The Glowing Track Suspension - Light Modules

LED lighting system designed to fit any context

Find Me 0 by Jorge Herrera

No Dim / Casambi



CCT	CRI	Initial Lumens	Delivered Lumens	Watts	Beam Spread	Part Number	Finish	Dimming Protocol	Photometric
2700 K	90	276 lm	169 lm	3.5W	Spot	05.5100	40 = White 14 = Black ER = Brushed Steel ES = Brushed Bronze	Non Dimable .CB = Casambi .DA = DALI .1V = 1-10V	
3000 K	90	302 lm	183 lm			05.5105			
2700 K	90	276 lm	179 lm	3.5W	Medium	05.5101	40 = White 14 = Black ER = Brushed Steel ES = Brushed Bronze	Non Dimable .CB = Casambi .DA = DALI .1V = 1-10V	
3000 K	90	302 lm	194 lm			05.5106			

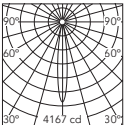
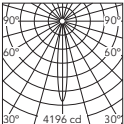
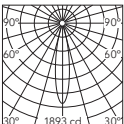
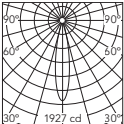
The Glowing Track Suspension - Light Modules

LED lighting system designed to fit any context

Find Me 1 by Jorge Herrera

No Dim / Casambi



CCT	CRI	Initial Lumens	Delivered Lumens	Watts	Beam Spread	Part Number	Finish	Dimming Protocol	Photometric
2700 K	90	432 lm	309 lm	5.5W	Spot	05.5110	<div><div>40 = White</div><div>14 = Black</div><div>ER = Brushed Steel</div><div>ES = Brushed Bronze</div></div>	Non Dimable .CB = Casambi .DA = DALI .1V = 1-10V	<div><div></div><div>Beam Angle: 14° h(m) E(lx) D(m) 1 4167 0.24 2 1042 0.48 3 463 0.72 4 260 0.95 5 167 1.19</div><div>Luminous flux luminaire 309 lm</div></div>
3000 K	90	446 lm	314 lm			05.5115			<div><div></div><div>Beam Angle: 14° h(m) E(lx) D(m) 1 4196 0.24 2 1049 0.49 3 466 0.73 4 262 0.97 5 168 1.21</div><div>Luminous flux luminaire 314 lm</div></div>
2700 K	90	432 lm	284 lm	5.5W	Medium	05.5111	<div><div>40 = White</div><div>14 = Black</div><div>ER = Brushed Steel</div><div>ES = Brushed Bronze</div></div>	Non Dimable .CB = Casambi .DA = DALI .1V = 1-10V	<div><div></div><div>Beam Angle: 20° h(m) E(lx) D(m) 1 1893 0.35 2 473 0.70 3 210 1.06 4 118 1.41 5 76 1.76</div><div>Luminous flux luminaire 284 lm</div></div>
3000 K	90	446 lm	289 lm			05.5116			<div><div></div><div>Beam Angle: 20° h(m) E(lx) D(m) 1 1927 0.35 2 482 0.70 3 214 1.06 4 120 1.41 5 77 1.76</div><div>Luminous flux luminaire 289 lm</div></div>

The Glowing Track Suspension - Light Modules

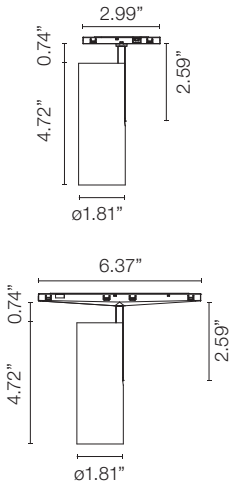
LED lighting system designed to fit any context

Find Me 2 by Jorge Herrera

No Dim / Casambi



DALI



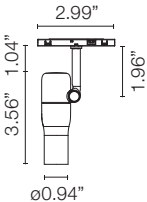
CCT	CRI	Initial Lumens	Delivered Lumens	Watts	Beam Spread	Part Number	Finish	Dimming Protocol	Photometric
2700 K	90	724 lm	479 lm	10.5W	Spot	05.5120	40 = White 14 = Black ER = Brushed Steel ES = Brushed Bronze	Non Dimable .CB = Casambi .DA = DALI .1V = 1-10V	
3000 K	90	781 lm	531 lm			05.5125			
2700 K	90	724 lm	441 lm	10.5W	Medium	05.5121	40 = White 14 = Black ER = Brushed Steel ES = Brushed Bronze	Non Dimable .CB = Casambi .DA = DALI .1V = 1-10V	
3000 K	90	781 lm	489 lm			05.5126			

The Glowing Track Suspension - Light Modules

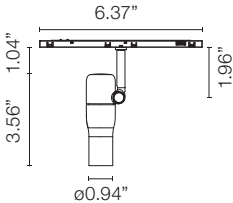
LED lighting system designed to fit any context

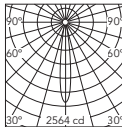
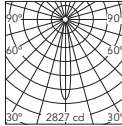
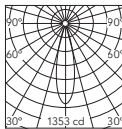
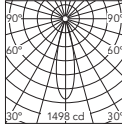
Atom 90 by Piero Lissoni

No Dim / Casambi



DALI



CCT	CRI	Initial Lumens	Delivered Lumens	Watts	Beam Spread	Part Number	Finish	Dimming Protocol	Photometric																		
2700 K	90	432 lm	224 lm	5.5W	Spot	05.5140	<div><div><div></div></div> 40 = White</div> <div><div></div></div> 14 = Black	Non Dimable .CB = Casambi .DA = DALI .1V = 1-10V	<div><div>Beam Angle: 14°<table><thead><tr><th>h(m)</th><th>E(lx)</th><th>D(m)</th></tr></thead><tbody><tr><td>1</td><td>2564</td><td>0.25</td></tr><tr><td>2</td><td>641</td><td>0.51</td></tr><tr><td>3</td><td>285</td><td>0.76</td></tr><tr><td>4</td><td>160</td><td>1.02</td></tr><tr><td>5</td><td>103</td><td>1.27</td></tr></tbody></table>Luminous flux luminaire 224 lm</div></div>	h(m)	E(lx)	D(m)	1	2564	0.25	2	641	0.51	3	285	0.76	4	160	1.02	5	103	1.27
h(m)	E(lx)	D(m)																									
1	2564	0.25																									
2	641	0.51																									
3	285	0.76																									
4	160	1.02																									
5	103	1.27																									
3000 K	90	446 lm	247 lm	05.5145	<div><div><div></div></div> ER = Brushed Steel</div> <div><div></div></div> ES = Brushed Bronze	<div><div>Beam Angle: 14°<table><thead><tr><th>h(m)</th><th>E(lx)</th><th>D(m)</th></tr></thead><tbody><tr><td>1</td><td>2827</td><td>0.25</td></tr><tr><td>2</td><td>707</td><td>0.51</td></tr><tr><td>3</td><td>314</td><td>0.76</td></tr><tr><td>4</td><td>177</td><td>1.02</td></tr><tr><td>5</td><td>113</td><td>1.27</td></tr></tbody></table>Luminous flux luminaire 247 lm</div></div>	h(m)	E(lx)	D(m)	1	2827	0.25	2	707	0.51	3	314	0.76	4	177	1.02	5	113	1.27			
h(m)	E(lx)	D(m)																									
1	2827	0.25																									
2	707	0.51																									
3	314	0.76																									
4	177	1.02																									
5	113	1.27																									
2700 K	90	432 lm	261 lm	5.5W	Medium	05.5141	<div><div><div></div></div> 40 = White</div> <div><div></div></div> 14 = Black	Non Dimable .CB = Casambi .DA = DALI .1V = 1-10V	<div><div>Beam Angle: 25°<table><thead><tr><th>h(m)</th><th>E(lx)</th><th>D(m)</th></tr></thead><tbody><tr><td>1</td><td>1353</td><td>0.45</td></tr><tr><td>2</td><td>338</td><td>0.89</td></tr><tr><td>3</td><td>150</td><td>1.34</td></tr><tr><td>4</td><td>85</td><td>1.79</td></tr><tr><td>5</td><td>54</td><td>2.23</td></tr></tbody></table>Luminous flux luminaire 261 lm</div></div>	h(m)	E(lx)	D(m)	1	1353	0.45	2	338	0.89	3	150	1.34	4	85	1.79	5	54	2.23
h(m)	E(lx)	D(m)																									
1	1353	0.45																									
2	338	0.89																									
3	150	1.34																									
4	85	1.79																									
5	54	2.23																									
3000 K	90	446 lm	289 lm	05.5146	<div><div><div></div></div> ES = Brushed Bronze</div>	<div><div>Beam Angle: 25°<table><thead><tr><th>h(m)</th><th>E(lx)</th><th>D(m)</th></tr></thead><tbody><tr><td>1</td><td>1498</td><td>0.45</td></tr><tr><td>2</td><td>375</td><td>0.89</td></tr><tr><td>3</td><td>166</td><td>1.34</td></tr><tr><td>4</td><td>94</td><td>1.79</td></tr><tr><td>5</td><td>60</td><td>2.23</td></tr></tbody></table>Luminous flux luminaire 289 lm</div></div>	h(m)	E(lx)	D(m)	1	1498	0.45	2	375	0.89	3	166	1.34	4	94	1.79	5	60	2.23			
h(m)	E(lx)	D(m)																									
1	1498	0.45																									
2	375	0.89																									
3	166	1.34																									
4	94	1.79																									
5	60	2.23																									

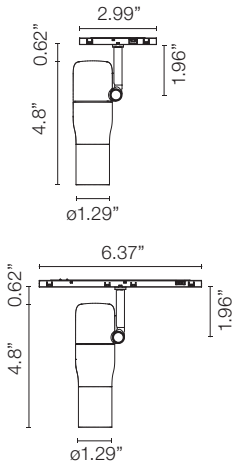
The Glowing Track Suspension - Light Modules

LED lighting system designed to fit any context

Atom 120 by Piero Lissoni

No Dim / Casambi

DALI



CCT	CRI	Initial Lumens	Delivered Lumens	Watts	Beam Spread	Part Number	Finish	Dimming Protocol	Photometric																		
2700 K	90	600 lm	433 lm	8W	Spot	05.5150	<div><div><div></div>40 = White</div><div><div></div>14 = Black</div><div><div></div>ER = Brushed Steel</div><div><div></div>ES = Brushed Bronze</div></div>	Non Dimable .CB = Casambi .DA = DALI .1V = 1-10V	<div><div>Beam Angle: 14°<table><thead><tr><th>h(m)</th><th>E(lx)</th><th>D(m)</th></tr></thead><tbody><tr><td>1</td><td>5839</td><td>0.24</td></tr><tr><td>2</td><td>1460</td><td>0.48</td></tr><tr><td>3</td><td>649</td><td>0.72</td></tr><tr><td>4</td><td>365</td><td>0.95</td></tr><tr><td>5</td><td>234</td><td>1.19</td></tr></tbody></table></div><div>Luminous flux luminaire 433 lm</div></div>	h(m)	E(lx)	D(m)	1	5839	0.24	2	1460	0.48	3	649	0.72	4	365	0.95	5	234	1.19
h(m)	E(lx)	D(m)																									
1	5839	0.24																									
2	1460	0.48																									
3	649	0.72																									
4	365	0.95																									
5	234	1.19																									
3000 K	90	648 lm	440 lm	05.5155	<div><div>Beam Angle: 14°<table><thead><tr><th>h(m)</th><th>E(lx)</th><th>D(m)</th></tr></thead><tbody><tr><td>1</td><td>5879</td><td>0.24</td></tr><tr><td>2</td><td>1470</td><td>0.49</td></tr><tr><td>3</td><td>653</td><td>0.73</td></tr><tr><td>4</td><td>367</td><td>0.97</td></tr><tr><td>5</td><td>235</td><td>1.21</td></tr></tbody></table></div><div>Luminous flux luminaire 440 lm</div></div>	h(m)	E(lx)	D(m)	1	5879	0.24	2	1470	0.49	3	653	0.73	4	367	0.97	5	235	1.21				
h(m)	E(lx)	D(m)																									
1	5879	0.24																									
2	1470	0.49																									
3	653	0.73																									
4	367	0.97																									
5	235	1.21																									
2700 K	90	600 lm	364 lm	8W	Medium	05.5151	<div><div><div></div>40 = White</div><div><div></div>14 = Black</div><div><div></div>ER = Brushed Steel</div><div><div></div>ES = Brushed Bronze</div></div>	Non Dimable .CB = Casambi .DA = DALI .1V = 1-10V	<div><div>Beam Angle: 20°<table><thead><tr><th>h(m)</th><th>E(lx)</th><th>D(m)</th></tr></thead><tbody><tr><td>1</td><td>2557</td><td>0.35</td></tr><tr><td>2</td><td>639</td><td>0.70</td></tr><tr><td>3</td><td>284</td><td>1.06</td></tr><tr><td>4</td><td>160</td><td>1.41</td></tr><tr><td>5</td><td>102</td><td>1.76</td></tr></tbody></table></div><div>Luminous flux luminaire 364 lm</div></div>	h(m)	E(lx)	D(m)	1	2557	0.35	2	639	0.70	3	284	1.06	4	160	1.41	5	102	1.76
h(m)	E(lx)	D(m)																									
1	2557	0.35																									
2	639	0.70																									
3	284	1.06																									
4	160	1.41																									
5	102	1.76																									
3000 K	90	648 lm	373 lm	05.5156	<div><div>Beam Angle: 20°<table><thead><tr><th>h(m)</th><th>E(lx)</th><th>D(m)</th></tr></thead><tbody><tr><td>1</td><td>2621</td><td>0.35</td></tr><tr><td>2</td><td>655</td><td>0.70</td></tr><tr><td>3</td><td>291</td><td>1.06</td></tr><tr><td>4</td><td>164</td><td>1.41</td></tr><tr><td>5</td><td>105</td><td>1.76</td></tr></tbody></table></div><div>Luminous flux luminaire 373 lm</div></div>	h(m)	E(lx)	D(m)	1	2621	0.35	2	655	0.70	3	291	1.06	4	164	1.41	5	105	1.76				
h(m)	E(lx)	D(m)																									
1	2621	0.35																									
2	655	0.70																									
3	291	1.06																									
4	164	1.41																									
5	105	1.76																									