



aura

User Guide

Table of Contents

1	Getting Started	7	Timeline
2	Hardware Overview	8	Settings
3	Homescreen Overview	9	Aura Web Dashboard
4	Scenes	10	Automation
5	Motion	11	Support
6	Members		

Getting Started



1. Take your devices out of the Starter Kit and any Accessory Beacon boxes.

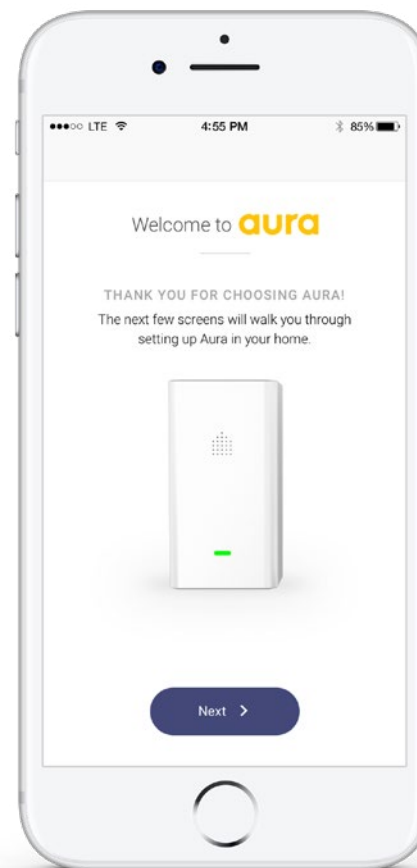
DO NOT REMOVE STICKERS.

2. Launch the app and create an account or enter your login details.

To get the mobile app, visit
aurahome.com/app



3. Use the Aura Placement Card provided in the box to help during setup and remove stickers as each device is paired.



Smartphone Requirements

Your smartphone must be running iOS v9.3 or Android v4.4 or higher.

WiFi Network Requirements





- WiFi broadcasting at 2.4GHz or 5.8GHz (802.11 b/g/n)
- Your network name is not hidden (SSID)

Hardware Overview

The Hub and Beacon(s) look the same, but run separate software.

LED INDICATOR

What do the colours mean?

- 
Breathing Purple
 Device is booting up
- 
Flashing Purple
 Device is ready to pair
- 
Solid Green
 Device is setup and paired
- 
Flashing Orange
 Firmware is updating

DIMENSIONS

- Depth** 1.6 in / 41 mm
- Width** 2.2 in / 57 mm
- Height** 3.9 in / 100 mm
- Weight** 155 g / 5.5 oz

ELECTRICAL INPUT

110 - 240 VAC (50-60Hz)



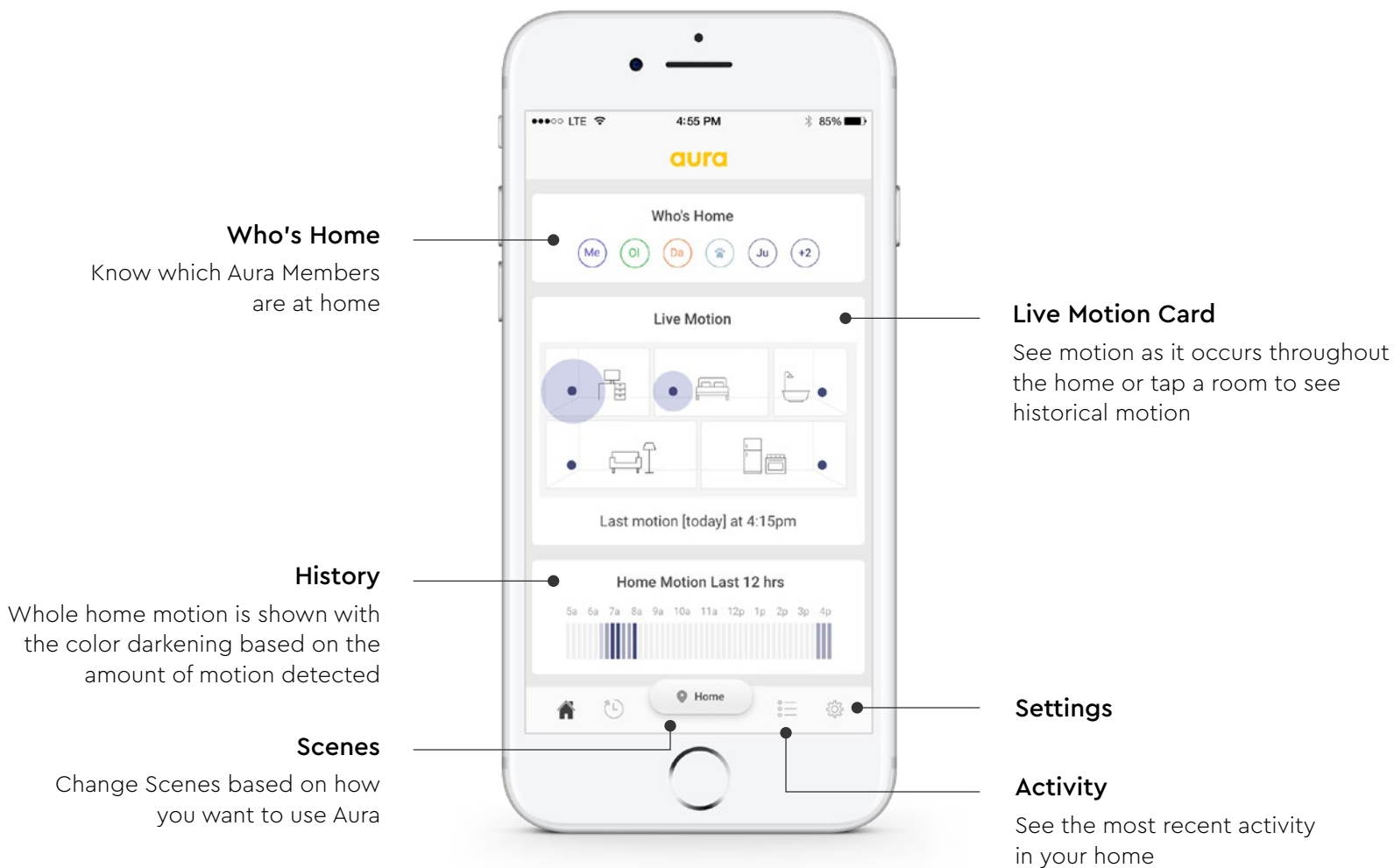
LED Indicator



Reset button

Homescreen Overview

This is the primary view of the Aura app.



Scenes



Home

Use when you are home, can be alerted of members coming and going but not notified of movement



Night

Use while sleeping, activate alerts for specific Beacons (ie. if bedrooms are on the second floor, only motion detected on the first floor will trigger an alert)



Away

Use when you are away, sends alerts to your smartphone if motion is detected and using pet learning technology will let you know if it's a pet - can be activated automatically when no Members are detected



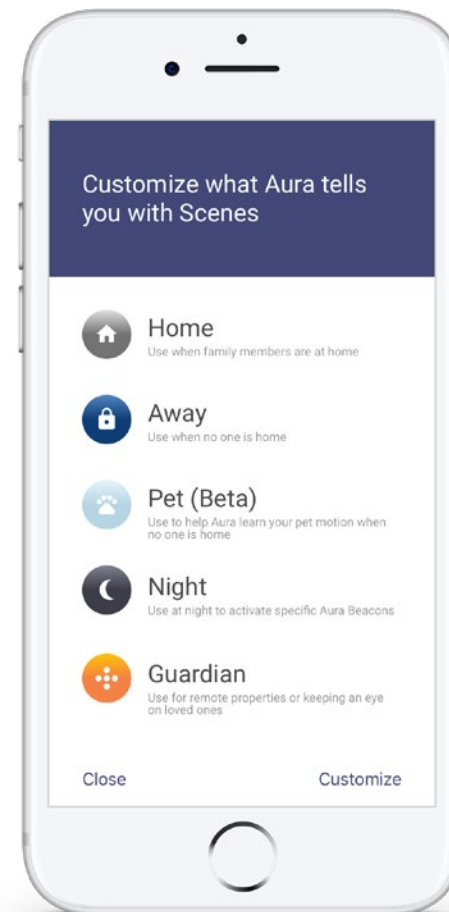
Pet

Use while you are away but your pet is home, receive a summary of your pet's movement once you arrive home, but notified of human movement



Guardian

Use for remote properties and monitoring loved ones, be notified of excessive motion in the home (ie. party) or if there has been no motion for more than 2 hours



Auto Away (enable in Settings)

Aura will automatically switch to Away when no Members are present and to Home when Members arrive.

Manual (default)

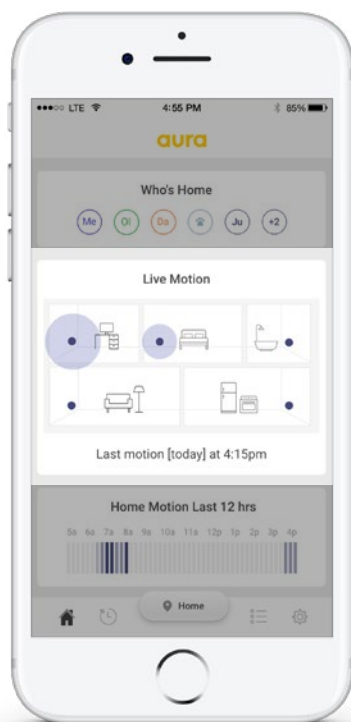
Select the button showing the current Scene to change to another.

Motion

There are several ways to view motion in your home. Please note that you must have a minimum of 3 Aura devices for motion location to be determined. When the location of the motion cannot be determined, all rooms will display motion to indicate there is motion in the home.

Motion Alert

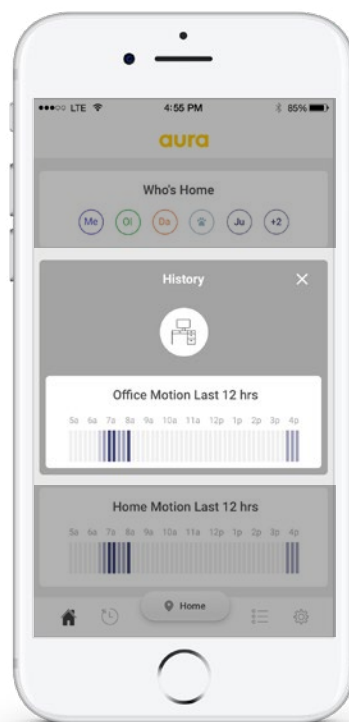
When Aura is set to Away or Night and motion is detected, you can choose to receive a push notification or email Motion Alert.



Motion by Room: Live

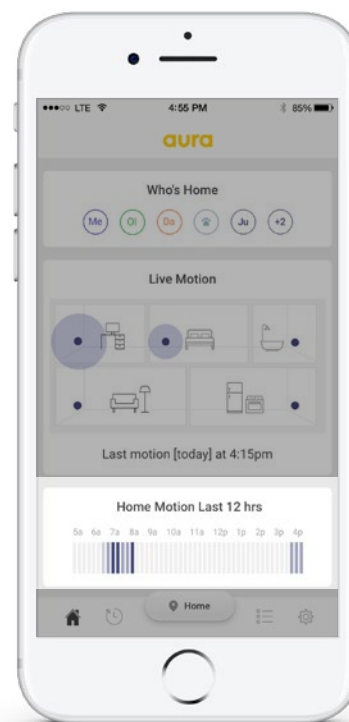
Current* motion activity and intensity displayed by Beacon

* There may be up to a 12 second delay



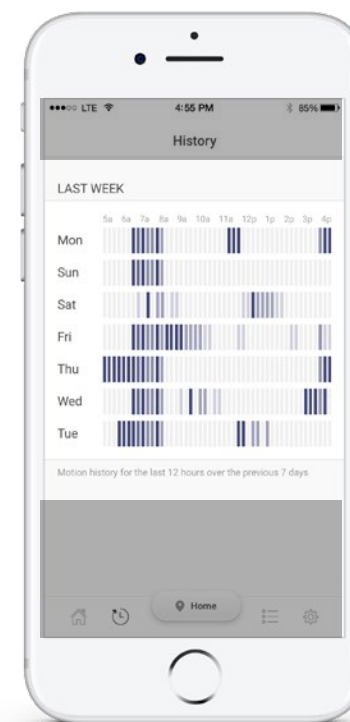
Motion by Room: 12 Hours

Select a room on the Live Motion card to see 12hr Beacon based motion activity and intensity



Motion for Home: 12 Hours

Motion activity and intensity over the past 12 hours



Motion for Home: Weekly

Access Weekly Motion through the navigation bar to see the past seven days of motion activity and intensity.

Members

Manage access to your home through Aura by adding and deleting Members. There are three permission levels for Members. You can manage Members in the Settings.

Owner

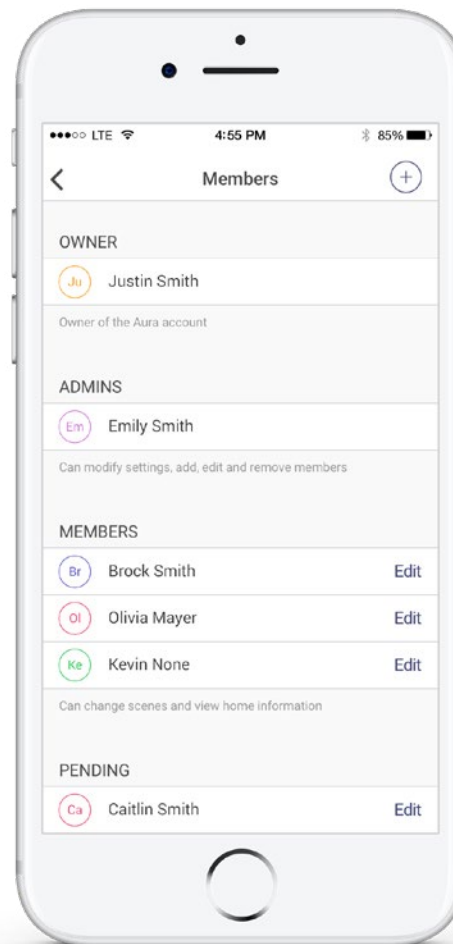
- Add, edit, or delete any registered household Member
- Set the auto-Away functionality for the household
- Remove Aura from the account
- Change Scenes
- View all household activity

Admin

- Add, edit, or delete any registered household Member
- Change Scenes
- View all household activity

Member

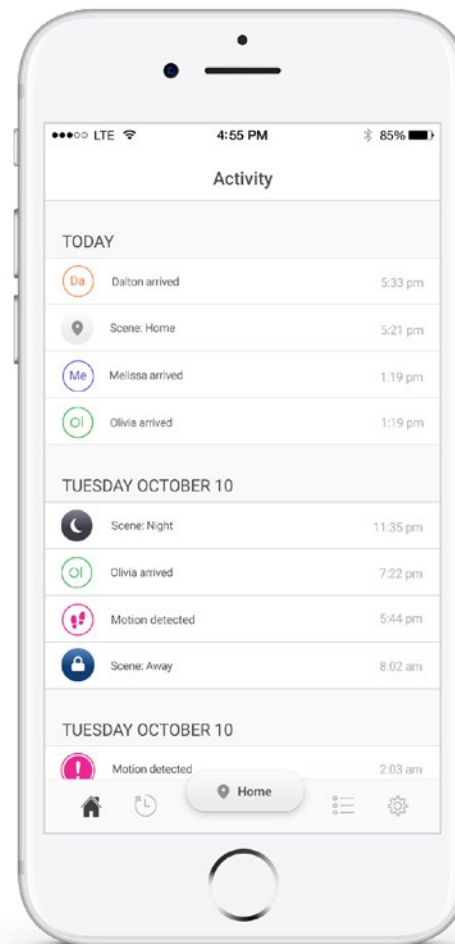
- View household members
- Change Scenes
- View all household activity



Timeline

See a timeline of activity in your home. Activities that will appear in the timeline are listed below.

- Household Member arrives
- Household Member leaves
- Scene change + associated household Member
- Motion was detected
- Hub was disconnected
- Hub was connected



Settings

To access Settings select the Gear  icon from the Aura app navigation bar.

System

- Change your location
- Check link strength of your devices
- Add, edit or delete Beacons
- Remove Aura from your account
- Modify your Home Layout
- Adjust sensitivity
- Update your firmware

Members

- Add, edit, or delete household Members
- View pending Member invites

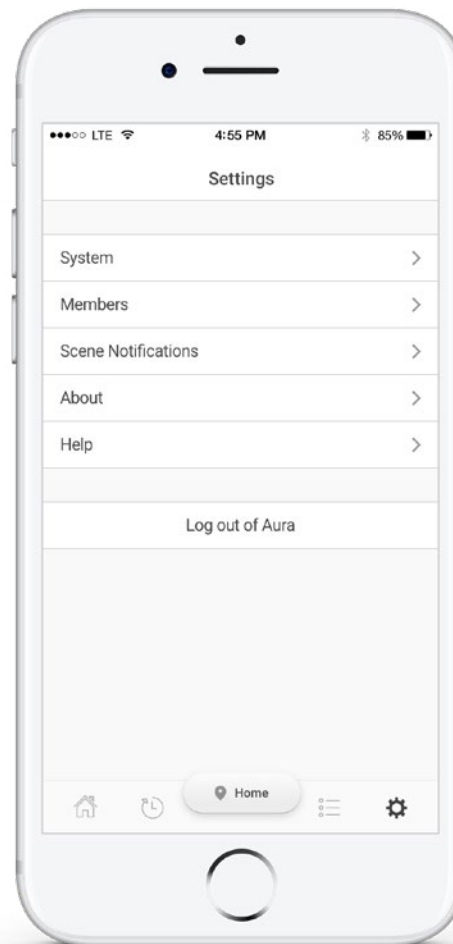
Scene Notifications

- Change the type of notifications you receive
- Turn on Auto Away functionality
- Manage preferences by Scene

About

- Get product details
- Find support information

Log out



Web Dashboard

Log in to the Aura Dashboard from any web browser to view and manage your Aura without your mobile phone.

Lost your phone?

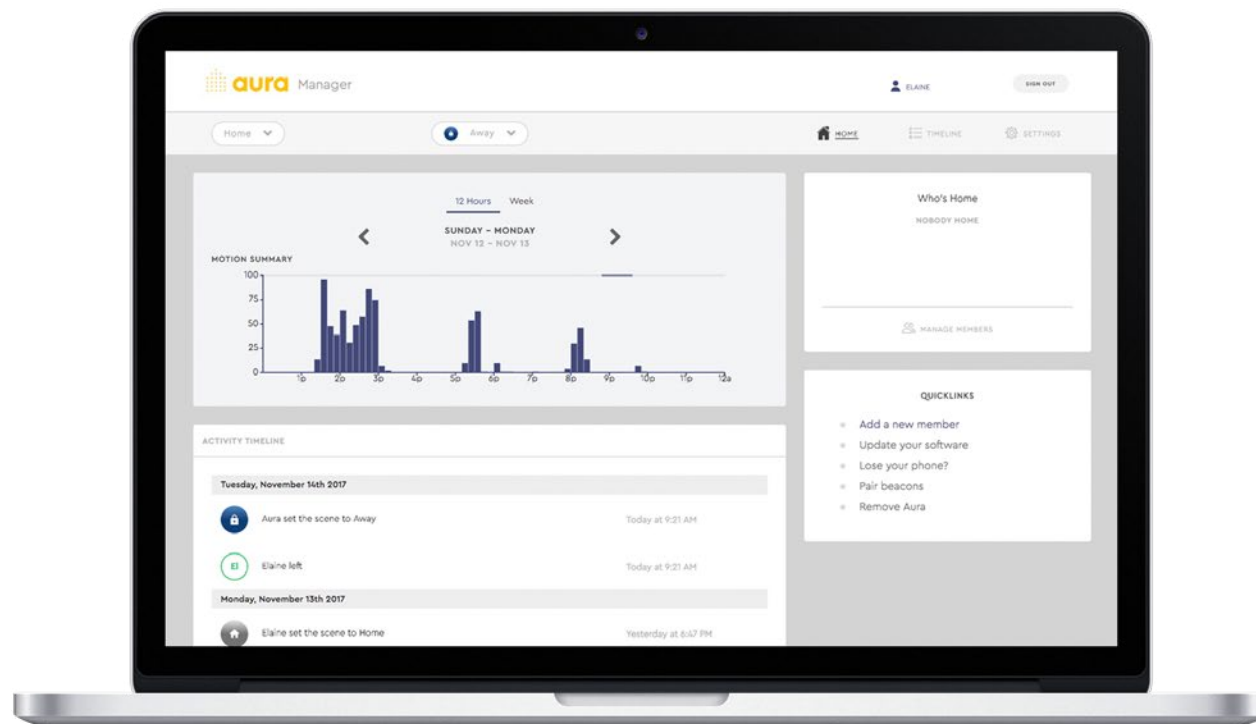
Log out of your app from the Dashboard to ensure your home and privacy is protected.

Phone dead?

Change Scenes Aura from your computer or tablet.

Need to remove Aura?

The owner of the system can remove Aura from the account.



Home Automation

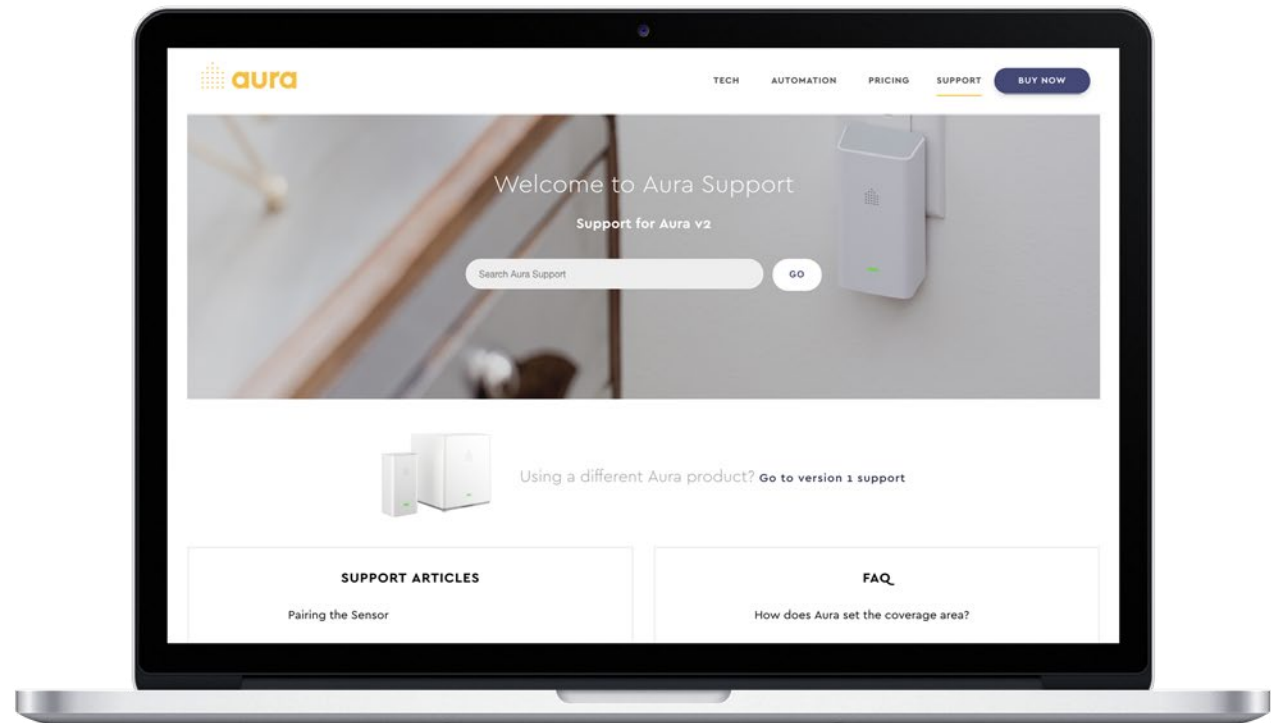
Aura works with Amazon Alexa, Google Home, and IFTTT so you can control Aura with your voice or integrate with other smart home products for a customized experience.



Support

If you are having trouble with Aura, please check out our **Support Center** for helpful articles or **email** our Support Team. You can also access the Support Center from Settings in your app.

Our Support hours are 9am to 5pm ET.
We do our best to respond quickly.





Home monitoring
made simple