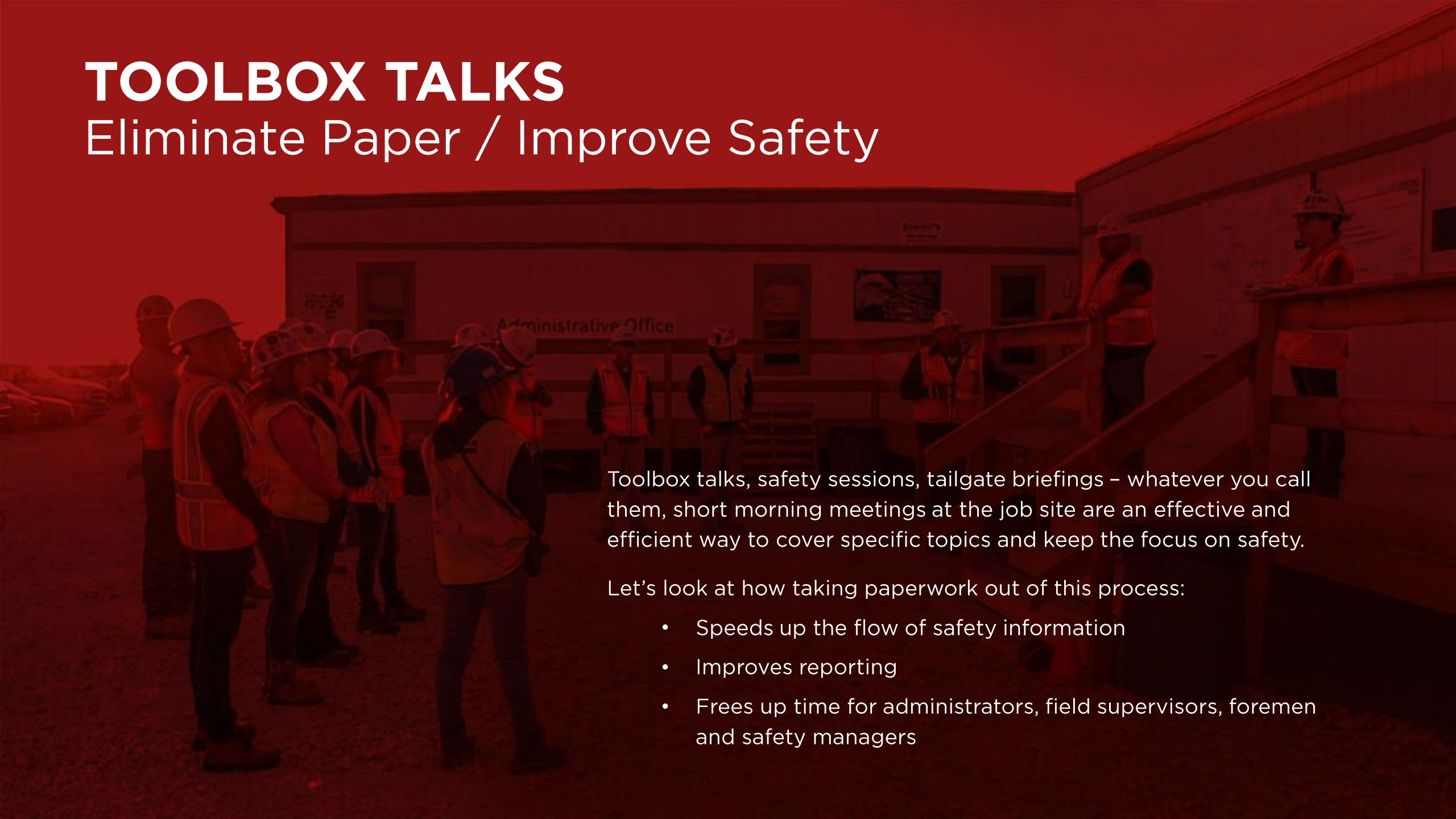


TOOLBOX TALKS

Eliminate Paper / Improve Safety



Toolbox talks, safety sessions, tailgate briefings – whatever you call them, short morning meetings at the job site are an effective and efficient way to cover specific topics and keep the focus on safety.

Let's look at how taking paperwork out of this process:

- Speeds up the flow of safety information
- Improves reporting
- Frees up time for administrators, field supervisors, foremen and safety managers

CREATING CONTENT

The process starts in the office. Someone gathers information for a Toolbox Talk and creates a form to document when and where the session took place and who participated.

With paper, this is tedious administrative work that slows things down.

An electronic process makes it quick and easy to create customized forms. Support materials, such as a safety manual or instruction sheet, can be attached directly to the form.

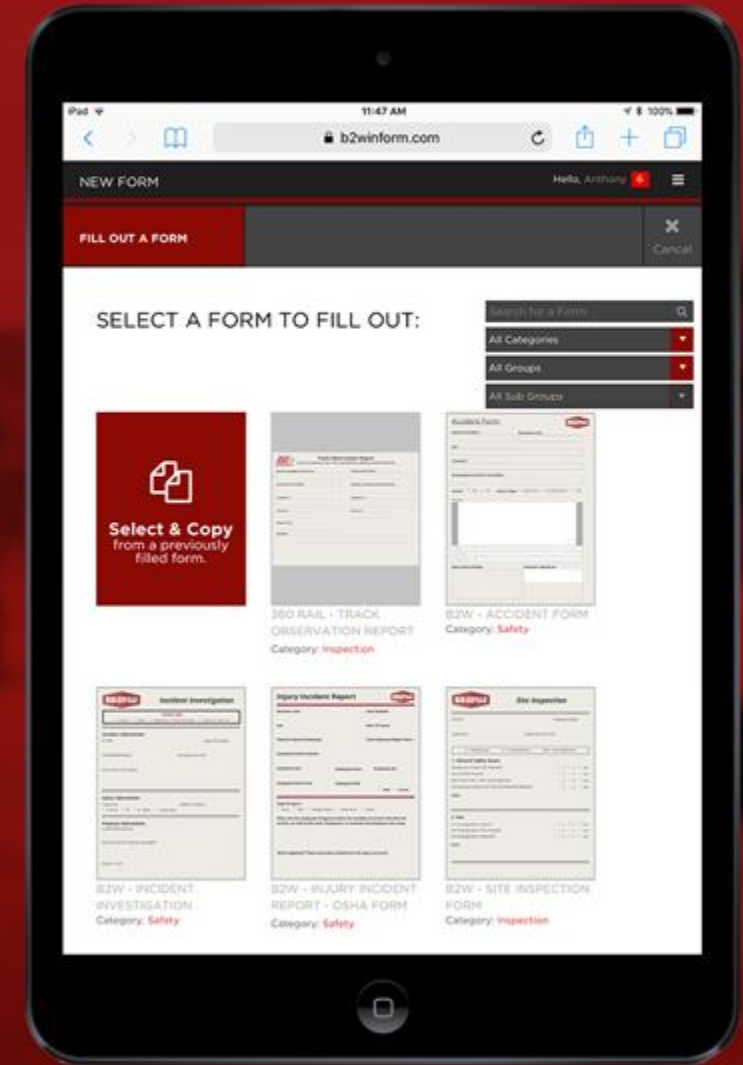


GETTING IT TO THE FIELD

Getting paper Toolbox Talk forms and safety materials from the office to the field typically involves a lot of driving.

That's inefficient. More importantly, it slows down an important process that can keep your company working safer.

Access is instant with an electronic system. Instead of struggling to manage a library of paper forms and documents, supervisors get the right form and the right support materials at the right time to deliver and document toolbox talks on schedule.



HOLDING THE MEETING

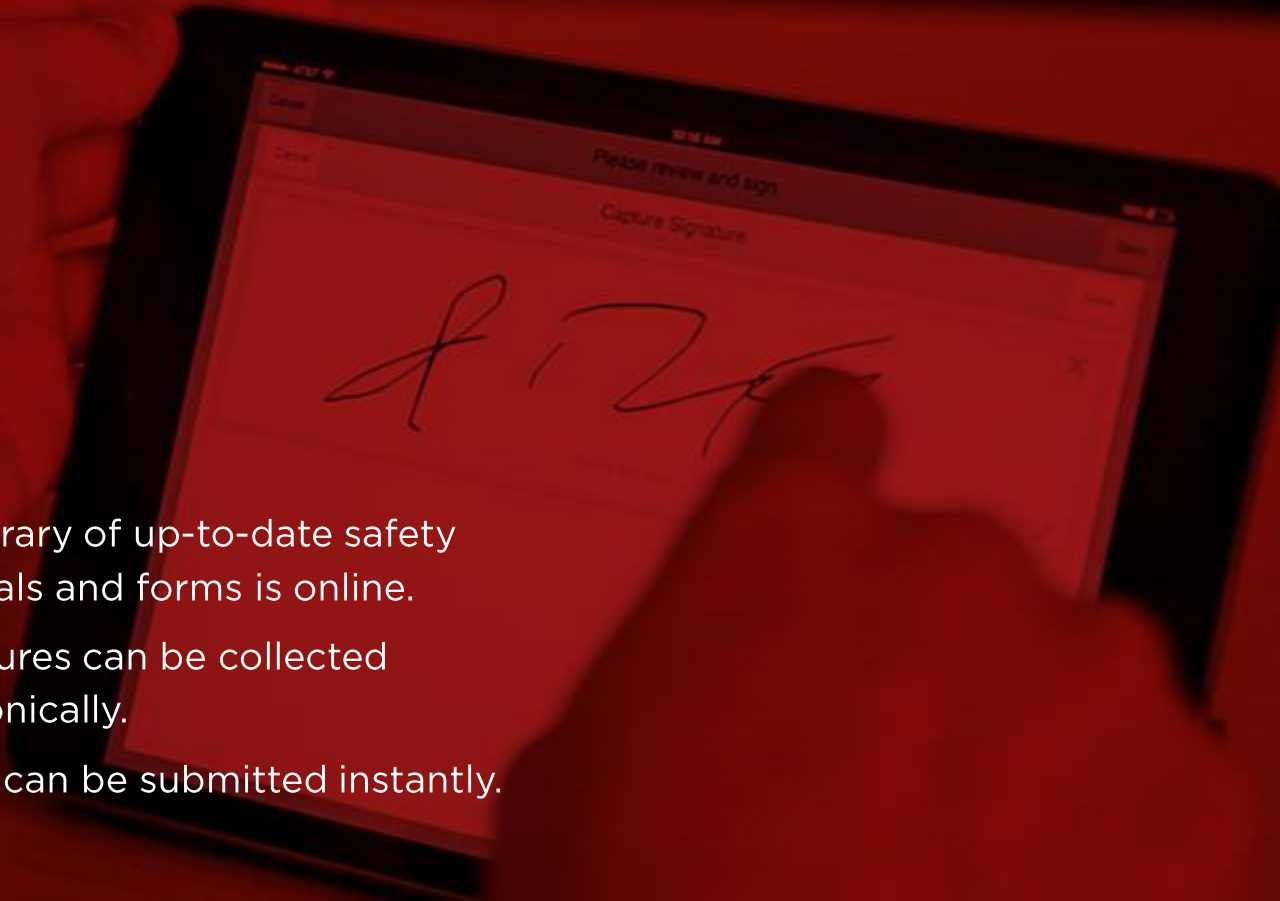
Paper makes presenting Toolbox Talks more difficult. Supervisors have to:

- Get the material they need to present
- Find the form to document the session
- Document who attended
- Get the form back to the office

An electronic process cuts out time and effort. Supervisors focus more time on managing construction rather than managing paperwork.




- The library of up-to-date safety materials and forms is online.
- Signatures can be collected electronically.
- Forms can be submitted instantly.



DOCUMENTING RESULTS

Toolbox Talk Form



Date:
2/13/2017

Business Unit:
Northern Division

Foreman or Supervisor:
Elizah Hulseman [12390]

Job:
Piscataqua River [2013-0001]

Toolbox Talk Topic:
PPE - Hard Hat Dos and Dont's


This Week's Toolbox Talk:
PPE-HardHatDosandDonts.pdf

Do employees have their:

☒ Hardhat ☒ Vest ☒ Gloves ☒ Safety Glasses

By signing, I confirm that I attended this safety training and understand the content.

Signature



Name:

Jody Thornton [12390]


Timestamp:

2/28/2017 4:30 PM (-05:00...)

Status:

Current

Signature



Name:

Kevin Rilam [12360]


Timestamp:

2/28/2017 2:43 PM (-05:00) ...

Status:

Current

Signature



Name:

Clark Hemming [12365]


Timestamp:

2/28/2017 2:44 PM (-05:00...)

Status:

Current

Signature



Name:

Scott Rose [12510]

Timestamp:

2/28/2017 2:44 PM (-05:00) ...

Status:

Current

Documenting Toolbox Talks reinforces the message and demonstrates a commitment to safety. This data is also important in tracking trends or assessing liability if an incident occurs.

Electronic Forms: Ease, Accuracy and Structure

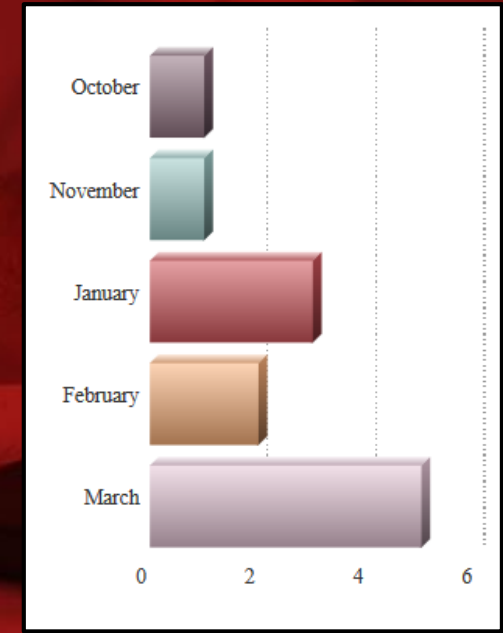
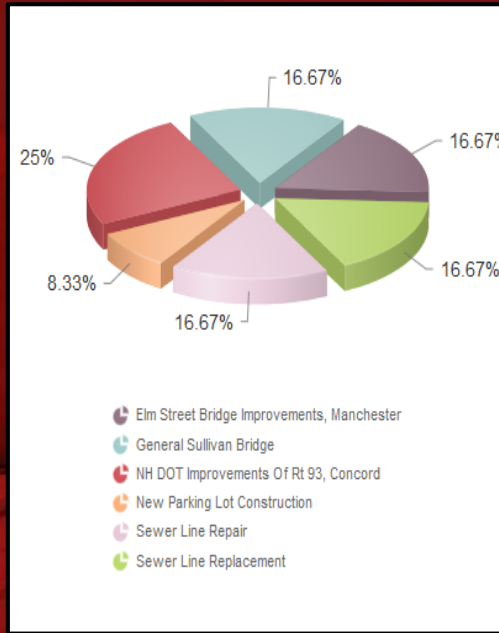
- Mandatory fields prevent omissions and incomplete forms
- Fields linked to a central database keep data consistent and structured
- Attachments keep related material with the form
- Handwriting issues disappear
- e-Signatures and time stamps validate who attended and when

REPORTS & ANALYSIS

Turning data trapped on paper into meaningful reports requires tedious, labor-intensive work.

That's why many contractors miss out on using their data to improve safety performance. Instead, forms sit in boxes and filing cabinets until there is an issue or an audit.

Documenting Toolbox Talks with electronic forms provides instant access to structured data. Generating routine or custom reports to analyze safety performance and meet compliance requirements becomes fast, easy and automated.





Data Capture & Analysis


- Capture richer data in real time
- Turn data into actionable intelligence
- Improve performance and safety

Learn more...



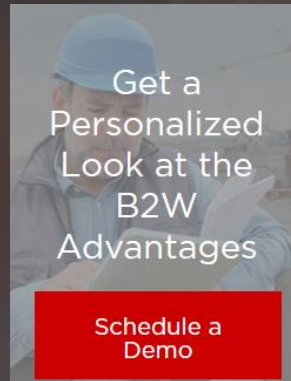
PRODUCT VIDEO 3:00

B2W Inform Introduction: Electronic Data Capture & Analysis



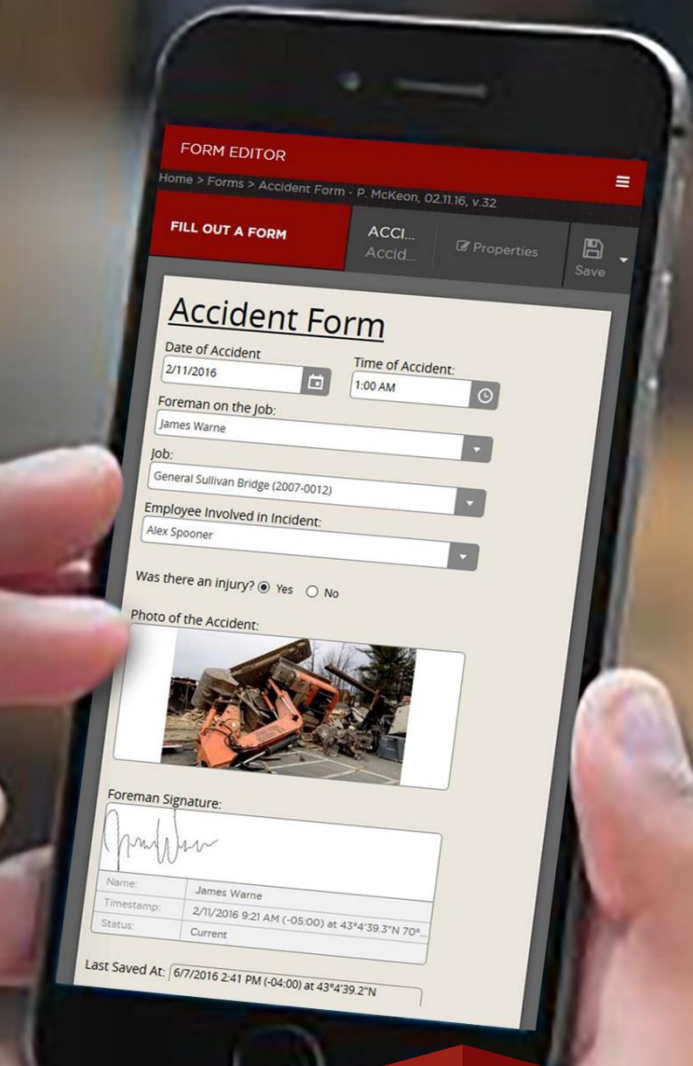
CUSTOMER VIDEO 3:32

Making Safety Processes Paperless at Barriere Construction



Get a Personalized Look at the B2W Advantages

[Schedule a Demo](#)



FORM EDITOR

Home > Forms > Accident Form - P. McKeon, 02.11.16, v.32

FILL OUT A FORM ACCI... Accid... Properties Save

Accident Form

Date of Accident: 2/11/2016 Time of Accident: 1:00 AM

Foreman on the Job: James Warne

Job: General Sullivan Bridge (2007-0012)

Employee Involved in Incident: Alex Spooner

Was there an injury? ☒ Yes ☐ No

Photo of the Accident:

Foreman Signature: [Signature]

Name: James Warne

Timestamp: 2/11/2016 9:21 AM (-05:00) at 43°4'39.3"N 70°...

Status: Current

Last Saved At: 6/7/2016 2:41 PM (-04:00) at 43°4'39.2"N

