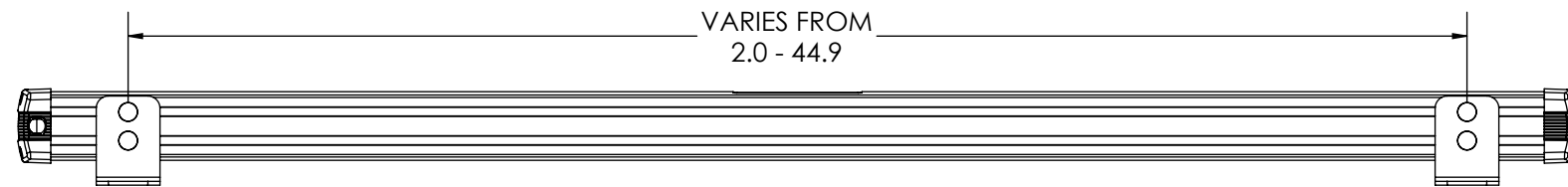
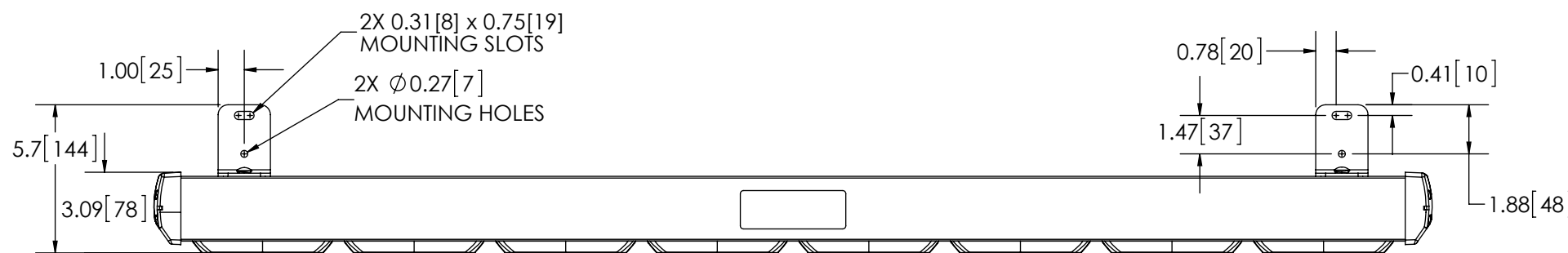


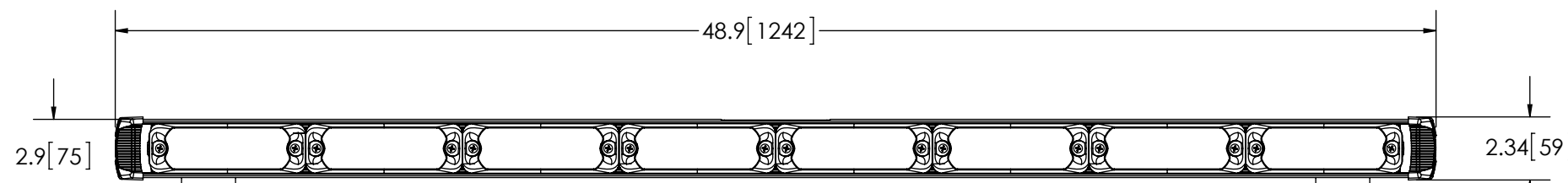
REVISION HISTORY		
REV.	DESCRIPTION	DATE
02	REVISED PER LM13216	2014-09-16
03	REVISED PER LM13216	2014-09-25
A	INITIAL RELEASE PER LM13216	2014-10-15



BACK



TOP



FRONT

SPECIFICATIONS

- CERTIFICATIONS: **CE**; ECE R10; SAE J595(NOV 2008) CLASS 1; YELLOW (AMBER);
Note: Unique components, accessories, and hardware kits are not typically included in the Product Certification Test Protocols. Unless otherwise Specified, the Product Certifications referred to herein are predicated upon the base product model configuration.
- FLASH MODE: WIG WAG : 120 ± 5 FLASHES PER MINUTE
ALTERNATING : 120 ± 5 FLASHES PER MINUTE
- VOLTAGE (NOMINAL): 12 to 24 VDC
- VOLTAGE (EXTREME): 9.0 to 32 VDC
- CURRENT (PEAK): 1.6A (@ 12 VDC NOMINAL)
- POWER (MAXIMUM): 20.4W (@ 12 VDC NOMINAL)
- TEMPERATURE RANGE: -22°F (-30°C) TO 122°F (50°C)
- CONNECTION: 2-16 AWG WIRES AND 15' CABLE
- MOUNTING: MOUNTING KIT PROVIDED
- BASE MATERIAL: ALUMINUM
- LENS MATERIAL: POLYCARBONATE
- PRODUCT WEIGHT: 7.2 LBS (3.24 Kg)

NOTES:
1. DIMENSIONS IN INCHES[MILLIMETERS (FOR REFERENCE)]

THIS DRAWING AND THE DESIGN IT DISCLOSES ARE THE PRIVATE PROPERTY OF ECCO AND IS ISSUED IN CONFIDENCE FOR ENGINEERING INFORMATION ONLY. THE DRAWING AND / OR DESIGN MAY NOT BE USED, COPIED, REPRODUCED, OR OTHERWISE DISCLOSED IN PART OR AS A WHOLE TO OUTSIDERS OR USED FOR ANY OTHER PURPOSE WITHOUT THE PRIOR WRITTEN CONSENT OF ECCO. THE DRAWING IS SUBJECT TO RECALL AT ANY TIME. YOUR POSSESSION OF THIS DOCUMENT CONSTITUTES ACCEPTANCE OF THESE TERMS. © 2014 ECCO

SCALE 1:6		APPROVALS	DATE
CAD GENERATED DRAWING DO NOT MANUALLY UPDATE. MODEL REFERENCED:A		DRAWN BY SNS	2014-09-25
TOLERANCES ARE IN INCHES, AND MILLIMETERS TOLERANCES ARE:		CHECKED MDH	2014-09-29
MILLIMETERS DECIMALS XX. ± 1.0mm XX.X ± 0.5mm	INCHES DECIMALS X.X ± 0.1 X.XX ± 0.04 X.XXX ± 0.02	MECH. ENG. JLA	2014-09-25
THIRD ANGLE PROJECTION		ELEC. ENG. TJT	2014-10-13
		TEST ENG. JRT	2014-10-14
		SALES. GLB	2014-10-03
ECCO® Electronic Controls Co. 833 West Diamond Street, Boise, ID 83705 800-635-5900 www.eccolink.com		SAFETY DIRECTOR, 15', 12-24V, LED, AMBER	
CUSTOMER PART NO. ED3315A		PRODUCT SERIES: ED3300	
SIZE: B	DWG. NO. ED3315A	REV. A	
Electronically Controlled Use Latest Copy		SHEET 1 OF 2	Project: LM13216 Date Created: 2014-09-09

