



Mirror Heads, Spotters, Brackets & Accessories





ECCO Safety Group (ESG) are a worldwide market leader in emergency lighting and audible warning equipment for commercial and emergency vehicles. We are the safety and productivity partner that builds relationships on trusted performance.

At ESG we use respect and expertise to build performance across all areas of this business – from products to service. This reputation for excellence in all things has made us the world's largest manufacturer of commercial and emergency vehicle warning and safety products.

Through all of our brands, ESG services thousands of OEM, fleet and aftermarket customers and to a range of industries.

Our Brands



ESG has facilities in the Americas, Europe, Asia and Australia and a portfolio of the most respected brands in the industry. ESG Asia Pacific has a purpose built facility which is home to our manufacturing, warehousing and distribution operations, on-site engineering, sales and marketing.

Our mission is to develop safety solutions and emergency systems to help protect your most important asset, people.



www.eccoesg.com/au/en



Mirror Heads and Brackets

The Britax brand is a leader in commercial mirror brands in Australia

The Britax mirror range covers a massive cross-section of applications from light commercial and utility vehicles to road freight, agricultural and construction vehicles.

The Britax mirror range offers an extensive variety of fitments with adjustable brackets plus a range of stick-on or bolt mount spotter mirrors.

The Britax mirror range features application flexibility

Even though the Britax mirror range is divided out by most common application, almost all of the mirror heads can be adapted to suit most applications.

For example, if a West Coast type truck operator likes the look and functionality of a European or Japanese style mirror head, the Britax range includes brackets and adaptors to assist with a smooth transition.

The Agriculture and general purpose range is the most flexible, with some of the smaller tractor mirror heads also being suitable for many Utility applications or used as additional spotter mirrors on large European trucks.

There are no hard and fast rules as to which mirror you should use. In some cases, it all comes down to which features, and look, will best suit your application.

Britax convex mirrors explained

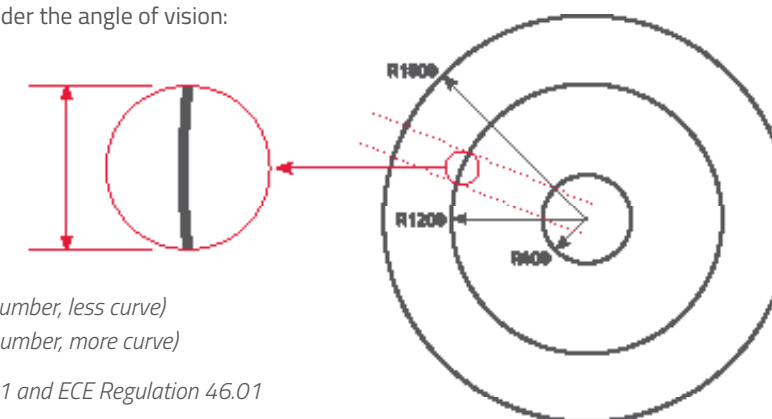
Britax convex mirrors are curved to different degrees using a radius number—the sharper the curve, the wider the angle of vision:

e.g. a 300mm height R1200 mirror appears only slightly curved as it's a section of a larger theoretical circle

R = Radius (spherical)
e.g. R400 = a 400mm radius

R1800 is the least curved mirror (bigger number, less curve)
R400 is the most curved mirror (smaller number, more curve)

This conforms to the EEC Directive 88/321 and ECE Regulation 46.01



Icon Guide

For Electric, Manual and Heated mirrors and spotters



Electric

This symbol indicates this mirror head can be electrically adjusted using a wired controller



Manual

This symbol indicates this mirror head can only be adjusted manually by hand



Heated

This symbol indicates mirrors with an in-built heater function, usually 24V



Suitable for Japanese Style Trucks



Suitable for European Style Trucks



Suitable for American Style Trucks



Contents

Mirror Heads, Spotters, Brackets & Accessories

West Coast Style Mirrors

Heads and Spotters, Black or Stainless Steel



Spotter Mirrors

Spotter, Blind Spotter and Reversing Mirrors



Japanese Style Mirror Heads

Flat and convex options, Black ABS Body



European Style Mirror Heads

Electric & Heated options, Black or Chrome ABS



American Style Mirror Heads

Electric & Heated options, Black or Chrome ABS



Agriculture & General Use Mirrors

Agriculture and general purpose to suit a range of vehicles



Utility Vehicle Mirror Heads

Full assembly options to suit Utility vehicles



Arms and Brackets

Galvanised Black Steel frame mounting brackets



Towing Mirrors

Galvanised Black Steel frame mounting brackets





Mirror Heads

Black Steel Body Mirror Heads
to Suit West Coast Style Trucks



Design Features

- Corrosion resistant black steel housing
- Unique extrusion to retain mirror glass
- Optional clearance lamps for safety
- Universal design fits most trucks

Part Numbers

- 1421101** Mirror Head Flat Glass H 292mm (11") x D 40mm x W 163mm
1421131 Mirror Head Flat Glass H 379mm (14 3/8") x D 40mm x W 163mm
1421106 Mirror Head Flat Glass H 418mm (16") x D 40mm x W 163mm
1421100 Mirror Head Flat Glass H 463mm (18") x D 40mm x W 163mm
1421133 Mirror Head Flat Glass H 379mm (14 3/8") x D 40mm x W 163mm Marker Light
1421166 Mirror Head Flat Glass H 418mm (16") x D 40mm x W 163mm Marker Light
1421158 Mirror Head Flat Glass H 463mm (18") x D 40mm x W 163mm Marker Light
1423301 Mirror Glass Flat to Suit 18" West Coast PK5
1423331 Mirror Glass Flat to Suit 16" West Coast PK5
1423311 Mirror Glass Flat to Suit 14 5/8" West Coast PK5
1423631 West Coast Heater Element
881-00-12V Marker Light



12-24V Mirror Heater
Element available. Heater
Element can be cut
accordingly: **1423631**

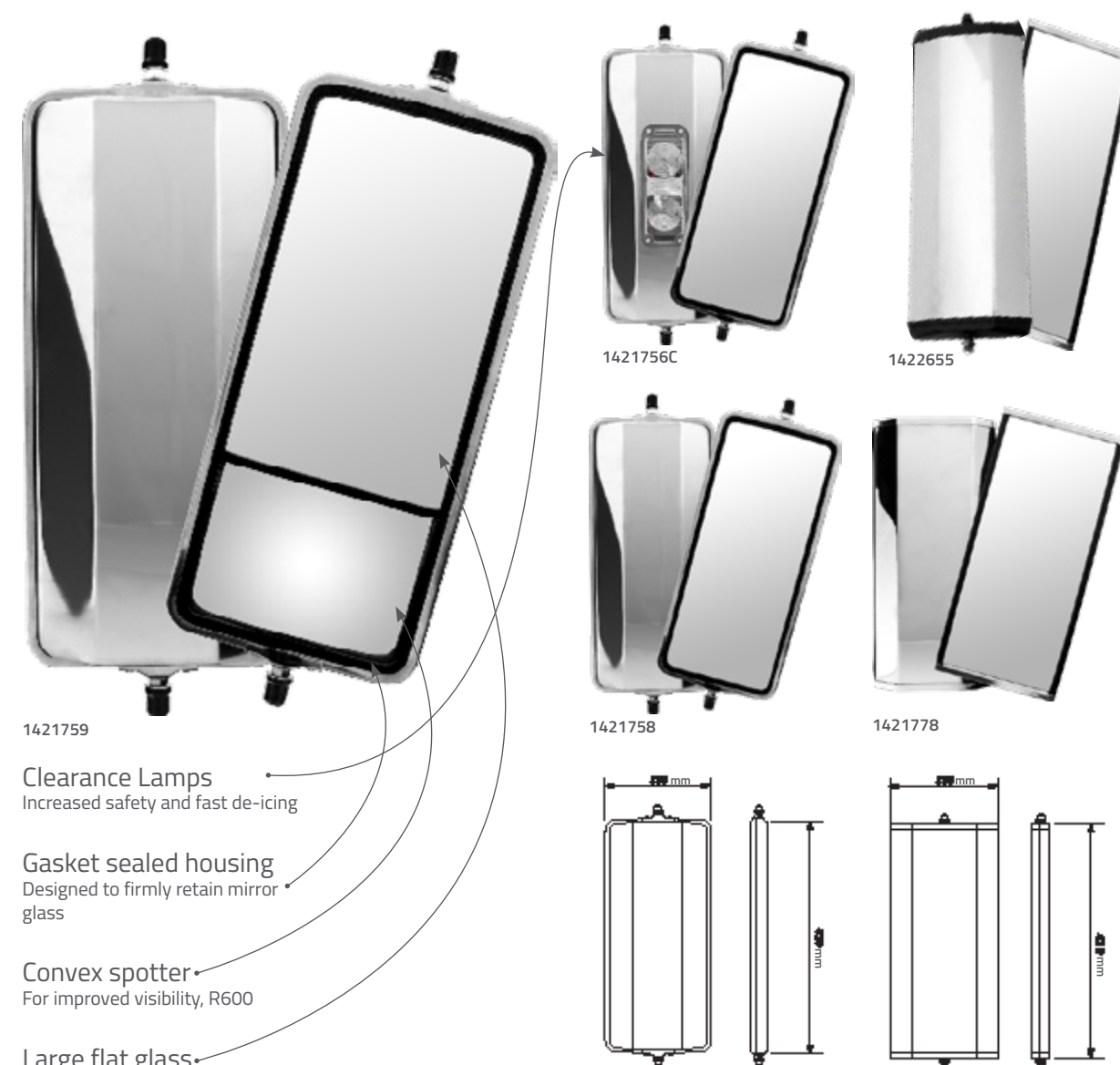
Suits the following West
Coast Mirrors:

- 1421100** **1421166**
1421158 **1421131**
1422655 **1421133**
1421106



Mirror Heads

Stainless Steel Body Mirror Heads
to Suit West Coast Style Trucks



Design Features

- Stainless steel body and fittings
- Square or rounded corners
- Gasket sealed housing designed to firmly retain mirror glass
- Optional clearance lamps for safety and heater for fast de-icing

Part Numbers

- 1421759** Mirror Head Round Corner Split Glass H 410mm (16") R600 Convex Spotter Glass
1421756C Mirror Head Round Corner Flat Glass H 410mm (16") Marker Light and Heater
1422655 Mirror Head Square Corner Flat Glass H 463mm (18") x D 40mm x W 163mm
1421758 Mirror Head Round Corner Flat Glass H 410mm (16") x D 40mm x W 190mm
1421778 Mirror Head Square Corner Flat Glass H 410mm (16") x D 35mm x W 190mm
1423301 Mirror Glass Flat to Suit 18" West Coast Mirrors PK5





Spotter Mirrors

Black Steel Body Spotter Mirrors
to Suit West Coast Style Trucks



Black steel body
Corrosion resistant and sleek

Gasket sealed housing
Designed to firmly retain mirror glass


Convex glass
Area for improved visibility

Design Features

- Corrosion resistant black steel housing
- Unique extrusion to retain mirror glass
- Universal design fits most trucks
- Bracket (L) and clamp arm included

Part Numbers

- 1421014** Rectangular Spotter Mirror R300 Convex Glass H 150mm x D 95mm x W 110mm
1441030 Round Spotter Mirror R400 Convex Glass Ø 125mm x D 80mm
1441023 Round Spotter Mirror R300 Convex Glass Ø 150mm x D 85mm
1441025 Round Spotter Mirror R300 Convex Glass Ø 190mm x D 85mm
1441027 Round Spotter Mirror R300 Convex Glass Ø 216mm x D 90mm
1422100 Universal Bonnet Mount Spotter Bracket, Stainless Steel

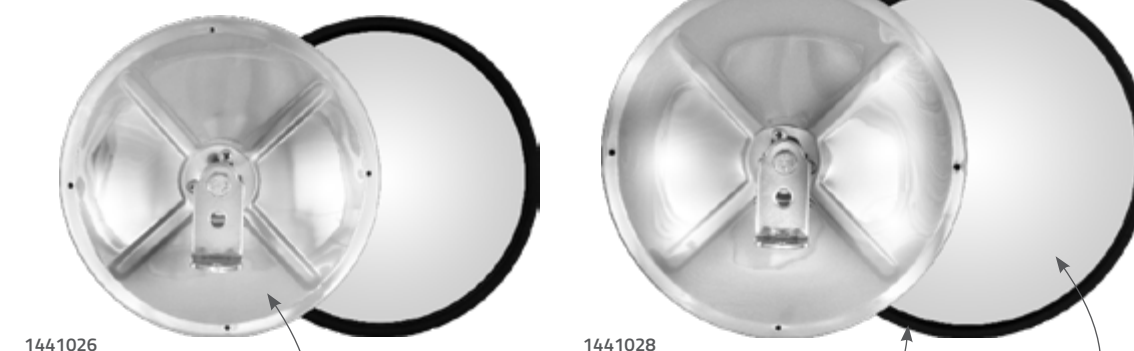


Example of 1422100 with
1441028 (Spotter Mirror
not included)



Spotter Mirrors

Stainless Steel Body Spotter Mirrors
to Suit West Coast Style Trucks



Stainless steel body
Corrosion resistant and sleek

Gasket sealed housing
Designed to firmly retain mirror glass

Convex glass
Area for improved visibility



Design Features

- Corrosion resistant stainless steel housing
- Unique extrusion to retain mirror glass
- Universal design fits most trucks
- Spotters above supplied with bracket (L) and clamp arm

Part Numbers

- 1421015** Rectangular Spotter Mirror R300 Convex Glass H 150mm x D 95mm x W 110mm
1441031 Round Spotter Mirror R400 Convex Glass Ø 125mm x D 80mm
1441024 Round Spotter Mirror R400 Convex Glass Ø 150mm x D 85mm
1441026 Round Spotter Mirror R300 Convex Glass Ø 190mm x D 85mm
1441028 Round Spotter Mirror R300 Convex Glass Ø 216mm x D 90mm
7803-000 Rectangle Passenger Blindspot Mirror R300 Convex Glass H 103mm x D 25mm x W 210mm
1422100 Universal Bonnet Mount Spotter Bracket, Stainless Steel




Example of 1422100 with
1441028 (Spotter Mirror
not included)



Spotter Mirrors

Self Adhesive Stick-On
Convex Spotter Mirrors



1441014

1441015

1441016

Design Features

- Fits directly onto the surface of an existing mirror
- Assists with blind spots and reverse parking

Part Numbers

- 1441014** Round Convex Glass R150 Ø50mm Spotter Mirror
1441015 Round Convex Glass R300 Ø95mm Spotter Mirror
1441016 Rectangular Convex Glass R200 140mm x 100mm Spotter Mirror



1441910

Rearview Mirror

Interior Flat Rear View Mirror

Design Features

- Flat glass: day/night
- Black plastic moulded mirror head
- Interior pedestal mount

Part Number

- 1441910** Interior Flat Rear View Mirror H 58mm x D 10mm x W 250mm

Missed something on your first look?

Here's a list of the key sections in this catalogue:



— See the mirror selection by index Page 39-41



— See the Britax mounting bracket range Page 34-37



— See the convex mirror and radius number explanation Page 3

Britax Mirrors Retail Packaging

Britax commercial mirror heads, brackets, assemblies, towing mirrors and self-adhesive spotters are available in attractive and practical retail packaging.

The packaging features bold Britax colours and logos to make your Britax mirror range stand out on the display.

Part numbers and descriptions are clear to make finding the right part easy for staff and customers.

Detailed assembly and installation instructions are also included as part of this total retail solution.





Mirror Heads

Black ABS Body Mirror Heads to suit
Japanese Style Trucks 15" (380mm)



147380SL (Left)
147380SR (Right)

Black ABS body
Corrosion resistant and durable


PVC Surrounding
Designed to firmly retain mirror glass

Convex spotter
R1800, independently adjustable

Large flat glass
Area for improved visibility

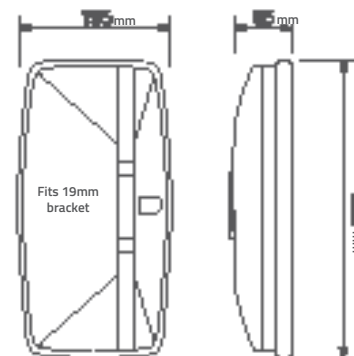
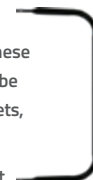
Universal Adaptor
This universal adaptor enables
mirror heads to be fitted to
Ø10-25mm tubular brackets.

1471022 Ø10-22mm
1471625 Ø16-25mm



Adaptor Bracket
This adaptor bracket enables these
Japanese style mirror heads to be
fitted to West Coast style brackets,
pg 33-35

1473000 19mm Radius Bracket



Design Features

- Black ABS body with PVC surrounding
- Full flat or split glass (flat/convex)
- Independent manual adjustable convex spotter
- Fits standard 19mm tubular bracket

Part Numbers

147380SL Split Glass, Top Flat, Bottom R1800 Convex Spotter, Left Side Mount
147380SR Split Glass, Top Flat, Bottom R1800 Convex Spotter, Right Side Mount
147380C Mirror Head Convex, Glass R1800 H 380mm x D 195mm M19
147380F Mirror Head Flat, H 380mm x D 195mm, Left or Right Side Mount



Mirror Heads

Black ABS Body Mirror Heads to suit
Japanese Style Trucks 17" (430mm)



147430SL (Left)
147430SR (Right)

Black ABS body
Corrosion resistant and durable


Large flat glass
Area for improved visibility

Convex spotter
R1800, independently adjustable

PVC Surrounding
Designed to firmly retain mirror glass

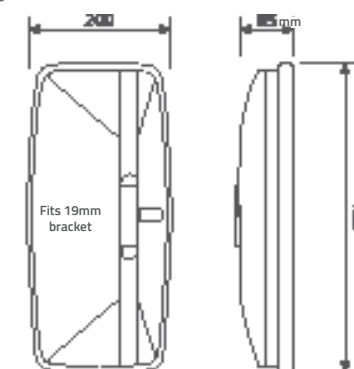
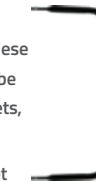
Universal Adaptor
This universal adaptor enables
mirror heads to be fitted to
Ø10-25mm tubular brackets.

1471022 Ø10-22mm
1471625 Ø16-25mm



Adaptor Bracket
This adaptor bracket enables these
Japanese style mirror heads to be
fitted to West Coast style brackets,
pg 33-35

1473000 19mm Radius Bracket



Design Features

- Black ABS body with PVC surrounding
- Full flat or split glass (flat/convex)
- Independent manual adjustable convex spotter
- Fits standard 19mm tubular bracket

Part Numbers

147430SL Split Glass, Top Flat, Bottom R1800 Convex Spotter, Left Side Mount
147430SR Split Glass, Top Flat, Bottom R1800 Convex Spotter, Right Side Mount
147430C Mirror Head Convex, Glass R1800 H 430mm x D 200mm M19
147430F Mirror Head Flat, H 430mm x D 200mm, Left or Right Side Mount
147430SG Flat Mirror to suit 147430 SL/SR





Mirror Heads

Black ABS Body Mirror Heads to suit Japanese Style Trucks 16.5" (415mm)



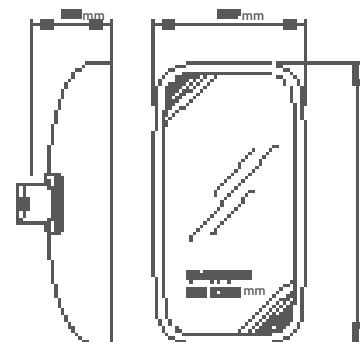
1423100 (Left or Right)

Black ABS body
Corrosion resistant and durable

PVC Surrounding
Designed to firmly retain mirror glass

Flat or Convex
Full flat or full R1800 convex

Large glass area
For improved visibility



12-24V Mirror Heater Element available:
1423635

Suits the following mirror heads:

1423100
1423125
7818-000C
7818-000F



Design Features

- Black ABS body with PVC surrounding
- Full flat or full R1800 convex glass
- Fits standard 14-22mm tubular bracket
- Approvals: E Approved, ADR 14-00

Part Numbers

1423100 Mirror Head Flat Glass, H 415mm x D 225mm, Left or Right Side Mount
1423125 Mirror Head Convex Glass, H 415mm x D 225mm, Left or Right Side Mount
7400-001-05 Spare Flat Mirror Glass to Suit 1423100 (Pack of 5)
1423325 Spare Convex Mirror Glass to Suit 1423125



Mirror Head

Black ABS Body Electric Mirror Head to suit Japanese Style Trucks 24V



147300E24H

Large flat glass
Area for improved visibility

Convex spotter
R400, independently adjustable

Wiring harness kit including controller switch, sold separately.

147HARNESS



Design Features

- Black ABS body electric mirror head
- Top and bottom glass heated, 24V
- Electric adjust flat glass top mirror
- Manual adjust R400 convex spotter
- 6 Pin O-ring sealed plug, 2m cable
- Fits 19, 22 or 28mm tubular bracket
- Approvals: E Approved, ADR 14-00
- H 420mm x D x 135mm x W 200mm



Tail harness included with mirror head, not sold separately



Part Numbers

147300E24H Mirror Head Split, Top Flat, Bottom Convex R400, Left or Right Side Mount, Electric, Heated 24V
147HARNESS Control Switch and Wiring Harness, Suits 2 x Electric Mirror Heads, 3 metre Wiring, 12/24V



Mirror Heads

Black ABS Body Electric Mirror Head and Spotter to suit Japanese Style Trucks



147360FE24H



147150M24H

Large flat glass
Area for improved visibility

Convex spotter
R400, independently adjustable

Wiring harness kit including controller switch sold separately.
147HARNESS



Design Features

- Black ABS body electric mirrors
- Mirror head and spotter heated
- Electric adjust flat glass top mirror
- Manual adjust R400 convex spotter
- Fits 19mm, 22mm, 28mm tubular bracket
- Head: H 380mm x D 110mm x W 200mm
- Spotter: H 170mm x D 100mm x W 220mm

Part Numbers

- 147360FE24H** Mirror Head Flat Glass, H 360mm x D 180mm, Left or Right Side Mount, Electric Adjust, Heated 24V
147150M24H Rectangular Convex Glass R400, H 220mm x D 170mm Spotter Mirror, Manual Adjust, Heated 24V
147HARNESS Control Switch and Wiring Harness, Suits 2 x Electric Mirror Heads, 3 metre Wiring, 12/24V



Mirror Heads

Black ABS Body Mirror Heads to suit Japanese and European Style Trucks 17" (444mm)



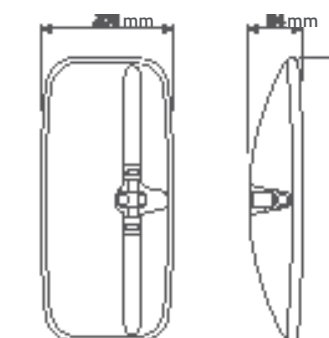
7818-000F/7818-000C

Black ABS body
Corrosion resistant and durable

PVC Surrounding
designed to firmly retain mirror glass

Flat or Convex
Full flat or R1200 convex

Large glass area
For improved visibility



Design Features

- Black ABS body with PVC surrounding
- Full flat or full R1200 convex glass
- Fits standard 14-20mm tubular bracket
- Approvals: E Approved, ADR 14-00

Part Numbers

- 7818-000F** Mirror Head Flat Glass, H 444mm x D 208mm, Left or Right Side Mount
7818-000C Mirror Head Convex Glass R1200, H 444mm x D 208mm, Left or Right Side Mount
7418-000F Replacement Glass to Suit 7818-000F, Flat
7418-000C Replacement Glass to Suit 7818-000C, Convex





Mirror Heads and Brackets

Black ABS Body Electric Mirror Head and Steel Brackets to suit Mercedes Actros MP3 Series



Design Features

- Black ABS body mirror head
- Black ABS mould over steel bracket
- Electric adjust R1200 large flat glass mirror head
- Manual adjust R300 convex spotter mirror
- Top and bottom glass heated, 24V
- Mirror head: H 419mm x W 255mm
- Spotter mirror: H 212mm x W 253mm
- Blind spot: H 190mm x W 325mm

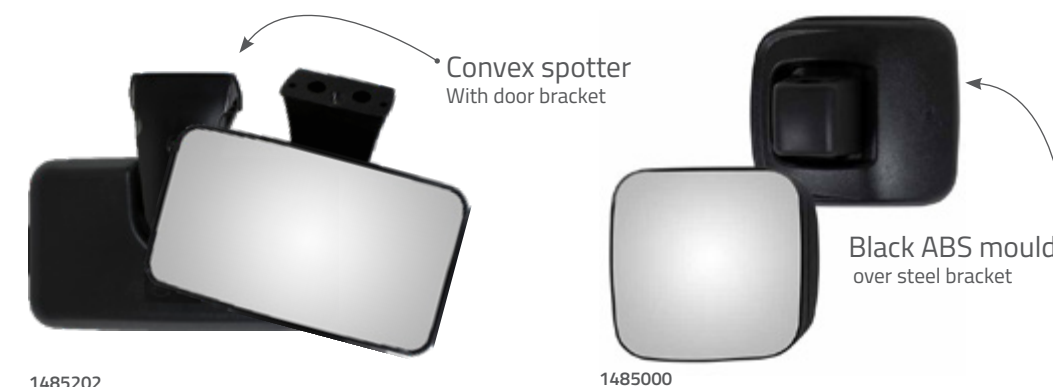
Part Numbers

- 1485100** Mercedes Actros MP3, Top Flat Electric Adjust, Bottom Fixed R300 Convex, Right Side Mount, Heated 24V
- 1485101** Mercedes Actros MP3, Top Flat Electric Adjust, Bottom Fixed R300 Convex, Left Side Mount, Heated 24V (Not Shown)



Blind Spotter Mirror

Spotter mirror to suit Mercedes Actros/Axor Series



Design Features

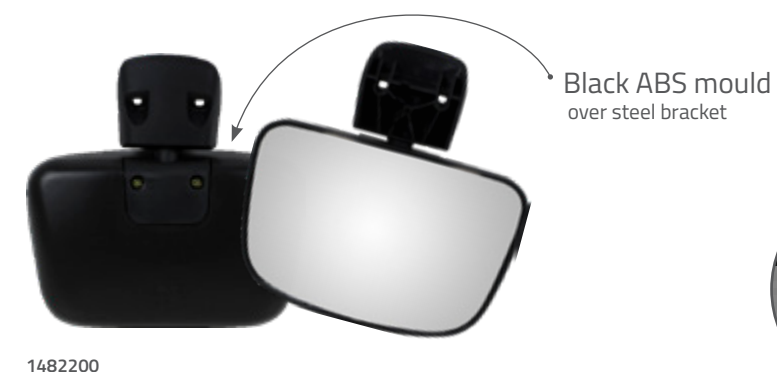
- Black ABS body

Part Number

- 1485202** Convex mirror with door mirror bracket to suit Actros MP4 series R350 H190mm x W 325mm
- 1485000** Blindspot Convex Mirror to suit Axor Series R300 H199mm x W 193mm



Spotter mirror to suit Scania P380 Series Trucks




Design Features

- Dimensions H 265mm x W170mm R250
- Black ABS body

Part Number

- 1482200** Mirror Head Blind Spot Passenger Side



Britax

Mirror Heads and Brackets

Black ABS Body Electric Mirror Head and Steel Brackets to suit Volvo VN and VAH Series Trucks 24V

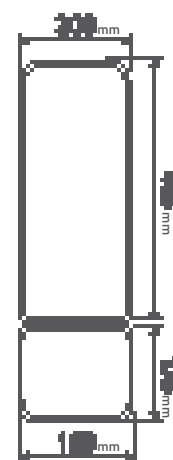


Design Features

- Black ABS body mirror head
- Galvanised powder coated steel bracket
- Electric adjust flat mirror head
- Manual adjust R400 convex spotter mirror
- Top and bottom glass heated, 24V
- Dimensions: Top H 200mm x W 413mm, Bottom H 195mm x W 173mm

Part Numbers

- 1484401** Volvo VNM/VNL/VNX/VND/VAH Top Flat Electric Adjust, Bottom Fixed R400 Convex, Right Side Mount, Heated 24V
- 1484402** Volvo VNM/VNL/VNX/VND/VAH Top Flat Electric Adjust, Bottom Fixed R400 Convex, Left Side Mount, Heated 24V (Not Shown)



Britax

Mirror Heads and Brackets

Chrome Plated ABS Body Electric Mirror Head and Steel Brackets to suit Volvo VN and VAH Series Trucks 24V



Design Features

- Chrome plated ABS body mirror head
- Galvanised powder coated steel bracket
- Electric adjust flat mirror head
- Manual adjust R400 convex spotter mirror
- Top and bottom glass heated, 24V
- Dimensions: Top H 200mm x W 413mm, Bottom H 195mm x W 173mm

Part Numbers

- 1484403** Volvo VNM/VNL/VNX/VND/VAH Top Flat Electric Adjust, Bottom Fixed R400 Convex, Right Side Mount, Heated 24V, Chrome
- 1484404** Volvo VNM/VNL/VNX/VND/VAH Top Flat Electric Adjust, Bottom Fixed R400 Convex, Left Side Mount, Heated 24V, Chrome (Not Shown)





Mirror Heads and Brackets

Black ABS Body Heated Mirror Head and Steel Brackets to suit Volvo FM Series Trucks 24V



Design Features

- Black ABS body mirror head
- Black ABS mould over steel bracket
- Electric adjust flat mirror head
- Manual adjust R300 convex spotter mirror
- Top and bottom glass heated, 24V
- Dimensions: Top 470mm x 210mm, Bottom 220mm x 200mm
- Blind spot: H 156mm x W 251mm

Part Numbers

- | | |
|----------------|---|
| 1484000 | Volvo FM, Top Flat Electric Adjust, Bottom Fixed R300 Convex, Right Side Mount, Heated 24V |
| 1484001 | Volvo FM, Top Flat Electric Adjust, Bottom Fixed R300 Convex, Left Side Mount, Heated 24V (Not Shown) |
| 1484500 | Volvo FM, Convex Mirror with Door Mirror Bracket, R300 H 156 mm x W 251 mm, Left or Right Sided Mount |
| 1484501 | Volvo FH, Blindspot front mirror |



Mirror Heads and Brackets

Chrome Plated ABS Electric Mirror Head and Steel Brackets to suit Freightliner Cascadia Trucks 24V



Design Features

- Chrome plated ABS body mirror head
- Stainless steel brackets included
- Top and bottom glass heated, 24V
- Electric adjust flat glass top mirror
- Manual adjust R300 convex spotter
- Mirror head: H 321mm x W 170mm
- Spotter mirror: H 175mm x W 125mm

Part Numbers

- | | |
|----------------|--|
| 1486000 | Freightliner Cascadia, Top Electric Adjust Flat, Fixed Bottom R300 Convex, Right Side Mount, Heated 24V |
| 1486001 | Freightliner Cascadia, Top Electric Adjust Flat, Fixed Bottom R300 Convex, Left Side Mount, Heated 24V (Not Shown) |



Britax

Mirror Heads and Brackets

Black ABS Body Electric Mirror Head to suit International Lonestar and Prostar Trucks 24V

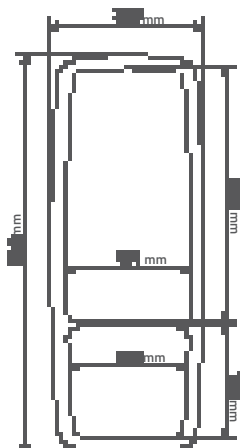


Design Features

- Black ABS body mirror head
- Stainless steel brackets included
- Top and bottom glass heated, 24V
- Electric adjust flat glass top mirror
- Bottom R400 convex spotter
- Insulated cable and necessary plugs
- Integrated LED clearance lights
- Integrated antenna plug and cable
- Dimensions: Top W 232mm x H 385mm, Bottom W 186mm x H 173mm
- Mirror Arm: 28mm

Part Numbers

- 1481002** Black ABS Body Top Flat Electric Adjust, Bottom R400 Convex, Right Side Mount, Heated 24V
- 1481003** Black ABS Body Top Flat Electric Adjust, Bottom R400 Convex, Left Side Mount, Heated 24V (not shown)



Britax

Mirror Heads and Brackets

Chrome Plated ABS Electric Mirror Head to suit International Lonestar and Prostar Trucks 24V



Design Features

- Chrome plated ABS body mirror head
- Stainless steel brackets included
- Top and bottom glass heated, 24V
- Electric adjust flat glass top mirror
- Bottom R400 convex spotter
- Insulated cable and necessary plugs
- Integrated LED clearance lights
- Integrated antenna plug and cable
- Dimensions: Top W 232mm x H 385mm, Bottom W 186mm x H 173mm
- Mirror Arm: 28mm

Part Numbers

- 1481000** Chrome Top Flat Electric Adjust, Bottom R400 Convex, Right Side Mount, Heated 24V
- 1481001** Chrome Top Flat Electric Adjust, Bottom R400 Convex, Left Side Mount, Heated 24V (not shown)





Mirror Heads

Black ABS Body Mirror Heads
to suit a Range of Vehicles



7112-023 (Flat)
7112-022 (Convex)

Black ABS body
Corrosion resistant and durable

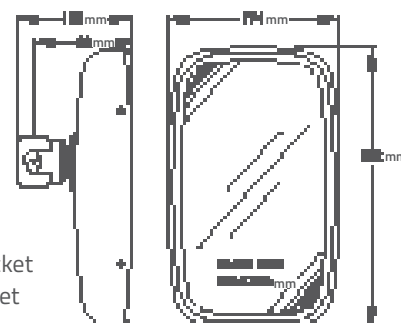
PVC Surrounding
Designed to firmly retain mirror glass

Design Features

- Black ABS body with PVC surrounding
- Fits 10-22mm tubular bracket
- Approvals: E Approved, ADR 14-00
- H 282mm x D 116mm x W 174mm

Part Numbers

- 7112-023** Flat Glass, Left or Right Side Mount, Fits 10-22mm bracket
7112-022 Convex Glass R1800, Left or Right Side Mount, Fits 10-22mm bracket
7112-020 Convex Glass R450, Left or Right Side Mount, Fits 10-22mm bracket
4003-420-01 Replacement Glass Convex to Suit 7112-020 PK1
4003-422-01 Replacement Glass Convex to Suit 7112-022 PK1



Mirror Heads

Black ABS Body Mirror Heads
to suit a Range of Vehicles



7107-001

Black ABS body
Corrosion resistant and durable

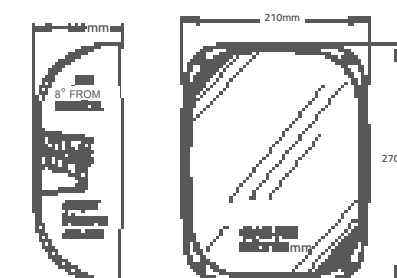
PVC Surrounding
Designed to firmly retain mirror glass

Design Features

- Black ABS body with PVC surrounding
- Fits 16-22mm tubular bracket
- Approvals: E Approved, ADR 14-00
- H 270mm x D 100mm x W 210mm

Part Numbers

- 7107-001** Convex Glass R1800, Left or Right Side Mount, Fits 16-22mm bracket
7107-002 Convex Glass R1200, Left or Right Side Mount, Fits 16-22mm bracket
7418-005-05 Replacement Glass R1800 Convex to Suit 7107-001



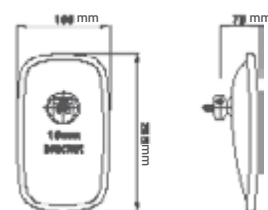


Mirror Heads

Black ABS Body Mirror Heads
to suit a Range of Vehicles



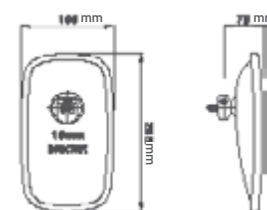
7181-301 (Flat)
7182-301 (Convex R1200)



7181-321 (Flat)
7182-321 (Convex R1200)



7180-301 (Convex R1800)



Design Features

- Black ABS body with PVC surrounding
- Full flat or full convex glass options
- Approvals: E Approved, ADR 14-00

Part Numbers

- 7181-301** Single Flat Glass Mirror Head, Left and Right Side Mount, Fits 16mm bracket
7182-301 Single Convex Glass Mirror Head R1200, Left and Right Side Mount, Fits 16mm bracket
7181-321 Single Flat Glass Mirror Head, Left and Right Side Mount, Fits 10-22mm bracket
7182-321 Single Convex Glass Mirror Head R1200, Left and Right Side Mount, Fits 10-22mm bracket
7180-301 Single Convex Glass Mirror Head R1800, Left and Right Side Mount, Fits 16mm bracket
7604-001-B Adjustment thumbwheel to suit 7180-301, 7181-301, 7182-301

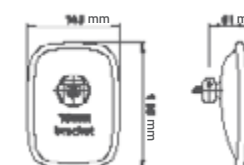


Mirror Heads

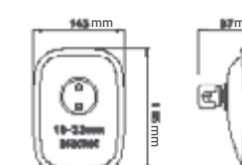
Black ABS Body Mirror Heads
to suit a Range of Vehicles



7121-301 (Flat)
7120-301 (Convex)



7121-321 (Flat)
7120-321 (Convex)



These versatile compact mirror heads can be used as rear view mirrors for Utility or small Agriculture vehicles, or as additional spotter mirrors on larger European style trucks.

The 7121-321 is particularly popular due to the mounting versatility.

Design Features

- Black ABS body with PVC surrounding
- Full flat or full convex glass options
- Approvals: E Approved, ADR 14-00

Part Numbers

- 7121-301** Single Flat Glass Mirror Head, Left and Right Side Mount, Fits 16mm bracket
7120-301 Single Convex Mirror Head, Left and Right Side Mount, Fits 16mm bracket
7121-321 Single Flat Mirror Head, Left or Right Mount, Fits 10-22mm bracket
7120-321 Single Convex Mirror Head R1200, Left or Right Mount, Fits 10-22mm bracket
Z3002-068-10 Glass Flat PK10
7604-001-B Adjustment Thumbwheel to suit 7121-301/7120-301





Mirror Head

Black Steel Mirror Head
for General Purpose Use



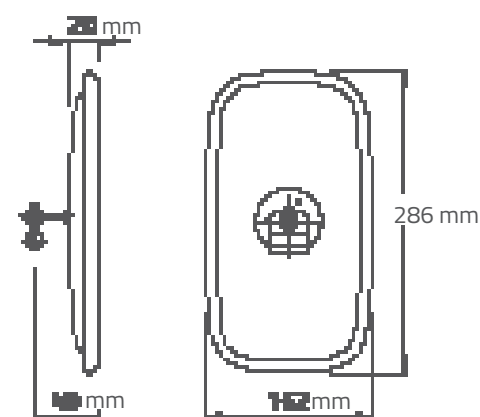
1412647

Design Features

- Black steel body, PVC surrounding
- Left or Right Side mount, 13 mm clamp included
- H 286mm x D 48mm x W 162mm
- 13mm Clamps included

Part Number

1412647 Flat Glass Mirror Head



Mirror Head

Black ABS Mirror Head
for General Purpose Use



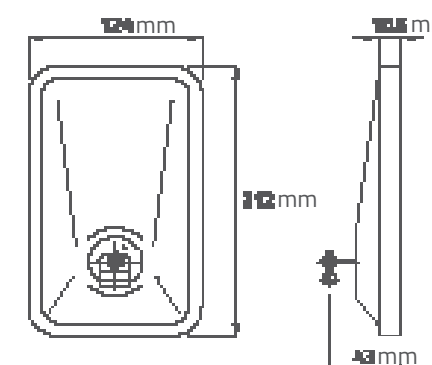
1412641

Design Features

- Black ABS moulded body
- Left or Right side mount, 13mm clamp included
- H 212mm x D 43mm x W 124mm

Part Number

1412641 Flat Glass Mirror Head





Mirror Heads and Brackets

Flat Glass Black Plastic Moulded Mirror Heads & Galvanised Powder Coated Black Steel Brackets



1441022

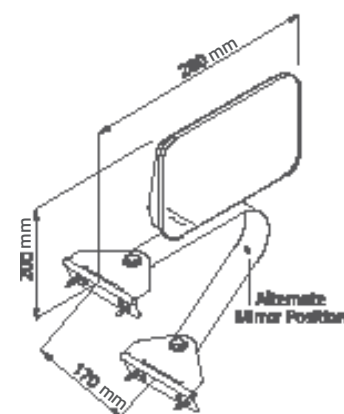
These brackets suit angled door applications and brackets are designed for tray back vehicles to provide the driver with a better view.

Design Features

- Galvanised powder coated steel swing arm and mounting bracket
- Reversible design to suit contour of vehicle cabin
- Heavy duty pivot point hardware
- High corrosion resistant properties
- Hinged door brackets included
- Extended arm length of 280mm
- H 340mm x D 93mm x W 280mm

Part Numbers

- 1441022** Door Mount Pair, Mirror Head and Brackets, Twin Pack
1441011 Door Mount Single, Mirror Head and Brackets, Left or Right Side Mount, Single Pack
1441122 Replacement Mirror Head
1441021 Single Bracket, Galvanised Powder Coated Black Steel, 280mm
1421190 Door mounting and Reinforcement plate




Door mounting & reinforcement plate to add door support and simplify mounting for mirror brackets: 1421190



Mirror Heads and Brackets

Flat Glass Black Plastic Moulded Mirror Heads & Galvanised Powder Coated Black Steel Brackets



1441033

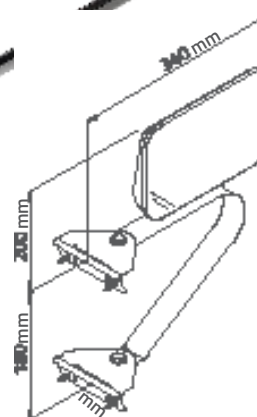
These brackets suit flat door applications and are designed for tray back vehicles to provide the driver with a better view.

Design Features

- Galvanised powder coated steel swing arm and mounting bracket
- Heavy duty pivot point hardware
- High corrosion resistant properties
- Hinged door brackets included
- Extended arm length of 340mm
- H 350mm x D 93mm x W 340mm

Part Numbers

- 1441033** Door mount pair, Mirror Head and Brackets, Twin Pack
1441012 Door Mount Single, Mirror Head and Brackets, Left or Right Side Mount, Single Pack
1441122 Replacement Mirror Head
1441032 Single Bracket, Galvanised Powder Coated Black Steel, 340mm
1421190 Door mounting and Reinforcement plate

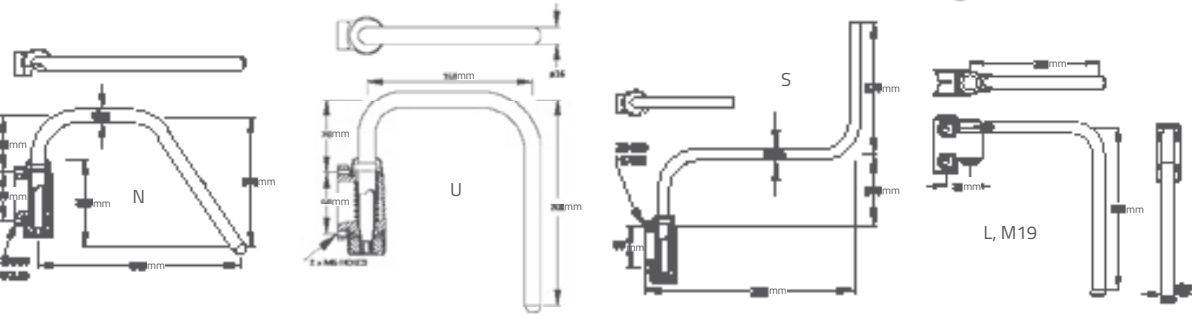


Door mounting & reinforcement plate to add door support and simplify mounting for mirror brackets: 1421190



Mirror Brackets

Galvanised Powder Coated Steel
Brackets for General Purpose Use

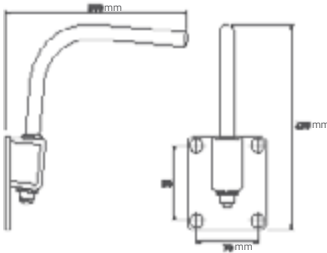


Design Features

- Multi position, attach either upward or downward
- Galvanised powder coated steel
- Left or right hand mount

Part Numbers

- 7200-007** N Bracket Spring Pivot M16
7200-061 U Bracket Spring Pivot M16
7200-058 S Bracket Spring Pivot M16
1422080 L Bracket Fixed Pivot M16
7219-010 L Bracket Fixed Pivot M19



Mirror Bracket

Black Steel Adjustable Mirror Bracket
to Suit West Coast Style Trucks

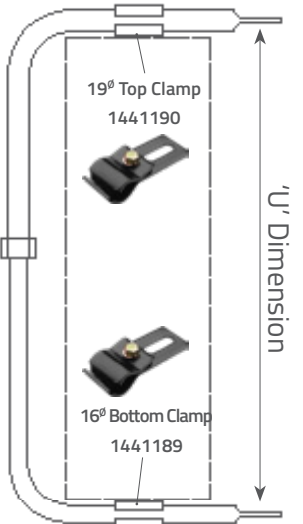


Design Features

- Galvanised powder coated black steel frame and mounting brackets
- Suits West Coast Mirror heads and other universal applications
- Adjustable height for 11" to 18" mirror heads
- Universal mounting brackets, position locking

Part Number

1422006 Black Steel Adjustable Mirror Bracket



| Britax Bracket Type » | | 1422006 | | | | | | | |
|-------------------------------|-----------------|-------------|-----|-------------|-----|---------------|-----|-------------|-----|
| Britax West Coast Head Size » | | 463mm (18") | | 418mm (16") | | 379mm (14.6") | | 292mm (11") | |
| Britax Mirror Clamp Type » | | Side | End | Side | End | Side | End | Side | End |
| 'U' Dimension | 480mm (minimum) | | X | | | | | X | |
| | 495mm | | | | | X | | X | |
| | 535mm | | | X | | X | | X | |
| | 585mm | X | | X | | X | | X | |
| | 660mm (maximum) | X | | X | | X | | X | |



Mirror Bracket

Black Steel Adjustable Mirror Bracket
to Suit West Coast Style Trucks



1422026

Design Features

- Galvanised powder coated black steel frame and mounting brackets
- Suits West Coast Mirror heads and other universal applications
- Adjustable height for 11" to 18" mirror heads
- Universal mounting brackets, position locking

Part Number

1422026 Black Steel Adjustable Mirror Bracket

| Britax Bracket Type » | | 1422026 | | | | | | | |
|-------------------------------|-----------------|-------------|-----|-------------|-----|---------------|-----|-------------|-----|
| Britax West Coast Head Size » | | 463mm (18") | | 418mm (16") | | 379mm (14.6") | | 292mm (11") | |
| Britax Mirror Clamp Type » | | Side | End | Side | End | Side | End | Side | End |
| 'U' Dimension | 460mm (minimum) | | | | | | | X | |
| | 490mm | | | | | X | | X | |
| | 525mm | | | X | | X | | X | |
| | 570mm | X | | X | | X | | X | |
| | 610mm (maximum) | X | | X | | X | | X | |




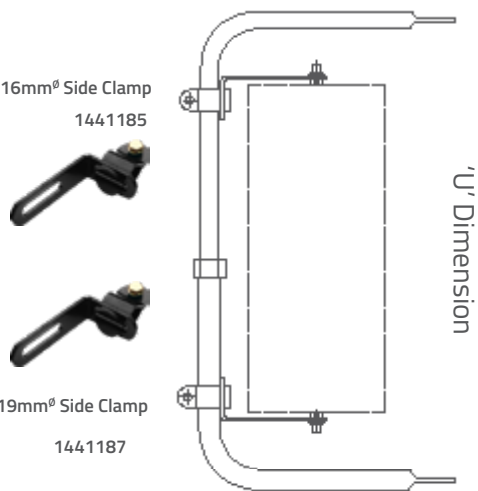
Door reinforcement kit available for
lower door mounting bracket: 1421190



Mirror Bracket

Black Steel Adjustable Mirror Bracket
to Suit West Coast Style Trucks

When fitting shorter West Coast mirror heads
purchase the optional side-mount clamp (top and
bottom) and fit as shown.



1422000

Design Features

- Galvanised powder coated black steel frame and mounting brackets
- Suits West Coast Mirror heads and other universal applications
- Adjustable height for 11" to 18" mirror heads
- Universal mounting brackets, position locking

Part Numbers

1422000 Black Steel Adjustable Mirror Bracket

| Britax Bracket Type » | | 1422000 | | | | | | | |
|-------------------------------|-----------------|-------------|-----|-------------|-----|---------------|-----|-------------|-----|
| Britax West Coast Head Size » | | 463mm (18") | | 418mm (16") | | 379mm (14.6") | | 292mm (11") | |
| Britax Mirror Clamp Type » | | Side | End | Side | End | Side | End | Side | End |
| 'U' Dimension | 430mm (minimum) | | | | X | | | | |
| | 460mm | | | | | | | X | |
| | 480mm | | X | | | | | X | |
| | 490mm | | | | | X | | X | |
| | 530mm | | | X | | X | | X | |
| | 575mm | X | | X | | X | | X | |
| | 610mm (maximum) | X | | X | | X | | X | |




Mirror Head

Reversing Safety Mirror

Convex Glass Radius 400

Suitable for
Vans, Wagons and 4WDs



1441017

Design Features

- Easy installation (no pilot holes required)
- Angle adjustable
- Wide and safety view
- Caravan or trailer aid
- H 172mm x W 142mm
- Clamp on 300mm arm

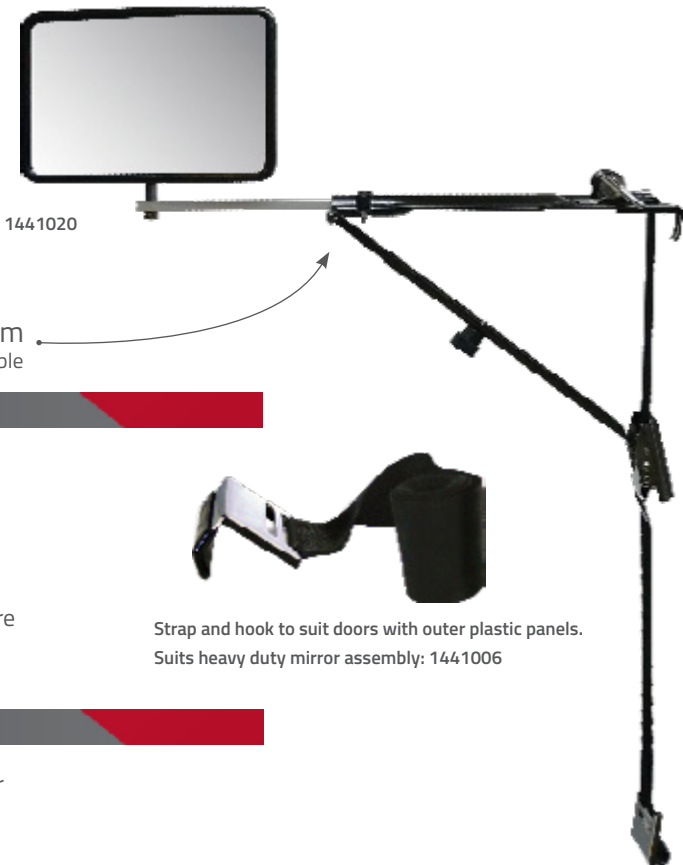
Part Numbers

1441017 Exterior Reversing Mirror

Towing Mirror

ABS Body Mirror Head

Adjustable Steel Frame



1441020

Strong Arm
Fully adjustable

Design Features

- Strap-on universal towing mirror
- Fast and easy to fit and remove
- Resists vibration when mounted
- Fully adjustable strong arms, W 320-480mm
- Ratchet adjustable hold down strap, door H 1metre
- Strong ball joint on mirror head, D 8mm mount

Part Numbers

1441020 Steel Heavy Duty Flat Towing Mirror
1441006 Steel Hook & Strap for plastic outer
1441122 Replacement Mirror Head

Strap and hook to suit doors with outer plastic panels.
Suits heavy duty mirror assembly: 1441006

Mirror Index

| PRODUCT NO | PRODUCT DESCRIPTION | PAGE |
|---|--|-------|
| Mirror Heads to Suit West Coast Style Trucks | | |
| 1421101 | Mirror Head Flat Glass H 292mm (11") x D 40mm x W 163mm | 6 |
| 1421131 | Mirror Head Flat Glass H 379mm (14.6") x D 40mm x W 163mm | 6 |
| 1421106 | Mirror Head Flat Glass H 418mm (16") x D 40mm x W 163mm | 6 |
| 1421100 | Mirror Head Flat Glass H 463mm (18") x D 40mm x W 163mm | 6 |
| 1421133 | Mirror Head Flat Glass H 379mm (14.6") x D 40mm x W 163mm Marker Light | 6 |
| 1421166 | Mirror Head Flat Glass H 418mm (16") x D 40mm x W 163mm Marker Light | 6 |
| 1421158 | Mirror Head Flat Glass H 463mm (18") x D 40mm x W 163mm Marker Light | 6 |
| 1423301 | Mirror Glass Flat to Suit 18" West Coast PK5 | 6, 7 |
| 1423331 | Mirror Glass Flat to Suit 16" West Coast PK5 | 6 |
| 1423311 | Mirror Glass Flat to Suit 14.6" West Coast PK5 | 6 |
| 881-00-12V | Marker Light | 6 |
| 1421759 | Mirror Head Round Corner Split Glass H 410mm (16") R600 Convex Spotter Glass | 7 |
| 1421756C | Mirror Head Round Corner Flat Glass H 410mm (16") Marker Light and Heater | 7 |
| 1422655 | Mirror Head Square Corner Flat Glass H 463mm (18") x D 40mm x W 163mm | 7 |
| 1421758 | Mirror Head Round Corner Flat Glass H 410mm (16") x D 40mm x W 190mm | 7 |
| 1421778 | Mirror Head Square Corner Flat Glass H 410mm (16") x D 35mm x W 190mm | 7 |
| Mirror Heads to suit Japanese Style Trucks | | |
| 147380SL | Split Glass, Top Flat, Bottom R1800 Convex Spotter, Left Side Mount | 12 |
| 147380SR | Split Glass, Top Flat, Bottom R1800 Convex Spotter, Right Side Mount | 12 |
| 147380C | Mirror Head Convex, Glass R1800 H 380mm x D 195mm M19 | 12 |
| 147380F | Mirror Head Flat, H 380mm x D 195mm, Left or Right Side Mount | 12 |
| 147430SL | Split Glass, Top Flat, Bottom R1800 Convex Spotter, Left Side Mount | 13 |
| 147430SR | Split Glass, Top Flat, Bottom R1800 Convex Spotter, Right Side Mount | 13 |
| 147430C | Mirror Head Convex, Glass R1800 H 430mm x D 200mm M19 | 13 |
| 147430F | Mirror Head Flat, H 430mm x D 200mm, Left or Right Side Mount | 13 |
| 147430SG | Replacement Flat Mirror to suit 147430 SL/SR | 13 |
| 1423100 | Mirror Head Flat Glass, H 415mm x D 225mm, Left or Right Side Mount | 14 |
| 1423125 | Mirror Head Convex Glass, H 415mm x D 225mm, Left or Right Side Mount | 14 |
| 7400-001-05 | Spare Mirror Glass to Suit 1423100 (Pack of 5) | 14 |
| 1423325 | Spare Convex Mirror Glass to Suit 1423125 | 14 |
| Mirror Heads to suit Japanese Style Trucks - Electric | | |
| 147300E24H | Mirror Head Split, Top Flat, Bottom Convex R400, Left or Right Side Mount, Electric, Heated 24V | 15 |
| 147HARNES | Control Switch and Wiring Harness, Suits 2 x Electric Mirror Heads, 3M Wiring, 12/24V | 15,16 |
| 147360FE24H | Mirror Head Flat Glass, H 360mm x D 180mm, Left or Right Side Mount, Electric Adjust, Heated 24V | 16 |
| 147150M24H | Rectangular Convex Glass R400, H 220mm x D 170mm Spotter Mirror, Manual Adjust, Heated 24V | 16 |
| Mirror Heads to suit Japanese and European Style Trucks | | |
| 7818-000F | Mirror Head Flat Glass, H 430mm x D 208mm, Left or Right Side Mount | 17 |
| 7818-000C | Mirror Head Convex Glass R1200, H 430mm x D 208mm, Left or Right Side Mount | 17 |
| 7418-000F | Replacement Glass to Suit 7818-000F, Flat | 17 |
| 7418-000C | Replacement Glass to Suit 7818-000C, Convex | 17 |
| Mirror Heads to suit European Style Trucks (continued on page 40) | | |
| 1485100 | Mercedes Actros MP3, Top Flat Electric Adjust, Bottom Fixed R300 Convex, Right Side Mount, Heated 24V | 18 |
| 1485101 | Mercedes Actros MP3, Top Flat Electric Adjust, Bottom Fixed R300 Convex, Left Side Mount, Heated 24V | 18 |
| 1484401 | Volvo VNM/VNL/VNX/VND/VAH Top Flat Electric Adjust, Bottom Fixed R400 Convex, Right Side Mount, Heated 24V | 20 |
| 1484402 | Volvo VNM/VNL/VNX/VND/VAH Top Flat Electric Adjust, Bottom Fixed R400 Convex, Left Side Mount, Heated 24V | 20 |

Mirror Index

| PRODUCT NO | PRODUCT DESCRIPTION | PAGE |
|--|--|------|
| Mirror Heads to suit European Style Trucks | | |
| 1484403 | Volvo VNM/VNL/LNX/VND/VAH Top Flat Electric Adjust, Bottom Fixed R400 Convex, Right Side Mount, Heated 24V, Chrome | 21 |
| 1484404 | Volvo VNM/VNL/LNX/VND/VAH Top Flat Electric Adjust, Bottom Fixed R400 Convex, Left Side Mount, Heated 24V, Chrome | 21 |
| 1484000 | Volvo FM, Top Flat Electric Adjust, Bottom Fixed R300 Convex, Right Side Mount, Heated 24V | 22 |
| 1484001 | Volvo FM, Top Flat Electric Adjust, Bottom Fixed R300 Convex, Left Side Mount, Heated 24V | 22 |
| 1484500 | Convex Mirror with Door Mirror Bracket, R300 H 156 mm x W 251 mm, Left or Right Sided Mount | 22 |

Mirror Heads to suit American Style Trucks

| | | |
|---------|--|----|
| 1486000 | Freightliner Cascadia, Top Electric Adjust Flat, Fixed Bottom R300 Convex, Right Mount, Heated 24V | 23 |
| 1486001 | Freightliner Cascadia, Top Electric Adjust Flat, Fixed Bottom R300 Convex, Left Mount, Heated 24V | 23 |
| 1481002 | Black ABS Body Top Flat Electric Adjust, Bottom R400 Convex, Right Side Mount, Heated 24V | 24 |
| 1481003 | Black ABS Body Top Flat Electric Adjust, Bottom R400 Convex, Left Side Mount, Heated 24V | 24 |
| 1481000 | Chrome Top Flat Electric Adjust, Bottom R400 Convex, Right Side Mount, Heated 24V | 25 |
| 1481001 | Chrome Top Flat Electric Adjust, Bottom R400 Convex, Left Side Mount, Heated 24V | 25 |

Mirror Heads to suit Utility Vehicles

| | | |
|---------|--|--------|
| 1441022 | Door Mount Pair, Mirror Head and Brackets, Twin Pack | 32 |
| 1441011 | Door Mount Single, Mirror Head and Brackets, Left or Right Side Mount, Single Pack | 32 |
| 1441122 | Replacement Mirror Head | 32, 33 |
| 1441021 | Single Bracket, Galvanised Powder Coated Black Steel, 280mm | 32 |
| 1421190 | Door mounting and Reinforcement plate | 32, 33 |
| 1441033 | Door mount pair, Mirror Head and Brackets, Twin Pack | 33 |
| 1441012 | Door Mount Single, Mirror Head and Brackets, Left or Right Side Mount, Single Pack | 33 |
| 1441032 | Single Bracket, Galvanised Powder Coated Black Steel, 340mm | 33 |

Spotter Mirrors to suit West Coast Style Trucks

| | | |
|---------|---|---|
| 1421014 | Rectangular Spotter Mirror R300 Convex Glass H 150mm x D 95mm x W 110mm | 8 |
| 1441030 | Round Spotter Mirror R400 Convex Glass Ø 125mm x D 80mm | 8 |
| 1441023 | Round Spotter Mirror R300 Convex Glass Ø 150mm x D 85mm | 8 |
| 1441025 | Round Spotter Mirror R300 Convex Glass Ø 190mm x D 85mm | 8 |
| 1441027 | Round Spotter Mirror R300 Convex Glass Ø 216mm x D 90mm | 8 |
| 1421015 | Rectangular Spotter Mirror R300 Convex Glass H 150mm x D 95mm x W 110mm | 9 |
| 1441031 | Round Spotter Mirror R400 Convex Glass Ø 125mm x D 80mm | 9 |
| 1441024 | Round Spotter Mirror R400 Convex Glass Ø 150mm x D 85mm | 9 |
| 1441026 | Round Spotter Mirror R300 Convex Glass Ø 190mm x D 85mm | 9 |
| 1441028 | Round Spotter Mirror R300 Convex Glass Ø 216mm x D 90mm | 9 |

Spotter Mirror to Suit Scania P380 Series Trucks

| | | |
|---------|---------------------------------------|----|
| 1482200 | Mirror Head Blind Spot Passenger Side | 19 |
|---------|---------------------------------------|----|

Spotter Mirror to Suit Volvo FH

| | | |
|---------|----------------------------------|----|
| 1484501 | Volvo FH, Blindspot front mirror | 22 |
|---------|----------------------------------|----|

Blind Spotter Mirror to suit West Coast Style Trucks

| | | |
|----------|---|---|
| 7803-000 | Rectangular Blindspot Mirror R300 Convex Glass H 103mm x D 25mm x W 210mm | 9 |
|----------|---|---|

Blind Spotter Mirror to suit Mercedes Actros/Axor Series

| | | |
|---------|--|----|
| 1485202 | Convex mirror with door mirror bracket to suit Actros MP4 series R350 H190mm x W 325mm | 19 |
| 1485000 | Blindspot Convex Mirror R300 H199mm x W 193mm | 19 |

Mirror Index

| PRODUCT NO | PRODUCT DESCRIPTION | PAGE |
|---|--|------|
| Spotter Mirrors Self Adhesive Stick-On Convex | | |
| 1441014 | Round Convex Glass R150 Ø50mm Spotter Mirror | 9 |
| 1441015 | Round Convex Glass R300 Ø50mm Spotter Mirror | 9 |
| 1441016 | Rectangular Convex Glass R200 140mm x 100mm Spotter Mirror | 9 |

Agriculture & General Use Mirrors

| | | |
|--------------|--|-------|
| 7112-023 | Flat Glass, Left or Right Side Mount, Fits 10-22mm bracket | 26 |
| 7112-022 | Convex Glass R1800, Left or Right Side Mount, Fits 10-22mm bracket | 26 |
| 7112-020 | Convex Glass R450, Left or Right Side Mount, Fits 10-22mm bracket | 26 |
| 4003-420-01 | Replacement Glass Convex to Suit 7112-020 PK1 | 26 |
| 4003-422-01 | Replacement Glass Convex to Suit 7112-022 PK1 | 26 |
| 7107-001 | Convex Glass R1800, Left or Right Side Mount, Fits 16-22mm bracket | 27 |
| 7107-002 | Convex Glass R1200, Left or Right Side Mount, Fits 16-22mm bracket | 27 |
| 7418-005-05 | Replacement Glass R1800 Convex to Suit 7107-001 | 27 |
| 7181-301 | Single Flat Glass Mirror Head, Left and Right Side Mount, Fits 16mm bracket | 28 |
| 7182-301 | Single Convex Glass Mirror Head R1200, Left and Right Side Mount, Fits 16mm bracket | 28 |
| 7181-321 | Single Flat Glass Mirror Head, Left and Right Side Mount, Fits 10-22mm bracket | 28 |
| 7182-321 | Single Convex Glass Mirror Head R1200, Left and Right Side Mount, Fits 10-22mm bracket | 28 |
| 7180-301 | Single Convex Glass Mirror Head R1800, Left and Right Side Mount, Fits 16mm bracket | 28 |
| 7604-001-B | Adjustment thumbwheel to suit 7180-301, 7181-301, 7182-301 | 28,29 |
| 7121-301 | Single Flat Glass Mirror Head, Left and Right Side Mount, Fits 16mm bracket | 29 |
| 7120-301 | Single Convex Mirror Head, Left and Right Side Mount, Fits 16mm bracket | 29 |
| 7121-321 | Single Flat Mirror Head, Left or Right Mount, Fits 10-22mm bracket | 29 |
| 7120-321 | Single Convex Mirror Head R1200, Left or Right Mount, Fits 10-22mm bracket | 29 |
| 23002-068-10 | Glass Flat PK10 | 29 |
| 1412647 | Flat Glass Mirror Head | 30 |
| 1412641 | Flat Glass Mirror Head | 31 |

Reversing Safety Mirror

| | | |
|---------|---------------------------|----|
| 1441017 | Exterior Reversing Mirror | 38 |
|---------|---------------------------|----|

Interior Flat Rear View Mirror

| | | |
|---------|--|----|
| 1441910 | Interior Flat Rear View Mirror H 58mm x D 10mm x W 250mm | 10 |
|---------|--|----|

Towing Mirror

| | | |
|---------|--------------------------------------|----|
| 1441020 | Steel Heavy Duty Flat Towing Mirror | 38 |
| 1441006 | Steel Hook & Strap for plastic outer | 38 |
| 1441122 | Replacement Mirror Head | 38 |

Arms, Brackets, and General Accessories

| | | |
|----------|---|------------|
| 1423631 | West Coast Heater Element | 6 |
| 1422100 | Universal Bonnet Mount Spotter Bracket, Stainless Steel | 8,9 |
| 7200-007 | N Bracket Spring Pivot M16 | 34 |
| 7200-061 | U Bracket Spring Pivot M16 | 34 |
| 7200-058 | S Bracket Spring Pivot M16 | 34 |
| 1422080 | L Bracket Fixed Pivot M16 | 34 |
| 7219-010 | L Bracket Fixed Pivot M19 | 34 |
| 1422006 | Black Steel Adjustable Mirror Bracket | 35 |
| 1422026 | Black Steel Adjustable Mirror Bracket | 36 |
| 1422000 | Black Steel Adjustable Mirror Bracket | 37 |
| 1441032 | Single Bracket, Galvanised Powder Coated Black Steel, 340mm | 33 |
| 1421190 | Door Mounting and Reinforcement Plate | 32, 33, 36 |

Notes

[illegible]

Notes

[illegible]



ESG[®]  **ECCO**  **CODE 3**  **XRAY**
ECCO SAFETY GROUP   **Cole Hersee**

www.eccoesg.com/au/en