



## DIRECTIONAL LEDS

### 3900 SERIES

#### Surface & Grommet Mount

These versatile LEDs offer a choice of either oval or round shape and surface or grommet mounting. Comprised of 56 high intensity LEDs, these lights feature 15 or 16 flash patterns, and are covered by a 2-year warranty.

#### Models

PART NO.	VOLTAGE	AMPS	MOUNT	SHAPE
3910X	12	0.8	Surface	Rectangle
3911X	12	0.8	Surface	Oval
3912X	12	0.8	Surface	Round
3920X	12	0.8	Grommet	Oval
3921X	12	0.8	Grommet	Round
3931X	12	0.8	Surface	Rectangle
3932X	12	0.8	Surface	Rectangle

Replace X in part number with desired color: A=Amber, B=Blue (3931/32 only), C=Clear (3931/32 only) & R=Red

#### Features and Benefits

- Extremely thin surface mount design
- Simple three-wire hookup

#### Accessories

ROUND GROMMET (3921 only)  
R2140GR



BLACK BEZEL (3931 only)  
A3931BZB



OVAL GROMMET (3920 only)  
R2160GO



CHROME BEZEL (3931 only)  
A3931BZC



ROUND BOX (3921 only)  
A9894



BLACK BEZEL (3932 only)  
A3932BZB



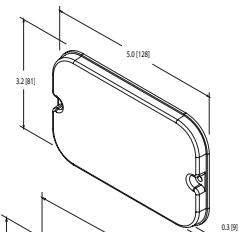
OVAL BOX (3920 only)  
A9895



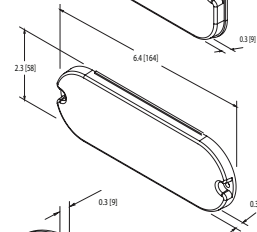
CHROME BEZEL (3932 only)  
A3932BZC



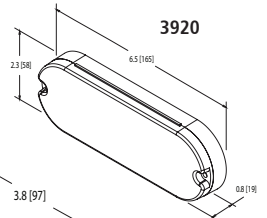
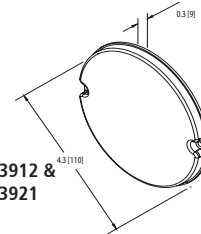
3910



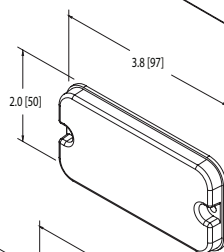
3911



3912 & 3921



3931



3932

