

Setup Guide

Car Cam

Quick Start

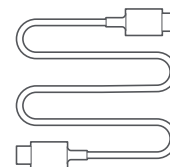
1. Download the Ring app.
2. Open the Ring app and tap Set Up a Device.
3. Select Cars and scan this QR code.
4. Follow the in-app instructions to complete setup.



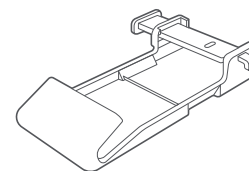
Hardware included



ODB-II adapter



Power cable



Holder with strap



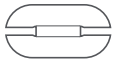
Cable push/tuck tool



Alcohol wipes



22-003009-05



Straight cable routing clip



Angled cable routing clip



Replacement cable clip adhesives



SAFETY INFORMATION: Failure to follow installation steps could result in serious injury, death, or property damage. Follow all device and cable mounting instructions in the Ring app. Ensure that no part of the device, including the cable, intrudes into the footwell area of your vehicle. Failure to do so may result in an entanglement risk.



ring.com/help



ring.com/callus

For information on our warranty and Ring Protect Plans, visit ring.com/legal

© 2023 Ring LLC or its affiliates. Ring and all related marks are trademarks of Ring LLC or its affiliates.

