



FLASH TEST REPORT

Execution

State of charge 95.97 %
Date 08/03/2023 14:48:46
Executed by Carla AB

Vehicle

Brand Volkswagen
Model e-Golf - 35,8 kWh
VIN WVGZZZAUZK8913357
Mileage 49,192 km

Analysis Result

AVILOO SCORE

96
/ 100

High voltage battery usage and history

Analysis of charging & driving behavior

46 / 50

High voltage battery performance

Analysis of cell voltages and module temperatures.

30 / 30

High voltage battery control unit

Check of signals and calculations of the battery management control unit.

10 / 10

Electrical low voltage system


Check of 12 V battery state and power supply.


5 / 5


Vehicle communication interface

Check of communication via the diagnostic interface.

5 / 5


DI Wolfgang Berger MBA
Managing director


DI Nikolaus Mayerhofer
Managing director


Dr. Marcus Berger
COO/CFO and Partner



EXPLANATION OF THE BATTERY FLASH TEST

ANALYSIS METHOD

The analysis performed is a combined result of: The communication quality between the diagnostic hardware AVILOO Box and the on-board diagnostic interface of the vehicle. The live battery data and data that indicates the previous use of the high voltage battery, which is made available to the AVILOO Box by the battery management system during the measurement. The plausibility check and classification of the battery condition using the collected values and a comparison with the AVILOO Battery Cloud using Big Data algorithms.

FLASH TEST EXECUTION PROTOCOL

```
14:48:43 AVILOO Box connected.
14:48:46 Flash Test started.
14:48:50 Vehicle detected.
14:48:54 Starting data acquisition.
14:50:54 Finished data acquisition.
14:51:07 Analyzing data.
14:51:10 Analysis completed.
```

DETAILED RESULTS OF PERFORMED CHECKS

Vehicle Information

VIN	WVWZZZAUZK8913357
Date	08/03/2023 14:48:46
Mileage	49,192 km

Measurements High Voltage System

Battery temperature	1.5 °C
Maximum cell temperature deviation	2 °C
Pack voltage	357.74 V
Maximum cell voltage deviation	6.84 mV
Peak current during check	-7.5 A
State of Charge (SoC) deviation	0.15 %
State of Health (SoH - read from car manufacturer)*	94.05 %

Measurements Low Voltage System

Power supply 12V system	14.47 V
-------------------------	---------

*The SoH shown here was not calculated by AVILOO but corresponds to the SoH read out from the battery management system and calculated by the manufacturer. AVILOO therefore does not guarantee the correctness of this SoH.

