



ESSEX COUNTY COUNCIL CLIMATE ACTION CONSULTATION REPORT

PREPARED BY LAKE MARKET RESEARCH



BACKGROUND AND METHODOLOGY

BACKGROUND

The Essex Climate Action Commission was set up in 2020 to advise on what Essex could do to tackle climate change and has over 30 members. The Commission has looked at six different subject areas in relation to climate change:

- Adapting to an already changing climate
- Transport
- Built environment
- Land use and green infrastructure
- Energy and waste
- Community engagement

Special Interest Groups were established for each area and groups met on a number of occasions to collate and review evidence and develop recommendations for changes.

The aim of this consultation is to understand the views of Essex residents on the recommendations put forward by the Commission.

METHODOLOGY

The consultation was hosted on Essex County Council's consultation portal for 7 weeks from 16th March to 4th May 2021. The consultation was publicised through a range of channels, including ECC social media channels, Essex is Green social media channels, newsletters and partner organisations.

POINTS TO NOTE

- 263 responses to the consultation were received.
- Please note that participation in consultations are self-selecting and this needs to be considered when interpreting responses.
- Responses to consultations do not wholly represent the wider Essex population and is reliant on awareness and propensity to take part based on the topic and interest.
- Essex County Council were responsible for the design, promotion and collection of the consultation responses. Lake Market Research were appointed to conduct an independent analysis of feedback.

DEMOGRAPHIC PROFILE OF CONSULTEES RESPONDING

The tables below depict the demographic profile of consultees against the Essex population¹. The proportion who left these questions blank or indicated they did not want to disclose this information has been included as applicable. The consultation achieved representation across demographic groups and districts.

¹ 1) Essex population data is derived from ONS mid-2019 population estimates for age and district (based on adults aged 16+) and Census 2011 for ethnicity (which are the most up-to-date figures available). Comparable population data is not available for gender identity or impairment

	Consultation Total %	Essex population %
GENDER		
Male	33%	-
Female	51%	-
Non-binary	1%	-
Prefer not to say / blank	15%	-
AGE		
Under 16	<0.5%	-
16-24	3%	12%
25-34	8%	15%
35-44	13%	15%
45-54	15%	17%
55-64	21%	16%
65-74	22%	14%
75 & over	3%	12%
Prefer not to say / blank	15%	-
DISABILITY / IMPAIRMENT		
No impairment	79%	-
Physical impairment	6%	-
Sensory impairment	2%	-
Learning difficult or disability	2%	-
Mental health needs	3%	-
Prefer not to say / blank	10%	-
DISTRICT		
Basildon	6%	12%
Braintree	14%	10%
Brentwood	8%	5%
Castle Point	3%	6%
Chelmsford	19%	12%
Colchester	10%	13%
Epping Forest	4%	9%
Harlow	2%	6%
Maldon	5%	5%
Rochford	6%	6%
Tendring	5%	10%
Uttlesford	5%	6%
Prefer not to say / blank	13%	-

	Consultation Total %	Essex population %
ETHNICITY		
White British	78%	91%
White Irish	1%	1%
White other background	4%	3%
Mixed / multiple ethnic group	1%	1%
Asian / Asian British	0%	3%
Black / Black British	0%	1%
Other ethnic group	0%	<0.5%
Prefer not to say / blank	16%	-

The vast majority of the consultees responding completed the survey as ‘a resident from Essex’. Submissions were received from other groups - 4 community groups, 1 charity representative, 2 businesses.

EXECUTIVE SUMMARY

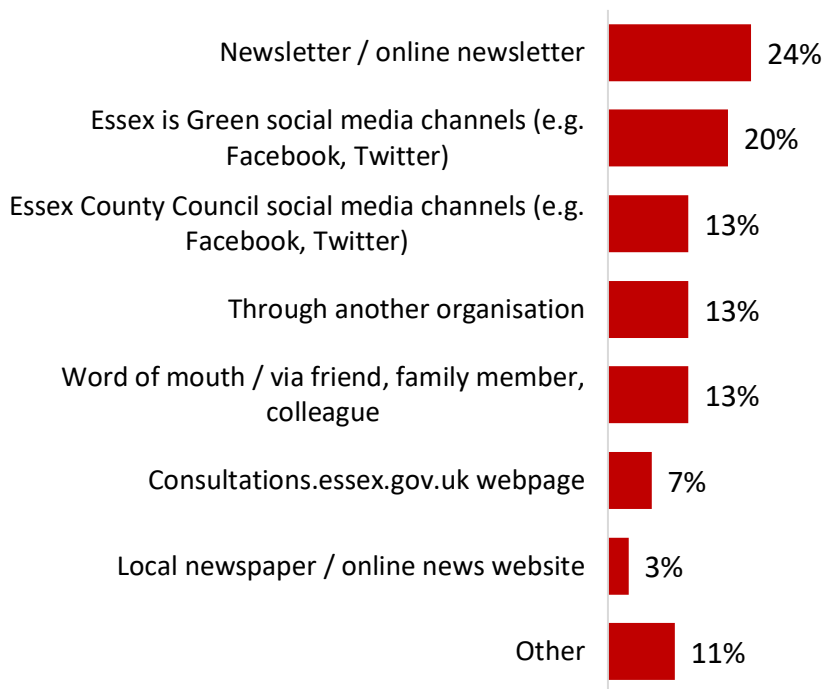
- 263 residents took part in the consultation questionnaire. The main routes to awareness of the consultation are a newsletter / online newsletter and social media channels.
- The consultation achieved representation across demographic groups and districts; however, the vast majority of consultees indicated they were very concerned about climate change. This should be considered when interpreting responses.
- As perhaps expected, given the attitudinal profile of consultees, overall support for the majority of recommendations put forward is strong, particularly concerning adapting to an already changing climate, energy & waste and built environment.
- However, there are concerns that some of the recommendations are not ambitious enough. Based on open ended feedback reviewed, these concerns largely stem from either the timescales being too far away or only committing to percentage changes (as opposed to ‘All’). With consideration to the attitudinal profile of consultees responding, there is a desire for changes to happen immediately and without haste.
- The most contentious recommendation area is Transport. There is some concern that the support for rebuilding / promoting public transport does not go far enough and in places is not sufficient to consider more active travel / less use of cars.

CONSULTATION FAMILIARITY AND CLIMATE CHANGE CONCERN

CONSULTATION AWARENESS

- The main routes to awareness of the consultation stem from a newsletter / online newsletter (24%) or social media channels (Essex is Green – 20%, Essex County Council – 13%).
- There are contrasts observed by age with a higher proportion of consultees aged 44 and under become aware through social media.

How did you first become aware of this consultation? Base: all answering (260)



Supporting data table	
Newsletter / online newsletter	24%
Essex is Green social media channels (e.g., Facebook / Twitter)	20%
Essex County Council social media channels (e.g., Facebook / Twitter)	13%
Through another organisation	13%
Word of mouth / via a friend, family member or colleague	13%
Consultations.essex.gov.uk webpage	7%
Local newspaper / online news website	3%
Other	11%

Significant differences in response were observed:

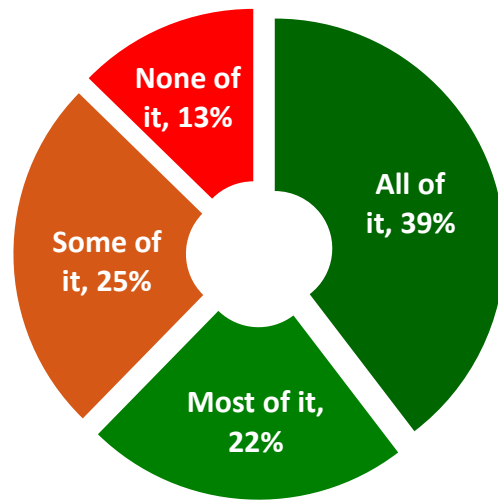
- A higher proportion of 65+ year old consultees found out through a newsletter / online newsletter (35%).
- A higher proportion of consultees aged 44 & under found out through the Essex is green social media channels (30%) or Essex County Council media channels (21%).

CONSULTATION AND COMMISSION FAMILIARITY

- Varying levels engagement observed amongst consultees in terms of the consultation background document as well as familiarity with the Essex Climate Action Commission.
- Full review of the document is lower amongst those with low familiarity with the Commission.

How much of the consultation background document (recommendations summary) have you read?

Base: all answering (259)

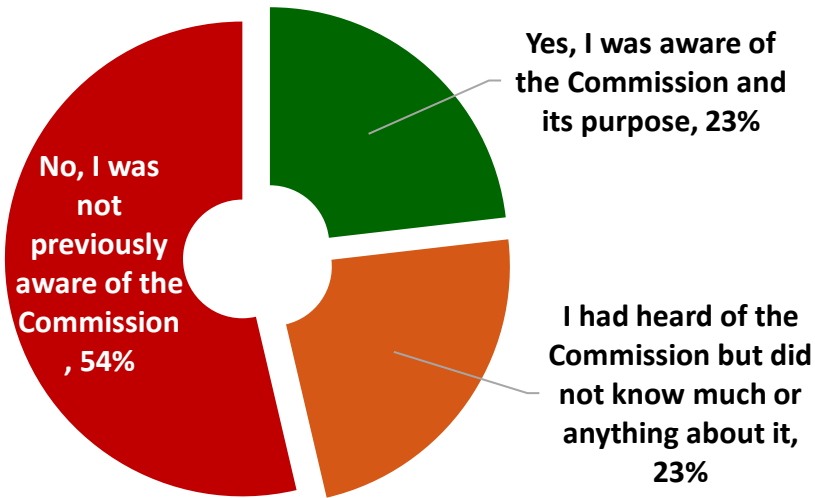


Supporting data table	
All of it	39%
Most of it	22%
Some of it	25%
None of it	13%

Significant differences in response were observed:

- A high proportion of those who were aware of the Commission and its purpose indicated they had read all / most of the consultation document (73%).
- 56% of those who were not previously aware of the Commission indicated they had read all / most of the consultation document.

Prior to finding out about this consultation, were you aware of the Essex Climate Action Commission? Base: all answering (263)

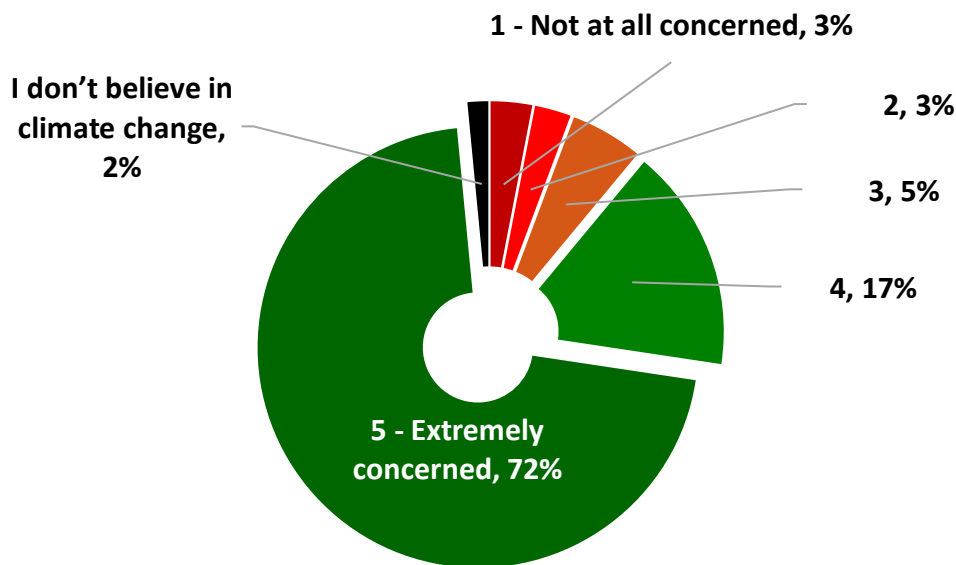


Supporting data table	
Yes, I am aware of the Commission and its purpose	23%
I had heard of the Commission but did not know much or anything about it	23%
No, I was not previously aware of the Commission	54%

CONCERN FOR CLIMATE CHANGE

- The vast majority indicated they are very concerned about climate change, with 89% rating 4 to 5 on a 5-point scale of concern. Concern is high across all age groups / males and females but there are significant differences observed.
- The profile of consultees concerned about climate change is significantly higher to that observed for a recent, large scale resident survey', where 66% rated a 4-5 concern (based on an 1,800 sample size).

On a scale of 1 to 5, where 1 is “not at all concerned” and 5 is “extremely concerned”, how concerned, if at all, are you about climate change? Base: all answering (259)



Supporting data table	
1 – Not at all concerned	3%
2	3%
3	5%
4	17%
5 – extremely concerned	72%
I don't believe in climate change	2%

Significant differences in response were observed:

- A higher proportion of female consultees rated a 4-5 concern (95%) compared to male consultees (82%).
- A higher proportion of consultees aged 44 & under (97%) and 45-64 year old consultees (94%) rated a 4-5 concern compared to 65+ consultees (83%).
- A lower proportion of consultees who were not previously aware of the Commission rated a 4-5 concern (85%) compared to consultees who were not previously aware of the Commission (85%).

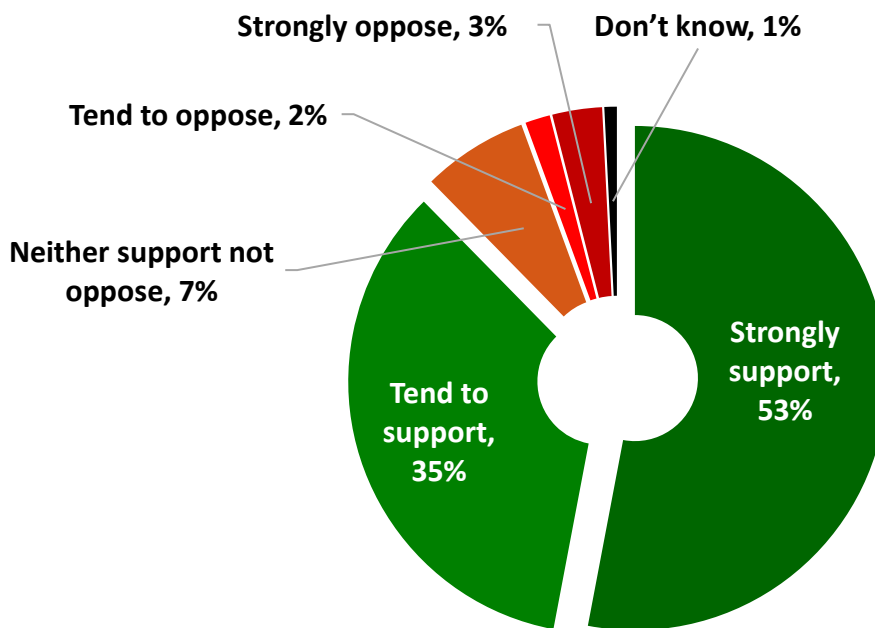
OVERALL OPINION OF RECOMMENDATIONS PUT FORWARD

OVERALL LEVEL OF SUPPORT FOR COMMISSION’S RECOMMENDATIONS

- The vast majority indicated they support the Commission’s recommendations put forward; just over half strongly support them (53%).
- Whilst overall support is high across all age groups, strength of support is highest amongst consultees aged 44 and under compared to older age groups.

Overall, to what extent do you support or oppose the Commission’s recommendations?

Base: all answering (251)



Supporting data table	
Strongly support	53%
Tend to support	35%
Neither support nor oppose	7%
Tend to oppose	2%
Strongly oppose	3%
Don't know	1%

Significant differences in response were observed:

- A higher proportion of consultees aged 44 and under ‘strongly support’ the Commission’s recommendations (70%) compared to consultees aged 45-64 (52%) and consultees aged 65 & over (49%).
- A higher proportion of female consultees ‘support’ the Commission’s recommendations (92%) compared to male consultees (85%).

RECOMMENDATIONS WITH MOST SUPPORT FROM CONSULTEES

- Fourteen of the fifty five recommendations put forward achieved overall support from over 90% of consultees responding.
- The majority of these recommendations sit within the ‘adapting to a changing climate’ and ‘energy & waste’.

To what extent do you support or oppose each of the Commission’s recommendations related to...?

Base: all answering (260)

% Net support	
Include water efficiency in energy efficiency retrofit plans (Adapting to an already changing climate)	96%
All Essex residents and businesses to have access to kerbside recycling services by 2025 (Energy & Waste)	96%
Accelerate recycling activity to achieve a minimum 70% recycling rate by 2030 (Energy & Waste)	96%
Develop action plans to manage & adapt specific shorelines over coming century that are realistic & sustainable in economic, social & environmental terms (Adapting to an already changing climate)	96%
Set goals for managing overheating and reversing the national decline in urban greenspace and include greenspace ‘retrofit’ programmes in Local Plans (Adapting to an already changing climate)	96%
Stronger policy on sustainable urban drainage systems to ensure it is included as the default for new developments (Adapting to an already changing climate)	95%
Coastal flood resilience schemes in critical areas to be implemented by 2023 (Adapting to an already changing climate)	94%
Establish a network of community-based reuse and repair hubs in Essex by 2024 (Energy & Waste)	93%
30% greening of our town, villages and new developments by: increased greenspace creation, naturalising existing green space, greening the public realm and developing sustainable urban drainage systems (SuDS) (Land use & green infrastructure)	93%
For those properties still at risk of flooding (currently 75,000), where we develop schemes to increase their flood resilience, we will aim for 3/4 of the schemes developed by 2050 to include Integrated Water Management and Natural Flood Management techniques (Land use & green infrastructure)	92%
Incorporate national green infrastructure requirements from the government’s 25 Year Environment Plan into local planning (Adapting to an already changing climate)	92%
Reduce per capita waste by at least 10% by 2030 (Energy & Waste)	92%
All new schools commissioned to be Carbon Zero by 2022 (Built Environment)	91%
All new commercial buildings to be Carbon Zero by 2025 (Built Environment)	91%

RECOMMENDATIONS WITH COMPARATIVELY LESS SUPPORT FROM CONSULTEES

- Overall support remains high when looking at the majority of the lowest tier of recommendations supported.
- Six of the ten recommendations put forward under ‘transport’ feature in the lowest tier of support.

To what extent do you support or oppose each of the Commission’s recommendations related to...?

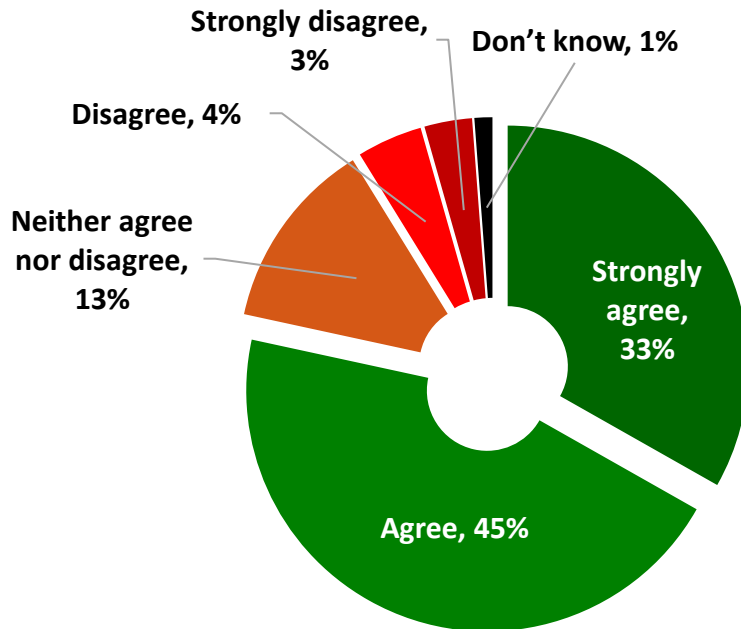
Base: all answering (260)

% Net support	
Reduce town centre/city centre parking (Transport)	46%
Introduce five workplace levy schemes (Transport)	52%
Introduce emissions charging and/or parking charges in town centres (Transport)	54%
Ringfence funding from car disincentives to invest in a good quality bus offer (Transport)	71%
Introduce additional school streets for 25 schools by 2022 and an additional 20 per year to 2050 (Transport)	72%
Kickstart innovative solutions such as electric demand responsive transport with a clear pathway to commerciality (Transport)	75%
Essex is Green should continue to be supported. Essex is Green should be used as an overarching brand for climate action in Essex, widely seen across the County. Essex is Green awards for community action should be developed. (Community & Engagement)	76%
Developing a Funding and Partnership development programme (Land use & green infrastructure)	79%
A climate recognition scheme for businesses should be developed where businesses are awarded a logo or badge in recognition of climate action taken. Anchor institutions should investigate if this could support green procurement practices. (Community & Engagement)	79%
Introduce 20 Walkable Neighbourhoods per annum from 2022 to 2030 (Transport)	79%

OVERALL ALIGNMENT OF RECOMMENDATIONS WITH AREA PRIORITIES

- At an overall level, just over three quarters agree the Commission’s recommendations are focused on the right areas / priorities; 33% strongly agree. 8% disagree with the focus of the recommendations.

To what extent do you agree or disagree that the Commission’s recommendations are focused on the right areas / priorities ...? Base: all answering (250)



Supporting data table	
Strongly agree	33%
Agree	45%
Neither agree nor disagree	13%
Disagree	4%
Strongly disagree	3%
Don't know	1%

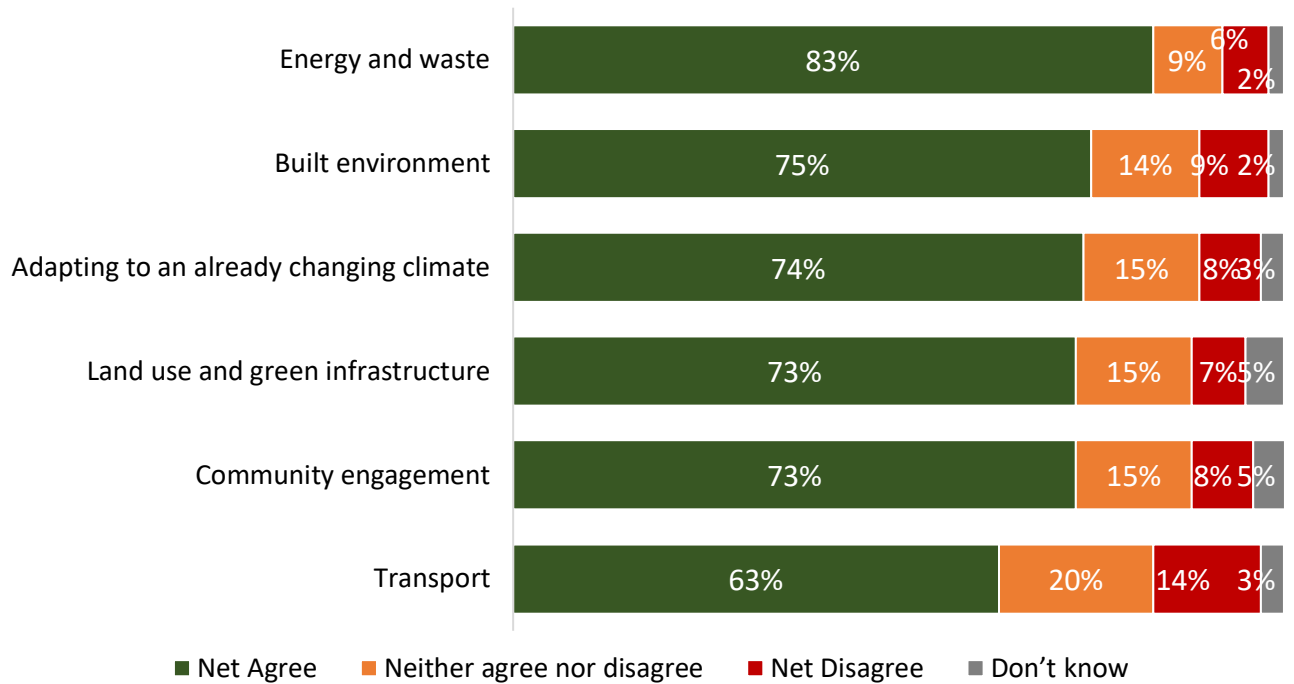
There is variability in agreement by age:

- A higher proportion of consultees aged 44 and under ‘strongly agree’ the recommendations are focused on the right areas / priorities compared to consultees aged 45-64 (31%) and consultees aged 65 & over (25%).

ALIGNMENT OF RECOMMENDATIONS BY AREA PRIORITIES

- Agreement with the focus of priorities varies by recommendation theme, with ‘Energy & waste’ highest at 83% and ‘Transport’ lowest at 63%.

To what extent do you agree or disagree the Commission’s recommendations are focused on the right areas / priorities for each of the following themes? Base: all answering (250)



Supporting data table	Net agree	Neither agree nor disagree	Net disagree	Don't know
Energy and waste	83%	9%	6%	2%
Built environment	75%	14%	9%	2%
Adapting to an already changing climate	74%	15%	8%	3%
Lane use and green infrastructure	73%	15%	7%	5%
Community engagement	73%	15%	8%	5%
Transport	63%	20%	14%	3%

There is variability in agreement by age:

- A higher proportion of consultees aged 44 & under agree the recommendations are focused on the right areas / priorities, whereas a higher proportion of consultees aged 65 & over disagree or neither agree nor disagree.

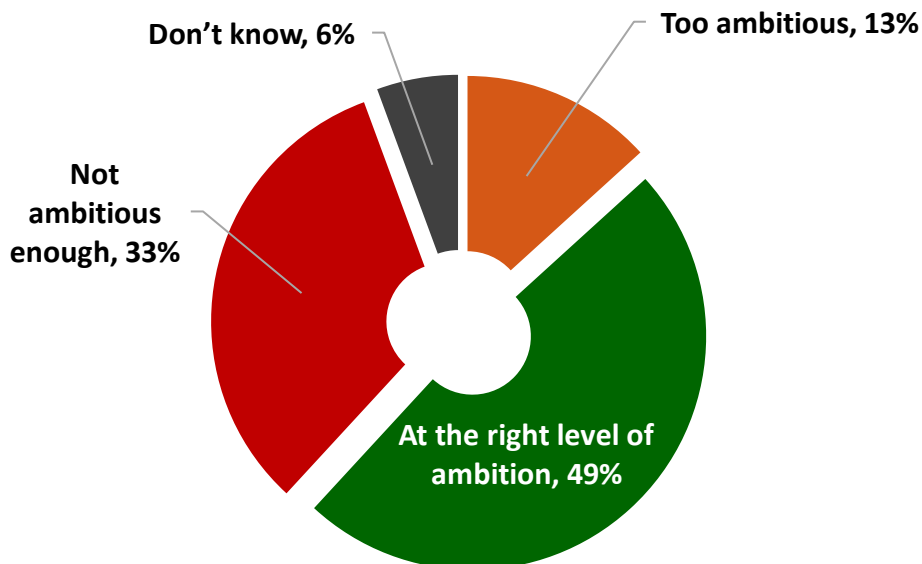
Consultees aged 44 & under	Net agree	Neither agree nor disagree	Net disagree	Don't know
Energy and waste	90%	5%	2%	3%
Built environment	87%	6%	5%	2%
Adapting to an already changing climate	87%	6%	2%	5%
Lane use and green infrastructure	82%	5%	5%	8%
Community engagement	85%	8%	3%	3%
Transport	81%	6%	10%	3%

Consultees aged 65 & over	Net agree	Neither agree nor disagree	Net disagree	Don't know
Energy and waste	78%	14%	5%	3%
Built environment	63%	21%	13%	3%
Adapting to an already changing climate	74%	18%	6%	2%
Lane use and green infrastructure	68%	22%	5%	5%
Community engagement	68%	19%	8%	5%
Transport	50%	27%	20%	3%

AMBITION OF RECOMMENDATIONS PUT FORWARD

- Just under half consider the recommendations to be at the right level of ambition; 33% do not consider them ambitious enough. 13% consider them too ambitious.

Are the Commission’s recommendations? Base: all answering (250)



Supporting data table	
Too ambitious	13%
At the right level of ambition	49%
Not ambitious enough	33%
Don't know	6%

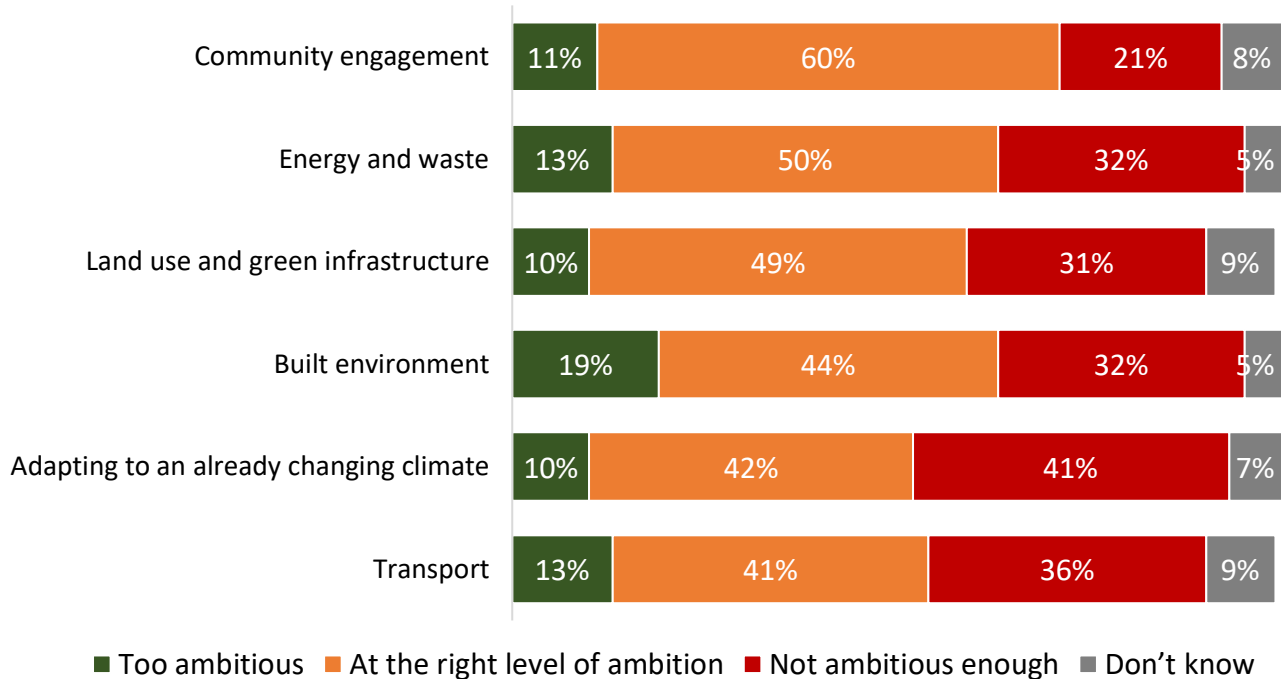
There is variability in agreement by age:

- A higher proportion of consultees aged 65 & over consider the Commission’s recommendations too ambitious compared to consultees aged 44 & under (5%) and consultees aged 45-64 (9%)

OVERALL AMBITION OF EACH RECOMMENDATION THEME PUT FORWARD

- Perception of the right level of ambition varies by theme, with ‘Community engagement’ at 60% and ‘Transport’ at 41%.
- 41% do not consider the ‘adapting to an already changing climate’ recommendations to be ambitious enough.

Are the Commission’s recommendations for each of the following? Base: all answering (249)



There is variability in agreement by age:

- A higher proportion of consultees aged 44 & under believe the recommendations are not ambitious enough, whereas a higher proportion of consultees aged 65 & over believe they are too ambitious.

Consultees aged 44 & under	Too ambitious	At the right level of direction	Not ambitious enough	Don't know
Community engagement	0%	73%	20%	7%
Energy & waste	8%	41%	46%	5%
Land use & green infrastructure	2%	55%	37%	7%
Built environment	15%	42%	40%	3%
Adapting to an already changing climate	2%	54%	38%	6%
Transport	3%	47%	42%	8%

Consultees aged 65 & over	Too ambitious	At the right level of direction	Not ambitious enough	Don't know
Community engagement	19%	52%	22%	8%
Energy & waste	21%	48%	27%	5%
Land use & green infrastructure	19%	42%	28%	11%
Built environment	25%	44%	25%	6%
Adapting to an already changing climate	18%	38%	39%	5%
Transport	19%	39%	33%	9%

CONSULTEES' COMMENTS ON OVERALL RECOMMENDATIONS PUT FORWARD

- 41% of consultees made a free text comment about the recommendations at an overall level. 28% of those answering made a comment of general support for the recommendations.
- Just under a quarter (24%) referenced the plans are not ambitious enough and the timescales referenced are too long.

Residents' comments on overall recommendations, coded into key themes

Base: 41% of Consultees answering

% commenting	
Agree with recommendations in general	28%
Plans not ambitious enough / timescales too long / change needed now	24%
Specific issues / concerns mentioned about individual recommendations (varied)	23%
Engagement / collaboration / resources are crucial	12%
Plans are questionable / unachievable	11%
Concern where funding will come from / what's possible / individuals can't pay	10%
House building / constant development contradict environmental plans	9%
Building an incinerator contradicts environmental plans	5%
Climate change is bigger than Essex / the UK / it's a global issue	4%
Climate change does not exist	2%

We are in a climate emergency, and I think the government must act quickly. My concerns about the plans being not ambitious enough mainly relate to needing to act more quickly and be REALLY bold with the changes we need to see. I think there will be some public backlash, but this is really urgent, and I am pleased overall with what I have read in the recommendations.

Essex County Council must adjust its targets much earlier and act now to bring carbon emissions to zero and stop the damage to nature and the loss of diversity.

SUGGESTED FURTHER ACTIONS NOT ALREADY COVERED BY RECOMMENDATIONS

- 44% of consultees made a free text suggestion for further actions not covered by the recommendations put forward.
- A number of areas were referenced but traffic / transport concerns, greenery and collaboration / engagement were the most commonly referenced.

Residents' comments on suggested actions, coded into key themes

Base: 44% of Consultees answering

% commenting	
Actions on traffic / transport issues	25%
Greenery / rewilding needed / stop cutting down trees	17%
Engagement / education / communication / collaboration are critical	16%
Actions on house building and associated issues	12%
Actions on recycling	8%
Actions on waste reduction / litter	8%
Actions on flooding / drainage / wetlands / water supply	8%
Actions on pollution	8%
Building an incinerator / nuclear power station contradicts environmental plans	7%
Actions on bio-diversity / wildlife	6%
Actions on over consumption / food production / meat consumption	6%
Actions on use of fossil fuels	3%
Sounds costly / where is funding coming from	3%
Cease road building	3%
Timescales too long / change needed now	2%
Climate change does not exist	2%
Concerns over implementation	2%

Stronger planning control is needed now to stop excessive amounts large builds that cut trees down before applying for planning, ripping every piece of vegetation out, removing mature hedging and putting up fencing and excavating basements. All these things are having a detrimental impact on our towns and countryside.

Explicitly working to reduce short car journeys, introducing low traffic neighbourhoods, and ensuring that bike lanes are entirely segregated from car traffic.

ENERGY AND WASTE RECOMMENDATIONS

SUPPORT FOR 'ENERGY AND WASTE' RECOMMENDATIONS

- Strong support for kerbside recycling services, accelerating recycling activity, establishing community-based reuse and repair hubs, reducing per capita waste and zero waste to landfill; all exceeding 86% overall support and 73% strongly supporting.
- Overall support for county sufficient renewable energy, retrofitting fuel poor households, retrofitting housing stock, installing solar panels and building community neighbourhood networks; all exceeding 84% overall support.
- The proportion opposing any of these recommendations is extremely low (5% or under), with the exceptions of solar panels (10%).

To what extent do you support or oppose each of the Commission's recommendations related to 'Energy and waste'? Base: all answering (between 239 and 244)

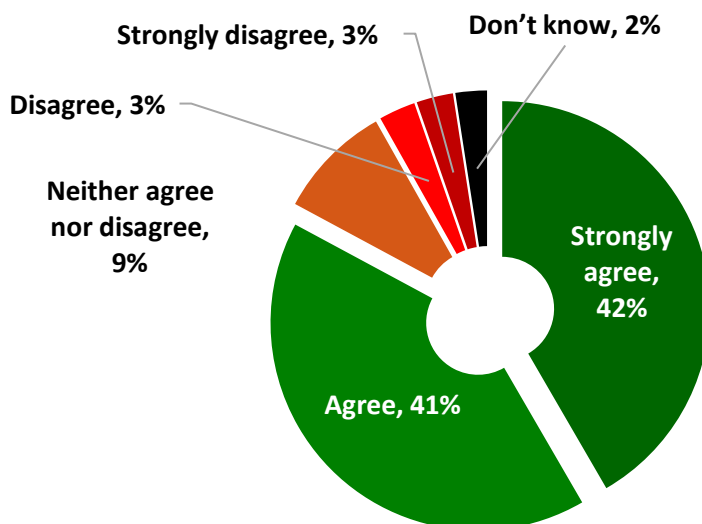
%	Net support	Strongly support	Tend to support	Neither support nor oppose	Tend to oppose	Strongly oppose	Don't know
All Essex residents and businesses to have access to kerbside recycling services by 2025	96%	85%	11%	3%	0%	0%	0%
Accelerate recycling activity to achieve a minimum 70% recycling rate by 2030	96%	82%	14%	2%	1%	0%	0%
Establish a network of community-based reuse and repair hubs in Essex by 2024	93%	77%	17%	5%	1%	0%	0%
Reduce per capita waste by at least 10% by 2030	92%	78%	14%	5%	2%	1%	0%
Zero waste to landfill by 2030	87%	73%	14%	8%	3%	2%	0%
Essex produces enough renewable energy within the county to meet its own needs by 2040	87%	70%	17%	5%	3%	2%	2%
100% of fuel poor households retrofitted and supplied with affordable renewable energy by 2030	87%	68%	19%	7%	4%	2%	0%
Retrofit across the whole housing stock by 2040, introduce an incentive to accelerate the shift to low carbon heating solutions	86%	65%	21%	8%	3%	3%	0%

%	Net support	Strongly support	Tend to support	Neither support nor oppose	Tend to oppose	Strongly oppose	Don't know
Installing solar panels on every available roof on both domestic and industrial and commercial by 2050, 25% of rooftops by 2030	84%	66%	18%	6%	7%	3%	0%
Build a network of community energy neighbourhoods across every district in Essex, to generate, store, share and use energy local by 2035	84%	64%	20%	9%	2%	2%	2%

FOCUS, AMBITION AND ACHIEVEMENT OF 'ENERGY AND WASTE' RECOMMENDATIONS

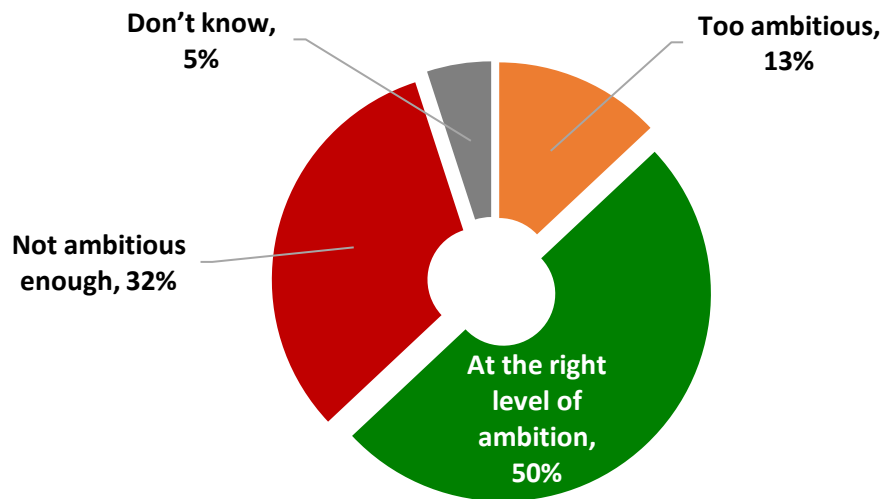
- The vast majority agree the recommendations are focused on the right priorities (83%).
- Half consider them to be at the right level of ambition; 32% consider them not ambitious enough.
- Just under two thirds believe the recommendations are achievable (65%).

Extent of agreement the 'Energy and waste' recommendations are focussed on the right areas / priorities



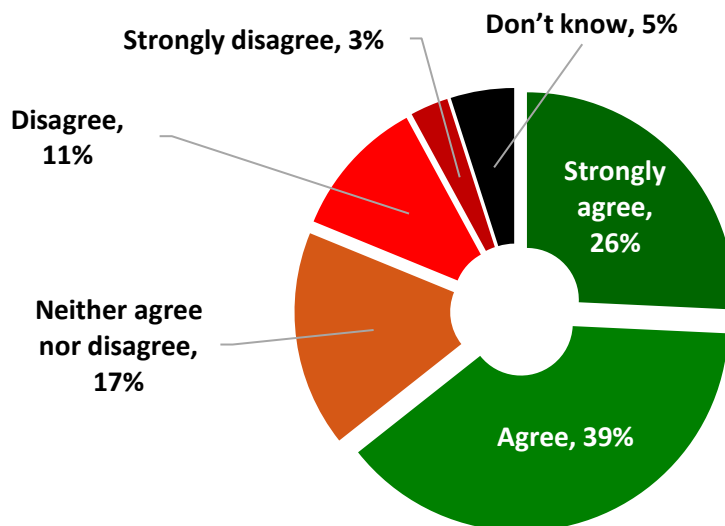
Supporting data table	
Strongly agree	42%
Agree	41%
Neither agree nor disagree	9%
Disagree	3%
Strongly disagree	3%
Don't know	2%

Ambition of 'Energy and waste' recommendations



Supporting data table	
Too ambitious	13%
At the right level of ambition	50%
Not ambitious enough	32%
Don't know	5%

Extent of agreement that 'Energy and waste' recommendations are achievable



Supporting data table	
Strongly agree	26%
Agree	39%
Neither agree nor disagree	17%
Disagree	11%
Strongly disagree	3%
Don't know	5%

CONSULTEES' COMMENTS ON 'ENERGY AND WASTE' RECOMMENDATIONS

- 53% of consultees made a free text comment about the recommendations for 'Energy & waste'.
- A variety of comments were made but the most common referenced a concern for funding the recommendations, a need for investment / expansion of recycling processes and the plans / target not being ambitious enough.

Residents' comments on 'Energy and waste' recommendations, coded into key themes

Base: 53% of Consultees answered question

% commenting	
Concern where funding will come from / what's possible / individuals can't pay	20%
Invest in recycling / expand what can be recycled / concern for landfill	18%
Plans not ambitious enough / higher targets needed	17%
Need to ensure businesses take action too / waste / packaging reduction	13%
Timescales too long / change needed now	13%
Building an incinerator contradicts environmental plans	13%
Need education / engagement within community / consume / produce less waste	13%
Plans are unachievable	12%
Other energy sources aside from solar should be considered / solar has downsides	12%
Significantly improve kerbside recycling	10%
Like idea of reuse and repair hubs	8%
Retrofitting / solar panels are not suitable for all buildings	6%
Support zero waste to landfill but is it possible	6%
Solar panels should be installed wherever possible	4%
Retrofitting / solar panels on private homes cannot be mandatory	4%
Unnecessary for Essex to be self-sufficient in energy production	3%

The County boundary is an arbitrary line when it comes to energy production. The recycling target is not sufficiently ambitious. Also, there is no mention of the quality of the recycling trail. Where does the material go and how is it used?

Waste can only be recycled if there are proper recycling plants to do it. We cannot 'greenwash' our recycling rates by sending it all to be incinerated (which, after fossil fuels, will be the dirtiest producer of energy) or sending it abroad. Please do not build the planned incinerator in Essex. It only encourages more waste, as it is a business that will need to be fed. Invest in real recycling.

BUILT ENVIRONMENT RECOMMENDATIONS

SUPPORT FOR 'BUILT ENVIRONMENT' RECOMMENDATIONS

- Strong support for recommendations concerning schools and buildings, notably concerning carbon zero recommendations for all new commercial buildings and all new schools (both at 91% support).
- Whilst support remains strong for the remaining recommendations concerning schools and building, the proportion strongly supporting is comparably lower (likely as a result of longer timescales and proportional targets referenced).
- Strong support for recommendations concerning homes / residential properties, notably concerning carbon zero recommendations for all new homes and carbon positive recommendations for all new homes & non-domestic buildings.
- Whilst support remains strong for the remaining recommendations concerning existing buildings and dwellings, the proportion strongly supporting is comparably lower (likely as a result of longer timescales and proportional targets referenced).

To what extent do you support or oppose each of the Commission's recommendations related to 'Built environment'? Base: all answering (between 243 and 245)

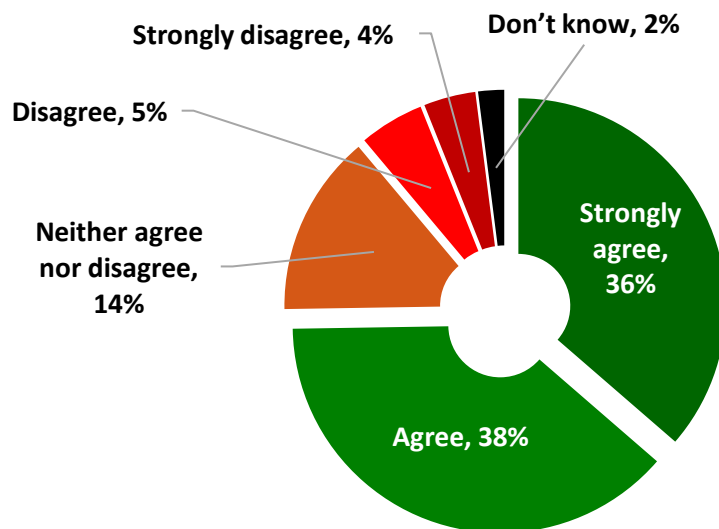
%	Net support	Strongly support	Tend to support	Neither support nor oppose	Tend to oppose	Strongly oppose	Don't know
All new commercial buildings to be Carbon Zero by 2025	91%	82%	8%	3%	2%	4%	0%
All new schools commissioned to be Carbon Zero by 2022	91%	77%	14%	4%	2%	2%	0%
50% of Essex schools to be retrofitted to net zero standards by 2025, 100% by 2030	88%	70%	18%	6%	4%	2%	0%
All new schools commissioned to be Carbon Positive by 2030	87%	74%	13%	7%	1%	3%	1%
One third of commercial buildings to be retrofitted as far as possible with renewable energy systems by 2030	87%	67%	19%	7%	3%	3%	0%
All Anchor Institutions and ECC estate assets to be retrofitted to net zero carbon standards by 2030	86%	70%	16%	7%	3%	3%	2%
All new homes consented to be Carbon Zero by 2025	89%	78%	10%	5%	2%	4%	0%
All new homes and non-domestic buildings consented to be Carbon Positive by 2030	88%	73%	15%	6%	1%	4%	1%

%	Net support	Strongly support	Tend to support	Neither support nor oppose	Tend to oppose	Strongly oppose	Don't know
Existing residential buildings - carbon emissions reduction of 50% by 2030. Carbon Zero by 2040.	85%	66%	20%	8%	2%	5%	0%
Two thirds of all dwellings to be retrofitted as far as possible to net zero carbon standards by 2030	83%	64%	19%	8%	5%	3%	0%

FOCUS, AMBITION AND ACHIEVEMENT OF 'BUILT ENVIRONMENT' RECOMMENDATIONS

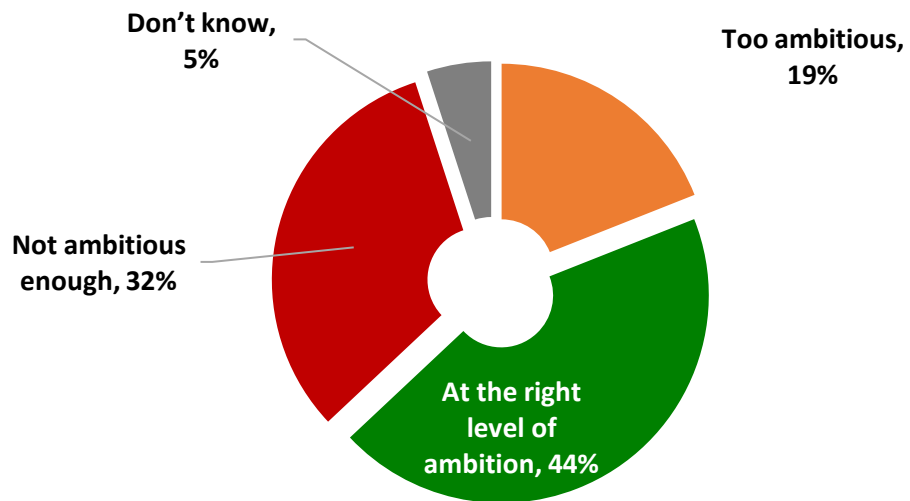
- Three quarters agree the recommendations are focused on the right priorities (75%).
- 44% consider them to be at the right level of ambition; 32% consider them not ambitious enough and 19% consider them too ambitious.
- Just over half believe the recommendations are achievable (54%).

Extent of agreement that the 'Built environment' recommendations are focussed on the right areas / priorities



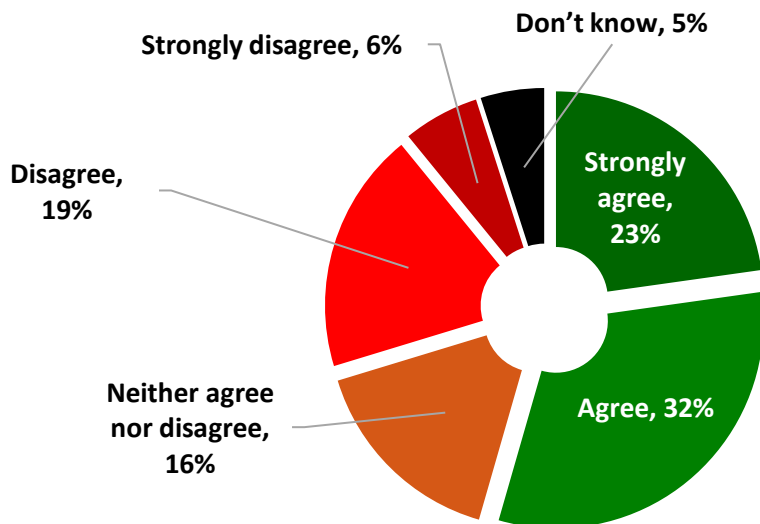
Supporting data table	
Strongly agree	36%
Agree	38%
Neither agree nor disagree	14%
Disagree	5%
Strongly disagree	4%
Don't know	2%

Ambition of 'Built environment recommendations



Supporting data table	
Too ambitious	19%
At the right level of ambition	44%
Not ambitious enough	32%
Don't know	5%

Extent of agreement that 'Built environment' recommendations are achievable



Supporting data table	
Strongly agree	23%
Agree	32%
Neither agree nor disagree	16%
Disagree	19%
Strongly disagree	6%
Don't know	5%

CONSULTEES' COMMENTS ON 'BUILT ENVIRONMENT' RECOMMENDATIONS

- 54% of consultees made a free text comment about the recommendations for 'Built environment'.
- A variety of comments were made but the most common referenced a concern for funding the recommendations, a concern for the timescales identified and a need for compulsory environmental standards for all new buildings.

Residents' comments on 'Built environment' recommendations, coded into key themes

Base: 54% of Consultees answered question

% commenting	
Concern where funding will come from / what's possible / individuals can't pay	30%
Timescales too long / change needed now	26%
Compulsory environmental standards on all new buildings (residential & commercial)	19%
Retrofitting not always suitable / very complicated	16%
Plans are unachievable	16%
Plans not ambitious enough	14%
Retrofitting cannot be mandatory	9%
Agree with plans	8%
Concerned for greenery / wildlife / bio-diversity	6%
ECC needs to stop approving new housing developments	5%
Building materials to be sustainable / manufacturing them produces emissions	4%
Training / skilled tradespeople required	3%
More detail / information needed	3%
Businesses need to take action too	2%
Building an incinerator contradicts environmental plans	2%
Educating children is key for the future of the environment	2%

The aims are tackling the right things, but timescales are not ambitious enough. We are in a climate emergency - we need change as soon as possible.

Set an extra target: Housing developments must contain a higher percentage of land dedicated to naturalised green space. Ensure all house builders plant a high proportion of trees, shrubs, natural food sources. 30% is your overall target for Essex so that needs to be reflected in the sites earmarked for housing developments.

Not enough action, and too slow in terms of rollouts. Targets need to be more ambitious both in terms of scope and timescales.

ADAPTING TO AN ALREADY CHANGING CLIMATE RECOMMENDATIONS

SUPPORT FOR 'ADAPTING TO AN ALREADY CHANGING CLIMATE' RECOMMENDATIONS

- Strong support for managing overheating with retrofit programmes, realistic action plans for shorelines, water efficiency inclusion in retrofit plans and a stronger policy on urban drainage systems in new developments (all at 95% and above).
- Strong support for implementation of coastal flood resilience schemes in critical areas, national green infrastructure requirements and diversifying land use to build resilience (all at 89% and above).
- The proportion opposing any of these recommendations is extremely low (3% or under).

To what extent do you support or oppose each of the Commission's recommendations related to 'adapting to an already changing climate'? Base: all answering (between 254 and 263)

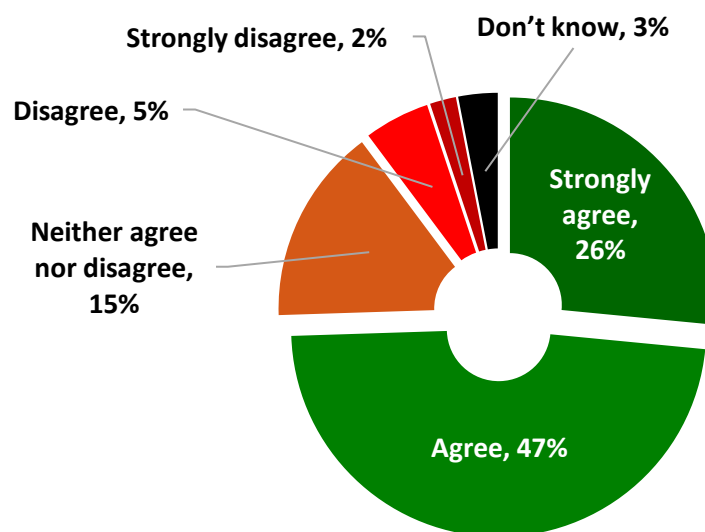
%	Net support	Strongly support	Tend to support	Neither support nor oppose	Tend to oppose	Strongly oppose	Don't know
Set goals for managing overheating and reversing the national decline in urban greenspace and include greenspace 'retrofit' programmes in Local Plans	96%	78%	17%	2%	2%	1%	0%
Develop action plans to manage & adapt specific shorelines over the coming century that are realistic & sustainable in economic, social & environmental terms	96%	68%	28%	3%	0%	0%	1%
Include water efficiency in energy efficiency retrofit plans	95%	73%	23%	4%	1%	0%	0%
Stronger policy on sustainable urban drainage systems to ensure it is included as the default for new developments	95%	78%	17%	5%	0%	0%	0%
Coastal flood resilience schemes in critical areas to be implemented by 2023	94%	69%	25%	5%	0%	0%	1%
Incorporate national green infrastructure requirements from the government's 25 Year Environment Plan into local planning	92%	69%	23%	3%	2%	1%	2%

%	Net support	Strongly support	Tend to support	Neither support nor oppose	Tend to oppose	Strongly oppose	Don't know
Diversify land use to build in resilience - support should be provided to help land managers transition to alternative land uses.	89%	70%	20%	6%	1%	2%	2%

FOCUS, AMBITION AND ACHIEVEMENT OF 'AN ALREADY CHANGING CLIMATE' RECOMMENDATIONS

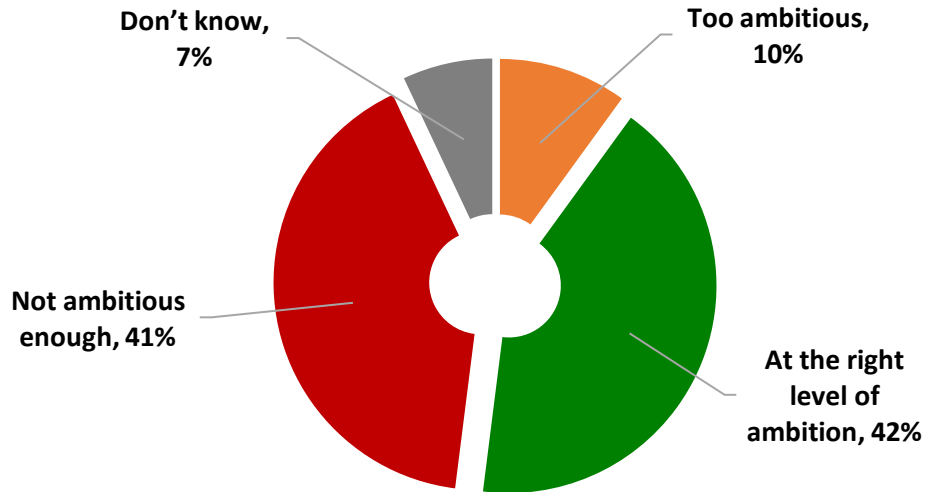
- Just under three quarters agree the recommendations for this theme are focused on the right priorities (74%).
- 42% consider them to be at the right level of ambition; however, 41% consider them not ambitious enough (the highest % observed across the themes).
- Just under two thirds believe the recommendations are achievable (63%).

Extent of agreement that the 'an already changing climate' recommendations are focussed on the right areas / priorities



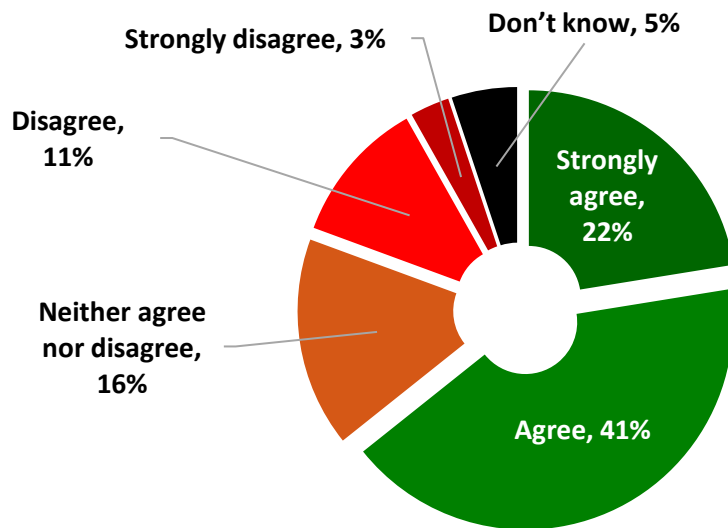
Supporting data table	
Strongly agree	26%
Agree	47%
Neither agree nor disagree	15%
Disagree	5%
Strongly disagree	2%
Don't know	3%

Ambition of 'adapting to an already changing climate' recommendations



Supporting data table	
Too ambitious	10%
At the right level of ambition	42%
Not ambitious enough	41%
Don't know	7%

Extent of agreement 'adapting to an already changing climate' recommendations are achievable



Supporting data table	
Strongly agree	22%
Agree	41%
Neither agree nor disagree	16%
Disagree	11%
Strongly disagree	3%
Don't know	7%

CONSULTEES' COMMENTS ON 'ADAPTING TO AN ALREADY CHANGING ENVIRONMENT' RECOMMENDATIONS

- 32% of consultees made a free text comment about the recommendations for 'adapting to an already changing climate'.
- A variety of comments were made but the most common referenced is ongoing approval for new housing developments, a concern for the timescales identified and flooding / drainage concerns.

Residents' comments on 'adapting to an already changing climate' recommendations, coded into key themes Base: 43% of Consultees answered question

% commenting	
Essex County Council needs to stop approving new housing developments	20%
Timescales too long / change needed now	18%
Concerned about flooding / drainage issues	16%
Further details / investigation needed	14%
Agree in general	14%
Additional suggestions made (varied in nature)	13%
More engagement / educate people	12%
More consideration about pollution needed	10%
Plans not ambitious enough	10%
Concern where funding will come from / what's possible / individuals can't pay	9%
Businesses need to take action too	8%
Need more greenery / green infrastructure	6%
Outside of ECC's purview / central government decisions	6%
Plans are unachievable	5%
Building an incinerator contradicts environmental plans	5%
Climate change does not exist	4%
Implementation is crucial / will be challenging	4%

To tackle climate change planning permission for new developments should be restricted to brown field sites and green field sites be protected from development, will ECC make this policy?

There really isn't time to lose and urgency is of the essence. The plans could be a lot more ambitious too.

There are huge issues surrounding drainage in new-build estates. This needs to be looked at seriously.

The proposal I read for this survey is too vague. For example, the commission will "implement changes to improve sea defences" How can I say if I support or oppose if I don't know what those changes entail?

LAND USE AND GREEN INFRASTRUCTURE RECOMMENDATIONS

SUPPORT FOR 'LAND USE AND GREEN INFRASTRUCTURE' RECOMMENDATIONS

- Strong support for greening town, village and new developments, increased provisions for properties still at risk from flooding, enhancing biodiversity through natural green infrastructure and adopting sustainable land stewardship practices in farmland (all at 89% and above).
- Overall support for ensuring collaboration and engagement through participatory community process and creating a climate focus area; both exceeding 82% overall support.
- The proportion opposing any of these recommendations is extremely low (4% or under).

To what extent do you support or oppose each of the Commission's recommendations related to 'land use and green infrastructure'? Base: all answering (between 242 and 244)

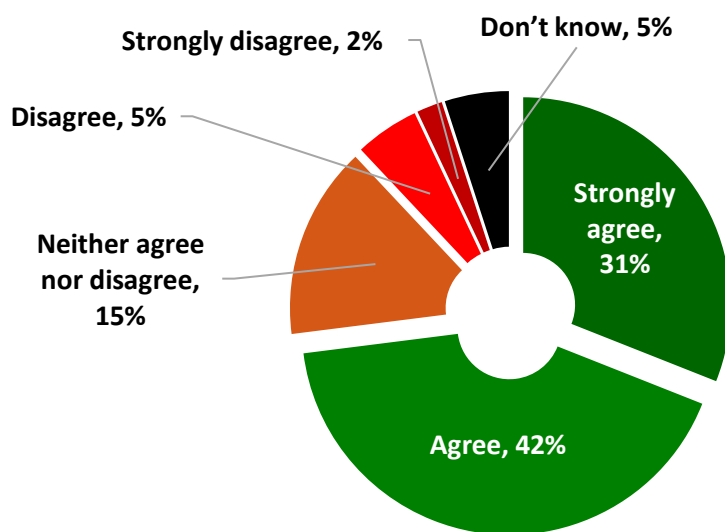
%	Net support	Strongly support	Tend to support	Neither support nor oppose	Tend to oppose	Strongly oppose	Don't know
30% greening of our town, villages and new developments by: increased greenspace creation, naturalising existing green space, greening the public realm and developing sustainable urban drainage systems (SuDS)	93%	78%	15%	5%	1%	1%	1%
For those properties still at risk of flooding, where we develop schemes to increase their flood resilience, we will aim for 3/4 of the schemes developed by 2050 to include Integrated Water Management and Natural Flood Management techniques	92%	69%	23%	6%	0%	0%	1%
30% of all Land in Essex will enhance biodiversity and the natural environment by creating Natural Green Infrastructure: 25% by 2030 and 30% by 2040	89%	72%	17%	7%	2%	0%	2%
Farmland in Essex adopts Sustainable Land Stewardship practices: 50% by 2030; 75% by 2040 and 100% by 2050	89%	69%	20%	7%	2%	1%	2%

%	Net support	Strongly support	Tend to support	Neither support nor oppose	Tend to oppose	Strongly oppose	Don't know
Ensure collaboration and engagement by carrying out a participatory community process, catalysing communities, farmers, landowners and individuals, encouraging personal and community action in the Climate Focus Area and the whole of Essex	85%	64%	21%	10%	2%	2%	2%
Create a Climate Focus Area to accelerate action and provide exemplars: adopting Sustainable Land stewardship practices: 100% by 2030 and Natural Green Infrastructure: 30% by 2030	83%	63%	20%	11%	2%	2%	3%
Developing Effective Monitoring and Evaluation, an integrated Sustainability Appraisal Framework, an Essex Climate Observatory, and a Knowledge and Decision Support Framework	82%	58%	24%	12%	2%	2%	3%
Developing a Funding and Partnership development programme	79%	57%	22%	13%	2%	2%	5%

FOCUS, AMBITION AND ACHIEVEMENT OF 'LAND USE AND GREEN INFRASTRUCTURE RECOMMENDATIONS

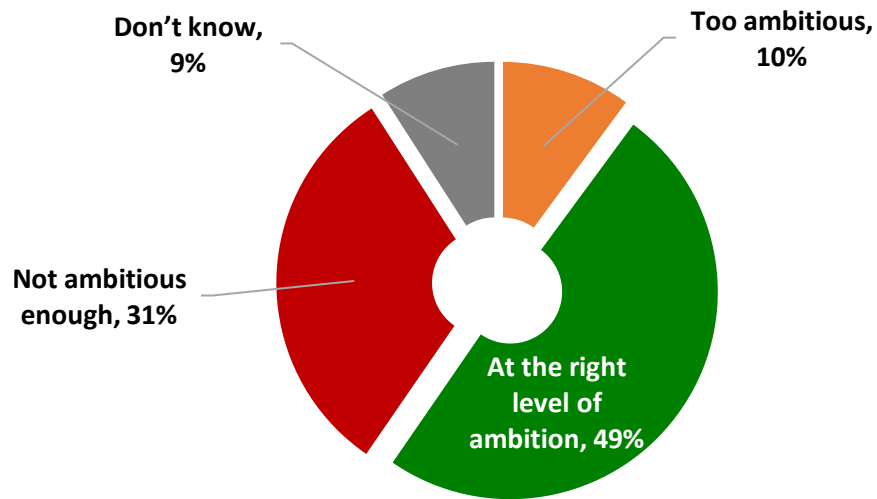
- Just under three quarters agree the recommendations for this theme are focused on the right priorities (73%).
- 49% consider them to be at the right level of ambition; 31% consider them not ambitious enough.
- Just under two thirds believe the recommendations are achievable (63%).

Extent of agreement that the 'land use and green infrastructure' recommendations are focussed on the right areas / priorities



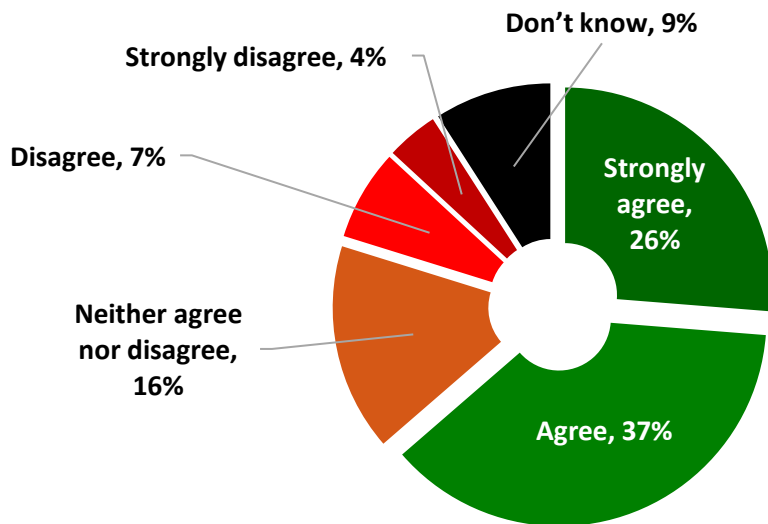
Supporting data table	
Strongly agree	31%
Agree	42%
Neither agree nor disagree	15%
Disagree	5%
Strongly disagree	2%
Don't know	5%

Ambition of 'Land use and green infrastructure' recommendations



Supporting data table	
Too ambitious	10%
At the right level of ambition	49%
Not ambitious enough	31%
Don't know	9%

Extent of agreement that 'Land use and green infrastructure' recommendations are achievable



Supporting data table	
Strongly agree	26%
Agree	37%
Neither agree nor disagree	16%
Disagree	7%
Strongly disagree	4%
Don't know	9%

CONSULTEES' COMMENTS ON 'LAND USE AND GREEN INFRASTRUCTURE' RECOMMENDATIONS

- 43% of consultees made a free text comment about the recommendations for 'Land use & green infrastructure'.
- A variety of comments were made but the dominant theme concerns ongoing approval for new housing developments, followed by agreements / alignment with farmers / landowners and consideration for biodiversity / wildlife.

Residents' comments on 'Land use and green infrastructure' recommendations, coded into key themes Base: 43% of Consultees answered question

% commenting	
Essex County Council needs to stop approving new housing developments	40%
Crucial to get farmers / landowners on board	26%
More consideration needed for bio-diversity / wildlife	21%
Agree with greening / set higher targets for greening	16%
Concerned about flooding / drainage issues	14%
Timescales too long / change needed now	13%
Plans not ambitious enough / higher targets needed	11%
Community engagement / education are vital	8%
Plans are questionable / unachievable	7%
Concern where funding will come from / what's possible / individuals can't pay	4%
More self-sufficient with food production	3%
Agree with plans	3%
Effective monitoring & evaluation development framework is unnecessary	2%
Plans are unachievable	5%
Building an incinerator contradicts environmental plans	5%
Climate change does not exist	4%
Implementation is crucial / will be challenging	4%

Building has continued on floodplains and any available green space with complete disregard for the present problems of water and flood management despite local opposition on these grounds. This sounds like too little far too late?

There is too much building in Colchester for greening to occur unless the house building stops. Ceasing house building would help all your initiatives as less traffic, less rubbish, more green areas.

Biodiversity is very important, and we need to ensure that protection of endangered or protected wildlife is not compromised in the pursuit of 'progress'. Farmers need to be incentivised to support the recommendations in the report and this may require lobbying of central government regarding the structure of post-Brexit farm subsidies.

COMMUNITY ENGAGEMENT RECOMMENDATIONS

SUPPORT FOR 'COMMUNITY ENGAGEMENT' RECOMMENDATIONS

- Whilst overall support for the community engagement recommendations are strong with the recommendations below all exceeding 85% support, the proportion strongly supporting are lower than observed for the other recommendation themes reported.
- The only recommendation achieving 70%+ strong support is alignment on public messaging around climate across public bodies and local authorities across Essex.
- Whilst overall support remains strong across the remaining recommendations, the proportion strongly supporting with business and green growth opportunities, climate recognition schemes and supporting Essex is green is comparably low to other recommendations. Based on open ended feedback, this is likely the influence of some scepticism concerning rewarding behaviour that considers the environment and belief this should be done as a matter of course
- The proportion opposing any of these recommendations is extremely low (7% or under).

To what extent do you support or oppose each of the Commission's recommendations related to 'community engagement'? Base: all answering (between 236 and 240)

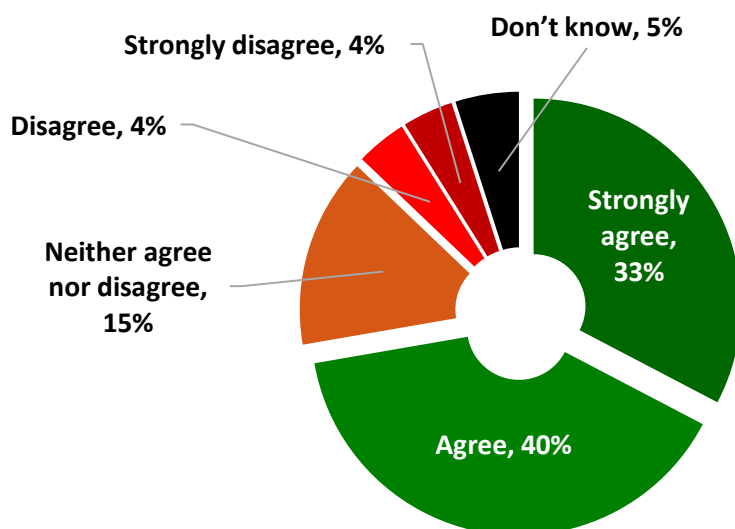
%	Net support	Strongly support	Tend to support	Neither support nor oppose	Tend to oppose	Strongly oppose	Don't know
Public bodies and local authorities across Essex - city, district and borough, parish and town councils - should align on key public messaging around climate	87%	71%	16%	8%	2%	2%	0%
Provide additional toolkits to enable effective action at a local level whilst providing links to possible funding opportunities	87%	66%	21%	8%	1%	2%	1%
A regular review of the communications approach to ensure it is responsive and relevant	87%	62%	26%	9%	1%	2%	0%
An annual report on progress against the Commission recommendations, to celebrate progress and show how far Essex is on track towards a net zero, climate resilient county	87%	64%	23%	7%	3%	3%	0%

%	Net support	Strongly support	Tend to support	Neither support nor oppose	Tend to oppose	Strongly oppose	Don't know
Provide an online resource that provides key information to enable action for individuals & households with associated carbon impacts; amplified by social media & other communications tools; signposting to apps & good advice that already exists	85%	62%	23%	10%	2%	2%	0%
Develop an online dashboard that brings together annual carbon figures alongside more readily available proxies for progress	83%	62%	21%	11%	3%	3%	0%
Establish Essex as a centre of excellence for innovation in addressing the climate crisis. A net zero innovation network should build on excellent networks across the County to deliver this ambition.	83%	65%	18%	11%	3%	3%	0%
The business and green growth opportunities arising from Commission recommendations should be modelled and communicated to Essex businesses and investors both inside and outside the county	81%	56%	25%	13%	2%	3%	1%
A climate recognition scheme for businesses should be developed where businesses are awarded a logo or badge in recognition of climate action taken. Anchor institutions should investigate if this could support green procurement practices.	79%	57%	22%	13%	3%	4%	1%
Essex is Green should continue to be supported. Essex is Green should be used as an overarching brand for climate action in Essex, widely seen across the County. Essex is Green awards for community action should be developed.	76%	53%	23%	14%	3%	4%	3%

FOCUS, AMBITION AND ACHIEVEMENT OF 'COMMUNITY ENGAGEMENT' RECOMMENDATIONS

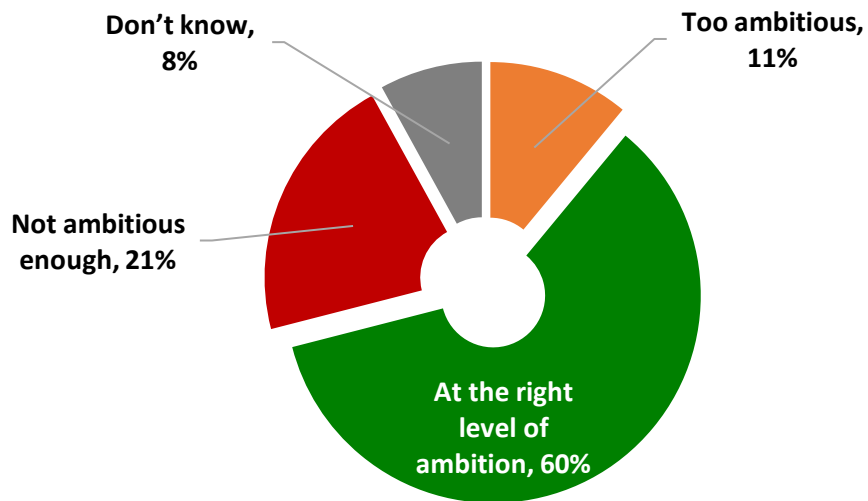
- Just under three quarters agree the recommendations for this theme are focused on the right priorities (73%).
- 60% consider them to be at the right level of ambition (the highest % observed across the themes); 21% consider them not ambitious enough.
- Just under two thirds believe the recommendations are achievable (64%).

Extent of agreement that the 'community engagement' recommendations are focussed on the right areas / priorities



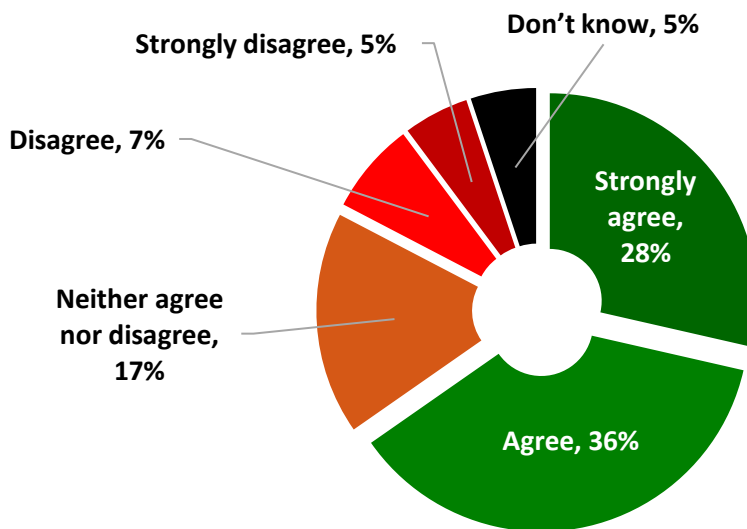
Supporting data table	
Strongly agree	33%
Agree	40%
Neither agree nor disagree	15%
Disagree	4%
Strongly disagree	4%
Don't know	5%

Ambition of 'Community engagement' recommendations



Supporting data table	
Too ambitious	11%
At the right level of ambition	60%
Not ambitious enough	21%
Don't know	8%

Extent of agreement that 'Community engagement' recommendations are achievable



Supporting data table	
Strongly agree	28%
Agree	36%
Neither agree nor disagree	17%
Disagree	7%
Strongly disagree	5%
Don't know	7%

CONSULTEES' COMMENTS ON 'COMMUNITY ENGAGEMENT' RECOMMENDATIONS

- 40% of consultees made a free text comment about the recommendations for 'Community engagement'.
- A variety of comments were made but the dominant theme concerns a need for ongoing communication / engagement and true collaboration with local communities.

Residents' comments on 'Community engagement' recommendations, coded into key themes

Base: 40% of Consultees answered question

% commenting	
Community engagement / communication is crucial / listen to community	38%
In criticism of consultation	21%
Crucial to reach all sectors of society / non-internet users	15%
Suggestions for specific issues to be addressed	14%
Engage children at school/education on environmental issues	13%
Monitoring / recognition / reward are unnecessary	13%
Make resources available - online / offline	9%
In favour of recognition / reward	8%
Should be more of a localised /independent approach rather than county-wide	8%
Building an incinerator contradicts environmental plans	4%
This is all unnecessary	4%

Communication with the public, businesses and other organisations is critical to the success of all the other recommendations and getting people to adopt more environmentally friendly approaches.

Local face to face involvement is necessary to really bring about a 'hearts and minds' change in attitudes. Need to get alongside people, ask them what matters to them and work together.

Communication is key and residents need to understand what their personal contribution can be to help achieve the goals. Climate change is one challenge where we are truly "all in it together."

TRANSPORT RECOMMENDATIONS

SUPPORT FOR 'TRANSPORT' RECOMMENDATIONS

- Whilst overall support for the community engagement recommendations are strong with the recommendations below all exceeding 85% support, the proportion strongly supporting are lower than observed for the other recommendation themes reported.
- The only recommendation achieving 70%+ strong support is alignment on public messaging around climate across public bodies and local authorities across Essex.
- Whilst overall support remains strong across the remaining recommendations, the proportion strongly supporting with business and green growth opportunities, climate recognition schemes and supporting Essex is green is comparably low to other recommendations. Based on open ended feedback, this is likely the influence of some scepticism concerning rewarding behaviour that considers the environment and belief this should be done as a matter of course
- The proportion opposing any of these recommendations is extremely low (7% or under).

To what extent do you support or oppose each of the Commission's recommendations related to 'transport'? Base: all answering (between 250 and 263)

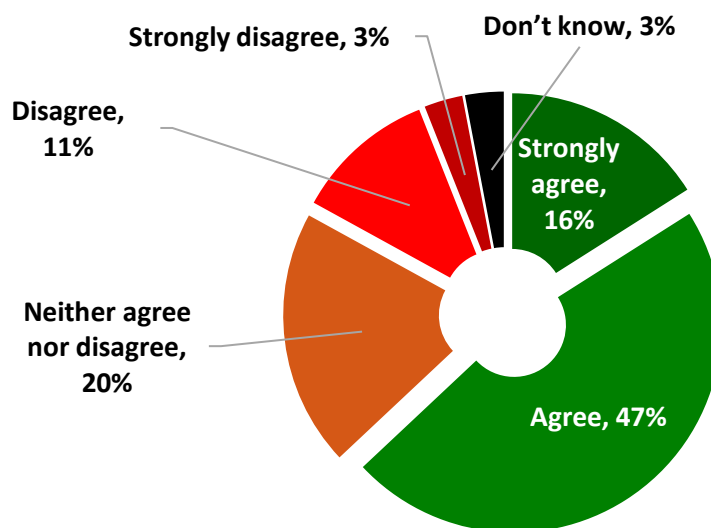
%	Net support	Strongly support	Tend to support	Neither support nor oppose	Tend to oppose	Strongly oppose	Don't know
Introduce dedicated, well-planned cycling and walking routes across all urban and rural locations, and to all rail stations	89%	75%	14%	6%	4%	2%	0%
ECC to publicly state its commitment and funding to rebuild passenger transport services hit by market failure since the pandemic	87%	64%	24%	9%	2%	2%	0%
Expand charging network beyond UK national average, focusing particularly on rural locations	82%	55%	28%	8%	5%	3%	1%
Introduce 20 Walkable Neighbourhoods per annum from 2022 to 2030	79%	56%	23%	14%	4%	2%	0%
Kickstart innovative solutions such as electric demand responsive transport with a clear pathway to commerciality	75%	42%	33%	14%	5%	4%	2%
Introduce additional school streets for 25 schools by 2022 and an additional 20 per year to 2050	72%	44%	28%	18%	4%	2%	4%

%	Net support	Strongly support	Tend to support	Neither support nor oppose	Tend to oppose	Strongly oppose	Don't know
Ringfence funding from car disincentives to invest in a good quality bus offer	71%	44%	27%	13%	8%	7%	0%
Introduce emissions charging and/or parking charges in town centres	54%	37%	17%	10%	24%	12%	0%
Introduce five workplace levy schemes	52%	29%	24%	23%	11%	6%	8%
Reduce town centre/city centre parking	46%	22%	23%	13%	22%	18%	0%

FOCUS, AMBITION AND ACHIEVEMENT OF 'TRANSPORT' RECOMMENDATIONS

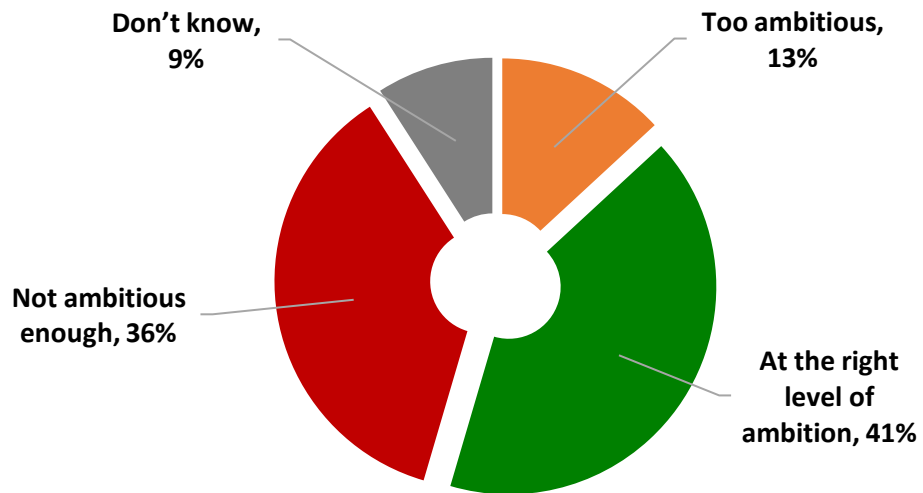
- Just under two thirds agree the recommendations for this theme are focused on the right priorities (63% - the lowest % observed across the themes).
- 41% consider them to be at the right level of ambition; 36% consider them not ambitious enough.
- Just over half believe the recommendations are achievable (55% - lowest observed).

Extent of agreement that 'transport' recommendations are focussed on the right areas / priorities



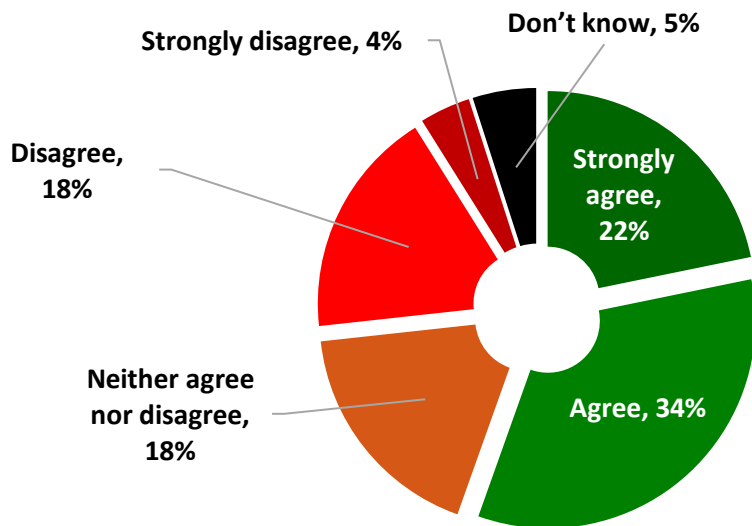
Supporting data table	
Strongly agree	15%
Agree	47%
Neither agree nor disagree	20%
Disagree	11%
Strongly disagree	3%
Don't know	3%

Ambition of 'Transport' recommendations



Supporting data table	
Too ambitious	13%
At the right level of ambition	41%
Not ambitious enough	36%
Don't know	9%

Extent of agreement that 'Transport' recommendations are achievable



Supporting data table	
Strongly agree	22%
Agree	34%
Neither agree nor disagree	18%
Disagree	18%
Strongly disagree	4%
Don't know	5%

CONSULTEES' COMMENTS ON 'TRANSPORT' RECOMMENDATIONS

- 60% of consultees made a free text comment about the recommendations for 'Transport' (the highest % across the themes).
- A variety of comments were made but the dominant theme concerns significant improvement to public transport, followed by cycle network improvements. There is also concern that car use will remain 'critical' to some residents (as a result of circumstances or through mindset).

Residents' comments on 'Transport' recommendations, coded into key themes

Base: 60% of Consultees answered question

% commenting	
Public transport needs significant improvement	36%
Improved cycle network needed / safe storage	21%
More parking needed / disagree with reducing parking	18%
Detrimental to businesses / retailers in towns / high streets	15%
Shift in mindset is required / encourage drivers to use alternatives / must be viable	15%
Improved provision for pedestrians needed	15%
Discriminates against those who live in rural areas	13%
Disagree with increasing parking charge / congestion charge / road tolls	12%
EV charging points needed / reduce cost of EV	11%
Discriminates against disabled / elderly	10%
Disagree with disincentivising car owners / banning cars not viable	8%
Need solution to the school run	7%
Timescales too long / change needed now	4%
All cars should be discouraged standard or EV	4%
Plans not ambitious enough	4%
Agree with charges / workplace parking levy	3%
Air travel needs to addressed	3%
Cycles lanes not required / cause issues	3%
Electric cars / batteries not good for the environment	3%

Disincentives for using private cars can only work if there are excellent public transport alternatives. I don't know whether this is practically achievable, especially for rural areas. I live in a rural village, and I really rely on my car.

What's missing is red-blooded commitment to public transport. Lots of words, too little clear action. Unless public transport systems are comprehensively reviewed and re-worked - especially for rural areas - the love-affair with the car will continue.

Would like to see targets for active travel and a commitment to safe infrastructure for both walking and cycling, i.e., ensuring pavements are maintained to good standard and not blocked by vehicles, and segregated cycle tracks. Otherwise, we will be stuck with expensive but pointless schemes that do not actually encourage or enable real behaviour change.

This report was produced for Essex County Council's Policy Unit

For more information email: research@essex.gov.uk