

YOUR DIGITAL BAKING GUIDE

PAY DAY STARTS HERE

**HOW TO MOVE YOUR
DIRECT DEPOSIT**

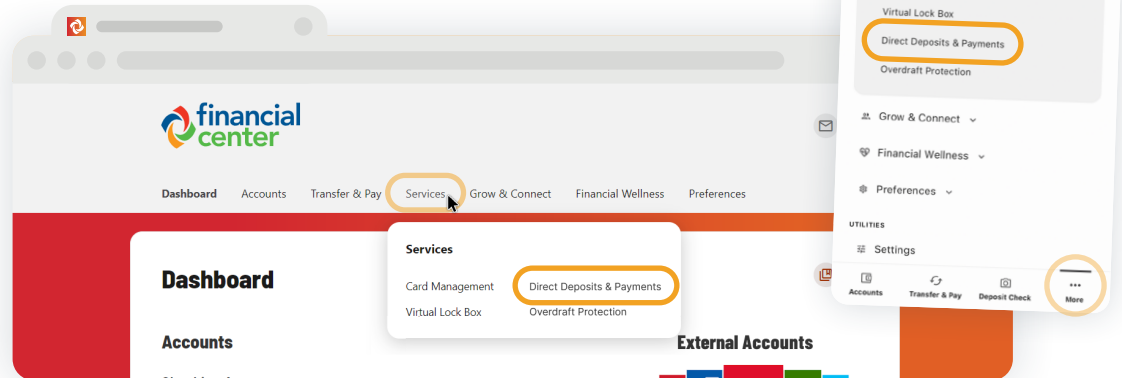


HOW TO MOVE YOUR DIRECT DEPOSIT



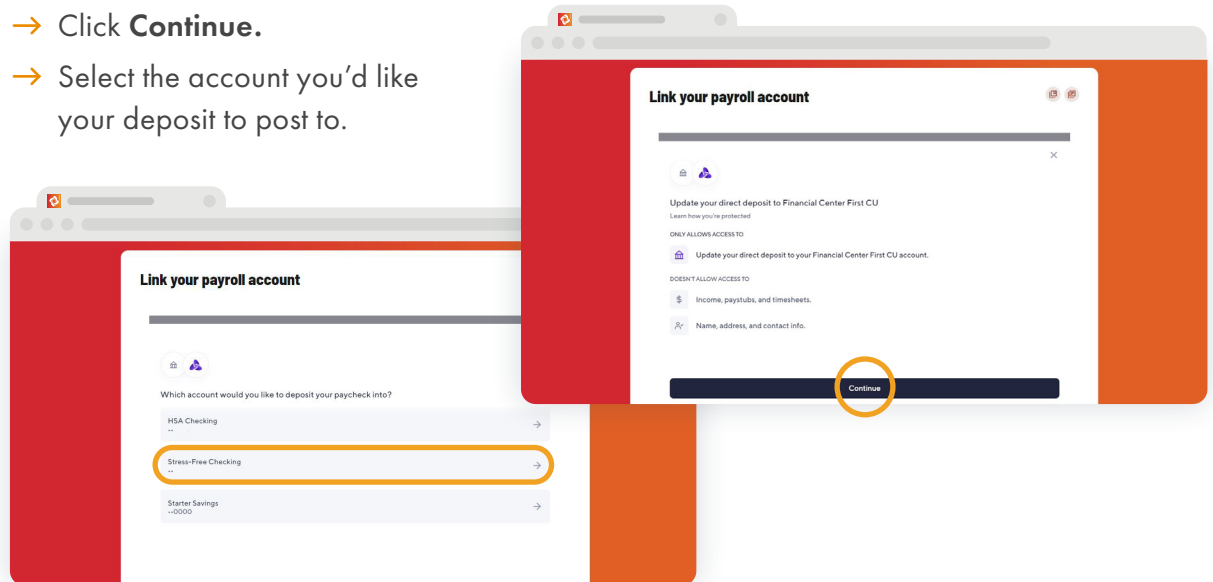
STEP 1: NAVIGATE TO DIRECT DEPOSITS

- Log into your Online Banking or Mobile App.
- Hover over **Services** on the top menu.
- Select **Direct Deposits & Payments**.



STEP 2: SELECT AN ACCOUNT

- Click **Continue**.
- Select the account you'd like your deposit to post to.

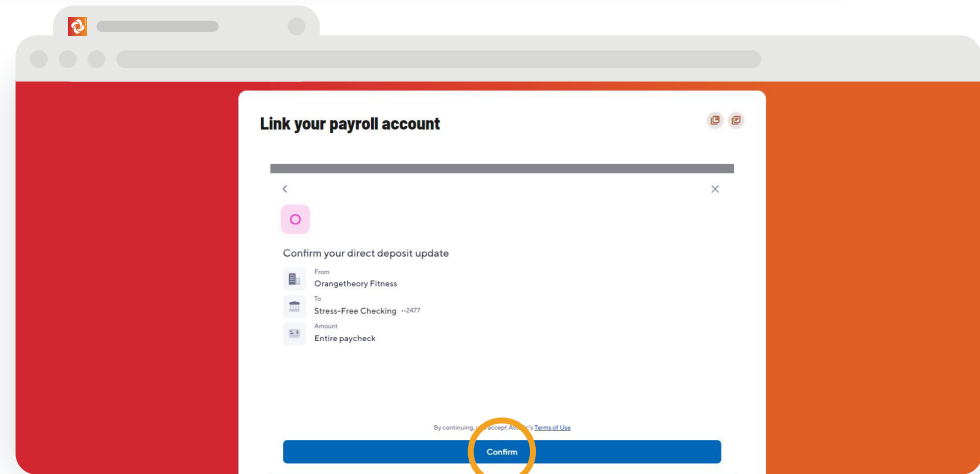



HOW TO MOVE YOUR DIRECT DEPOSIT



STEP 3: ENTER PAYROLL DETAILS

- Find your employer or payroll provider.
- Enter your credentials.
- Click **Confirm** and you're all set!



FREQUENTLY ASKED QUESTIONS

Why should I move my direct deposit to Financial Center?

With our all-new Digital Banking platform, you'll have convenience and flexibility at your fingertips. When you move your direct deposit, your funds will appear in your Financial Center account to easily manage, save, or spend.

When will my direct deposit show up?

Every direct deposit you receive – your weekly salary, that surprise bonus check, your annual tax return, and more – will appear in your account as soon as it's delivered to us thanks to Early Access, potentially up to a week early.

Learn more about your new
Digital Banking experience at
fcfcu.com/betterbanking
or call our dedicated hotline at
317.916.6104 for support.