

YOUR DIGITAL BAKING GUIDE

BANKING ANYWHERE STARTS HERE

**NAVIGATING YOUR ALL-NEW
DIGITAL BANKING EXPERIENCE**




NAVIGATING YOUR NEW DIGITAL BANKING EXPERIENCE



ACCOUNTS

- Log in to your all-new Digital Banking experience.
- Hover over the menu options at the top.
- **Accounts** will provide all your account and card details, investment accounts, and the ability to view your statements and documents.




NAVIGATING YOUR NEW DIGITAL BANKING EXPERIENCE



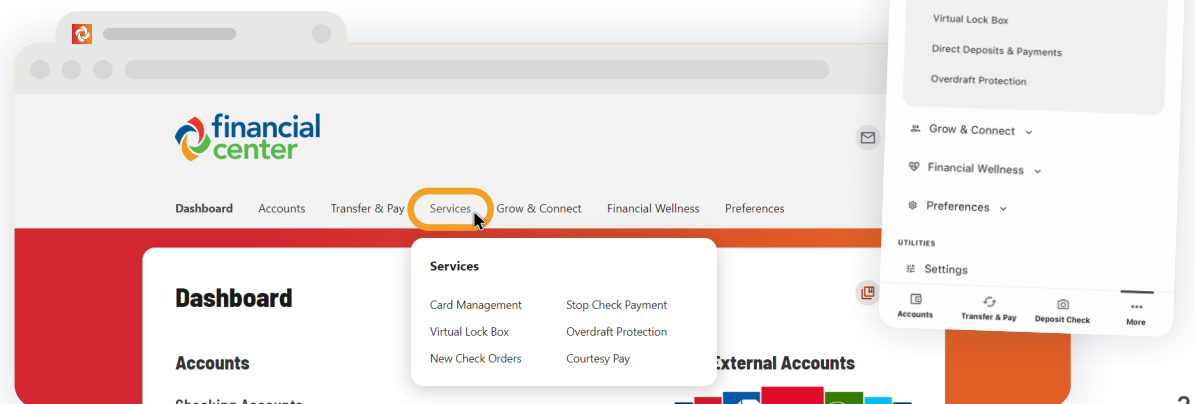
TRANSFER & PAY

→ **Transfer and Pay** allows you to make a transfer, pay a bill, pay a friend, request a wire, and deposit a check on the Mobile App.



SERVICES

→ **Services** brings you all your access to card management, check orders, stop check payments, overdraft and Courtesy Pay preferences and a Virtual Lock Box – allowing you to keep your sensitive personal documents in one place.

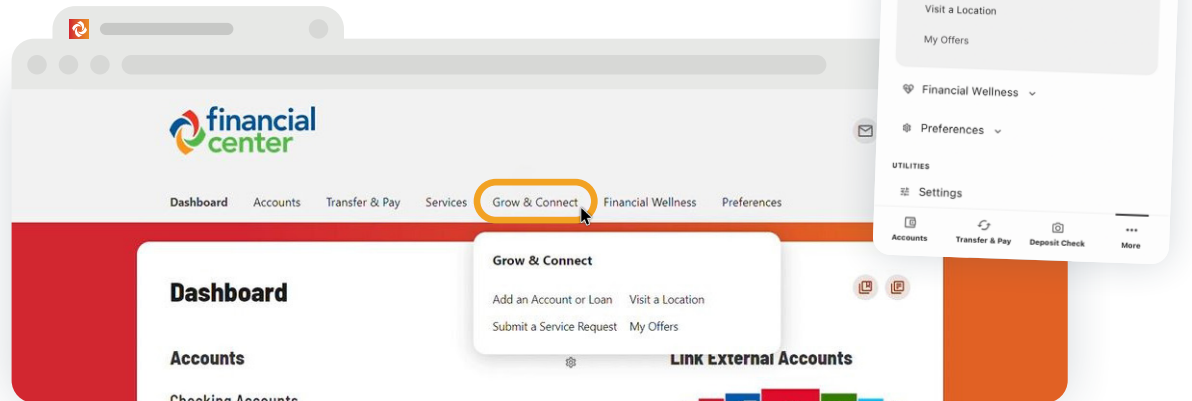


NAVIGATING YOUR NEW DIGITAL BANKING EXPERIENCE



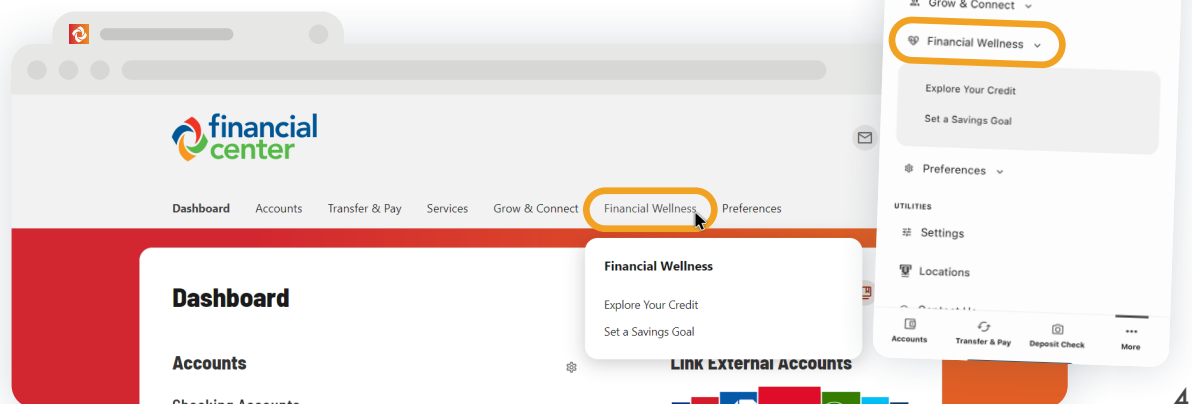
GROW & CONNECT

→ **Grow & Connect** helps you build your relationship with Financial Center by offering a quick apply method for loans and easy opening process for new deposit accounts. You can also submit a service request, find a location, or explore your personalized offers.



FINANCIAL WELLNESS

→ **Financial Wellness** will help you explore your credit score or report and set savings goals.

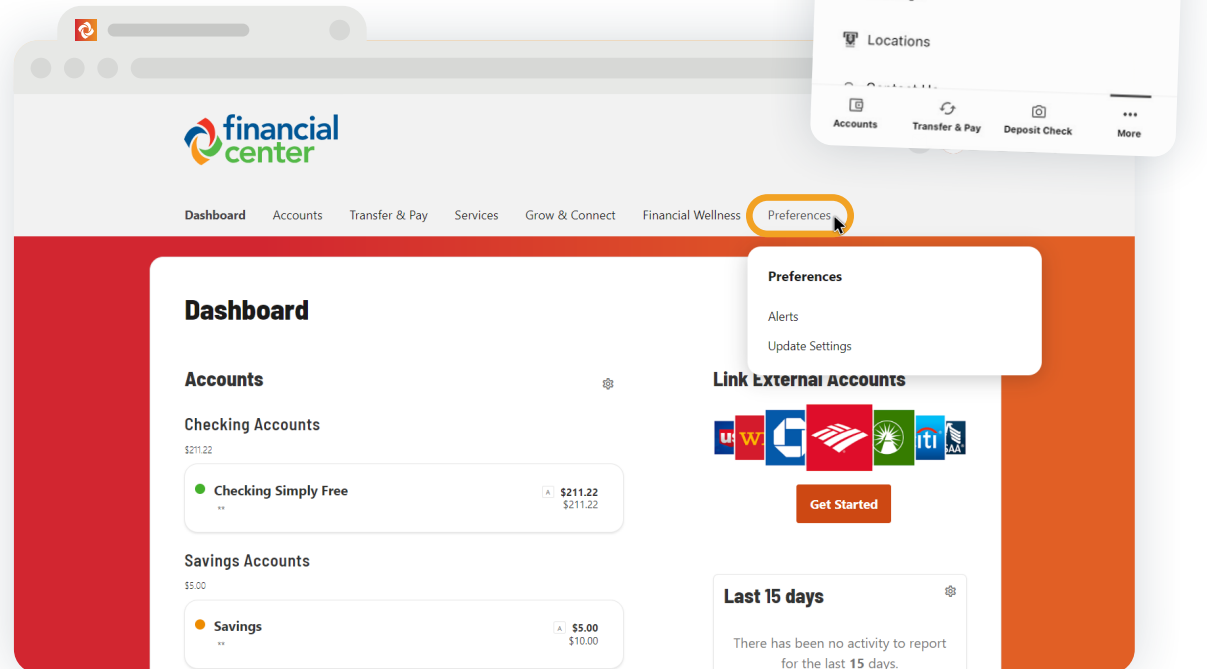


NAVIGATING YOUR NEW DIGITAL BANKING EXPERIENCE



PREFERENCES

→ **Preferences** features include managing your alerts to stay on top of your finances and updating your settings for Digital Banking.



FREQUENTLY ASKED QUESTIONS

Learn more about your new
Digital Banking experience at
fcbu.com/betterbanking
or call our dedicated hotline at
317.916.6104 for support.

How do I see all of my accounts in one place?

You're looking for the Dashboard! This feature gives you an overview of your entire relationship with Financial Center and can be found by simply clicking **Dashboard** in the main menu or tap **Accounts** in the bottom left corner of the Mobile App.

How do I log out of Digital Banking?

Simply click on the small profile picture icon in the top right corner of your screen and select **Log Out**. In the Mobile App, tap **More**, then **Log Out** at the top.

What is the Virtual Lock Box?

Think about it like a safe, but in the cloud! You can upload and store sensitive data – such as financial documents, wills and trusts, HSA receipts, or anything else you may want to have in a secure online lock box. Financial Center will not be able to review the contents of your Virtual Lock Box, so you'll be able to keep these items securely locked away confidentially.

How can I hide an account on my dashboard?

It's easy! Simply click on the account you'd like to hide. Then, next to the name select the pencil, then click **Hide This Account**.