

**YOUR DIGITAL BAKING GUIDE**

# **EVERYDAY EASE STARTS HERE**


**HOW TO DOWNLOAD  
THE MOBILE APP**

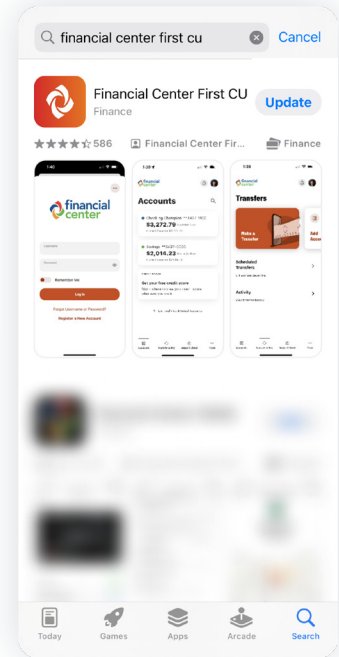


# HOW TO DOWNLOAD THE MOBILE APP




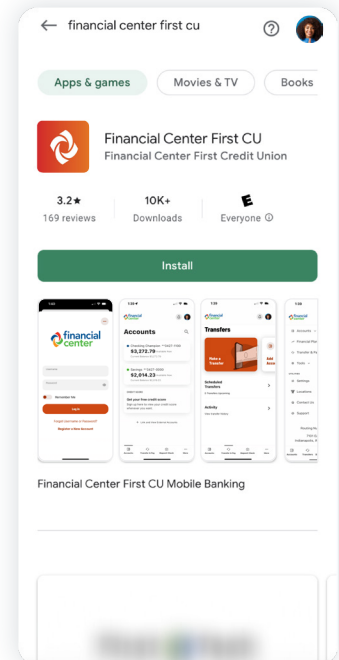
## APPLE USERS:

- Open the App Store app.
- Tap the Search tab and search for **Financial Center First CU**.
- Look for an orange icon with our white swirl:  

- If you already had the Mobile App downloaded, you may need to press **Update**.
- If this is your first time using the Mobile App, tap the **Get** button.
- If prompted, enter your Apple ID password to complete the download.



## ANDROID USERS:

- Open the Google Play Store app or go to [play.google.com](https://play.google.com).
- Search for **Financial Center First CU**.
- Look for an orange icon with our white swirl:  

- Tap **Install**.



# FREQUENTLY ASKED QUESTIONS

---

Learn more about your new  
Digital Banking experience at  
**[fcfcu.com/betterbanking](https://fcfcu.com/betterbanking)**  
or call our dedicated hotline at  
**317.916.6104** for support.

## **I already have the Mobile App. Do I need to download a new one?**

For Apple users, your app may have updated automatically, depending on your device settings. If not, follow this guide's instructions to visit the App Store and update the app.

If you're an Android user, you'll need to install the new app – and we're confident you'll be glad you did! With dozens of new and improved features, you'll enjoy the convenience of banking anywhere, anytime right from the palm of your hand. Follow the quick instructions and you'll be all set to go in a matter of minutes!

## **What Mobile App should I keep and what can be deleted?**

You'll notice our updated Mobile App has a refreshed orange icon with a white Financial Center brand swirl on your home screen. Our former apps, the Financial Center app with a black icon and its optional companion app, FCFCU Wallet, can be deleted, as you'll enjoy all of their combined features in one convenient new app.