

Cymbria.com

This is an image of an *Orbitrap™ Astral™ Zoom Mass Spectrometer*, a high-resolution instrument used to analyze small molecules essential to scientific research. It's made by Thermo Fisher Scientific Inc., one of our equity holdings in the EdgePoint Portfolios. Following the merger of two industry leaders in 2006, it's become an end-to-end platform to the life sciences industry by providing them with everything they need to develop and commercialized a drug. Thermo Fisher's scale, reputation and reliability made it the top option to an industry with strong secular growth.

As at December 31, 2025, Thermo Fisher Scientific Inc. securities were held in Cymbria, EdgePoint Global Portfolio, EdgePoint Canadian Portfolio, EdgePoint Global Growth & Income Portfolio and EdgePoint Canadian Growth & Income Portfolio. Information on the above securities is solely to illustrate the application of the EdgePoint investment approach and not intended as investment advice. It is not representative of the entire portfolio, nor is it a guarantee of future performance. EdgePoint Investment Group Inc. may be buying or selling positions in the above securities.

Photo credit

Thermo Fisher Scientific

Q4 2025 Cymbria commentary

I BET THE 8 BALL DIDN'T SEE THAT ONE COMING

By Claire Thornhill

I think it's fair to say that none of the market prognosticators I talked about in [last year's commentary](#) could have predicted the events of 2025 in their crystal/Magic 8 balls.

It was a year when volatility came back for some short but exciting visits, reminding investors that a sharp decline in their equity funds is never more than one tweet away.

I was lucky enough to be out in B.C. for meetings with our advisor partners in April when the fallout from Liberation Day was at its peak,ⁱ so I got to experience the highs and lows of the third-largest volatility spike since the crash of 1987 alongside them.ⁱⁱ And highs and lows they were. I doubt anyone forgets, but the intraday range for the S&P 500 Index during the following week looked like this:

- Monday: 8.1%
- Tuesday: 7.1%
- Wednesday: 10.7%
- Thursday: 4.4%
- Friday: 3.1%ⁱⁱⁱ

It was a great time to speak with advisors. The same kind of question came up in every meeting: "How do you invest in an environment like this?"

It was the perfect softball question.

Batter up

If you have spent any time on our website, you'll know that EdgePoint Investment Group loves volatility. (We love it so much we once [wrote a letter](#) to it.) We see volatility as a feature of the market, not a bug to be managed away. Our goal is to be ready to take advantage of it when it appears. We know we can't predict the future, so we don't try. Instead, we focus on building on our track record of finding good businesses that can grow without overpaying for that growth.

Not overpaying is often the hardest part. Even if we think we have a proprietary insight about why a business can be much bigger in the future, we still have price discipline. This means we spend a lot of time waiting patiently for our ideas to come on sale, so we can buy some growth for free.

Volatility makes that part of the job a little easier. The fear that comes with it usually creates some very irrational investor behaviours like panic selling or a "dash for cash". We try to capitalize on those emotions by buying great businesses from sellers who don't understand the true value of what they own.

History shows we have a good track record of adding value during periods like this. While we can't directly compare Cymbria with other funds since it isn't categorized into a fund category, the same investment approach is applied with the EdgePoint Portfolios.[†] Following the largest declines in the Global Portfolio's history, we have outperformed our Global Equity category peers over all 10-year periods and all but one five-year period:

EdgePoint Global Portfolio, Series F (EPGP) vs. the Global Equity category (average)

Annualized relative returns following decline bottoms

Date (decline bottom)	Decline in EPGP (%)	Relative returns following the decline bottom Annualized for periods greater than one year					
		3-month	6-month	1-year	3-year*	5-year*	10-year*
March 9, 2009 Global Financial Crisis	-22.1%	22.76%	26.00%	22.57%	8.07%	8.85%	7.08%
August 24, 2010 Sovereign debt crisis	-15.6%	5.44%	10.95%	6.48%	9.60%	8.84%	3.70%
August 8, 2011 Eurozone crisis	-19.6%	7.11%	8.28%	4.89%	8.48%	7.93%	4.09%
August 2, 2012 Eurozone crisis continues	-12.1%	1.20%	6.78%	23.08%	12.10%	8.99%	4.02%
February 11, 2016 China slowdown	-14.4%	5.15%	3.35%	14.71%	6.79%	0.96%	
December 24, 2018 Trade wars / rising interest rates	-16.3%	0.30%	-1.47%	-4.38%	-4.83%	-0.99%	
March 23, 2020 COVID-19	-34.9%	2.88%	-0.18%	13.79%	4.86%	1.41%	
September 27, 2022 Inflation concerns / Russia invades Ukraine / Rising interest rates	-18.0%	5.80%	3.23%	2.59%	-2.31%		
April 8, 2025 Liberation Day / Tariff concerns	-14.3%	-0.92%	-1.94%				

Source: Morningstar Direct. Total returns, net of fees (excluding advisory fees), in C\$ and annualized for periods greater than one year. Series F is available to investors in a fee-based/advisory fee arrangement and doesn't require EdgePoint to incur distribution costs in the form of trailing commissions to dealers. Past performance is not indicative of future returns. See *Important information – Global equity category* for additional details.*

Most rational business owners know that volatility isn't risk. The day-to-day fluctuations of prices on a screen have very little impact on the true underlying value of a business over the long term. A rational business owner knows that the only true risk they have when it comes to investing is losing their hard-earned money forever.

But that doesn't mean that volatility is without risk, especially if you don't know the value of what you own. There are few things in life more terrifying than watching the price of your investment fall when you don't know what it's truly worth. That fear can cause all sorts of irrational behaviour that quickly turn a paper loss into a very real loss of capital – the true definition of risk.

Risk management at EdgePoint

At EdgePoint we define risk as the permanent loss of capital, and we spend every day trying to minimize the likelihood of that happening. We believe the best way to do this is by owning businesses that are resilient enough to grow through any kind of macro environment and come out stronger on the other side.

If you asked any of us about the businesses we own in Cymbria or the EdgePoint Portfolios, we're probably not going to lead with a table-pounding thesis on resilience. We will likely tell you about the big idea – the positive change happening that the market hasn't priced in yet, what our proprietary insight is and how much bigger we think the business can be when it happens.

[†] Mutual funds are not guaranteed, their values change frequently and past performance may not be repeated. This is not an offer to purchase. Mutual funds can only be purchased through a registered dealer and are available only in those jurisdictions where they may be lawfully offered for sale.

*Annualized total returns, net of fees (excluding advisory fees), in C\$. As at December 31, 2025

EdgePoint Global Portfolio, Series F – 15-year: 12.09%, 10-year: 9.60%, 5-year: 10.57%, 3-year: 13.49%, 1-year: 17.51%, YTD: 17.51%. Global Equity category (average) – 15-year: 9.66%, 10-year: 9.00%, 5-year: 9.34%, 3-year: 16.47%, 1-year: 12.52%, YTD: 12.52%. Number of funds in the Global Equity category – 15-year: 363, 10-year: 721, 5-year: 1,325, 3-year: 1,592, 1-year: 1,802, YTD: 1,802.

That's the exciting and, ultimately, most important part. We firmly believe the only way you can beat the market sustainably over the long term is to have an idea about a business that isn't widely held by others. Having that proprietary insight is the most important part of our investment decision – it's the cornerstone of our approach.

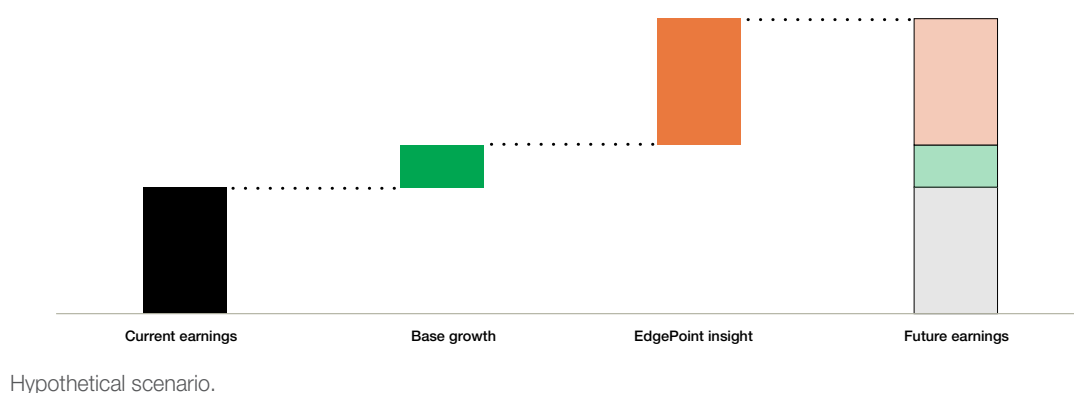
But we also know that we can be wrong. Sometimes the change doesn't happen or takes way longer to play out than we expected, so we have to be happy with the business we're left holding when the idea doesn't play out.

Around the margins

Being comfortable with the base business is our margin of safety if we are wrong about everything else. Let's walk through three hypothetical scenarios that highlight why we think that margin of safety is so important.

Scenario 1 – Resilient base business, our insight was correct

This is what we hope every EdgePoint investment looks like.



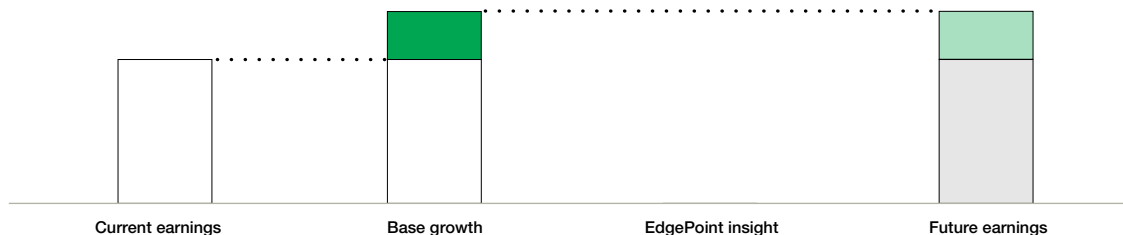
The base business grows at a stable rate, combined with our insight about a positive change in the business happening, means that we have a business with significantly higher earnings on the other side.

When we are right about our insight and see something that the rest of the market didn't, then we end up not having to pay for that growth. The returns we make from these investments should be very attractive and help us get our clients closer to their financial goals.

In this case, the business' resilience didn't matter, but not all of our holdings will follow this path.

Scenario 2 – Resilient base business, our insight is taking longer than expected/doesn't happen

If the base business continues to grow, we should still generate a positive return.



Hypothetical scenario.

To put simple numbers to this:

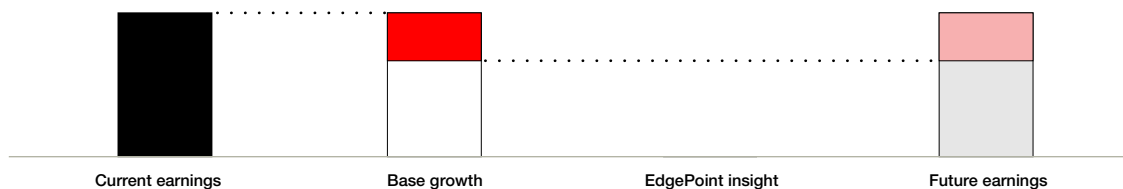
- If earnings were \$10 and we paid a 10x multiple for that business, the price would be \$100.
- If the base business grows 10% during our holding period, earnings are now \$11, and if the multiple stays the same at 10x the business is now worth \$110.

Even though the insight hasn't played out yet, we wouldn't see a permanent loss of capital because of the quality of the business. This gives us time to evaluate if we still think the idea will play out or move on if we think it won't.

But what if we don't have a resilient base business?

Scenario 3 – Non-resilient base business, our insight is taking longer than expected/doesn't happen

These are the situations we are trying to avoid. We need to be happy with what we're left holding if our insight doesn't play out. If we don't, the chance of permanent loss of capital becomes real. When we talk about managing risk, this is the scenario we are talking about:



Hypothetical scenario.

Playing it safe

At an advisor information session last year, [Steven Lo](#) and I managed to fill an entire section talking about all the times we thought we had a big idea about a business...that didn't play out. Don't worry – this isn't where the commentary takes a dark turn. There are good stories for investors willing to be patient.

Lincoln Electric Holdings, Inc. is a business we have talked about plenty of times in the past.^{iv} Two years ago, we had a very big idea about the company. In 2021, the Biden Administration had made US\$7.5 billion in funding available to build out a public EV-charging network across the U.S. Lincoln Electric, a welding company from Cleveland, was the only company that could produce the chargers that met their strict criteria at scale. It turns out the power module that goes into a welding machine is almost identical to the ones used to power public fast chargers.

The opportunity was massive. If demand was there, Lincoln Electric had the capacity to sell 6,000 chargers in year one for US\$100,000 each. To put that in perspective, this was an additional US\$600 million of revenue for a company doing less than US\$4 billion in sales.

And that was just to start. Once this money started to flow, it could ramp up capacity so quickly that its earnings had the potential to double in two years!

Of course, the money never flowed.

Biden announced a plan to build 500,000 chargers in 2022. By August 2024, eight chargers had been built. The money got tied up in the bureaucracy of state and local departments, and then the new Administration came in and effectively killed the idea of state-funded EV chargers.

So how did the business do?

Lincoln Electric did exactly what it always did. It managed through the uncertainty with the same playbook it has used for the last 100 years. It bought back shares, grew the automation business by acquiring complementary companies, expanded the growth runway in 3D printing by signing long-term contracts with the U.S. Department of Defense to 3D print critical components and continued to deliver margin expansion without needing the revenue from the chargers.

And our investment?

We exited Lincoln Electric earlier in 2025 with an IRR of 18.5%.^{††} Not the decade of double-digit returns we were expecting when we bought the business, but not a bad outcome for a scenario where we didn't get the hoped-for change.

The margin of safety in the base business meant we didn't need the change to happen to get a good return.

^{††} Internal rate of return (IRR) is money-weighted return that accounts for the timing and magnitude of cash flows into an investment and represents an investment's actual return. The IRR is for Lincoln Electric Holdings, Inc. equity held in Cymbria between January 25, 2023 and November 3, 2025 and in C\$.

Annualized total returns, net of fees, in C\$. As at December 31, 2025

Cymbria Corp., Class A aNAV – Since inception (Nov. 3, 2008): 13.80%, 15-year: 13.64%, 10-year: 10.98%, 5-year: 11.89%, 3-year: 15.40%, 1-year: 16.74%, YTD: 16.74%.

So, what does all that have to do with the volatility in April?

Our margin of safety when we invest is knowing the strength of the base business, projecting how it would do across a wide range of scenarios and having a reasonable estimate for what that business is worth.

This means that when uncertainty strikes and panic kicks in, we have the confidence to buy when every one else is selling. We can capitalize on the mistakes of others and buy great businesses at bargain prices.

The beginning of 2025 was no exception. The volatility from February to mid-April resulted in the third-busiest trading period in EdgePoint Global Portfolio since its inception. The other two times were the Global Financial Crisis and the COVID-19 pandemic.

Over the six weeks after Liberation day, there was about \$250 million in trading volume for the Cymbria portfolio (approximately a fifth of assets under management).^v We were able to buy some businesses on our wish list at bargain prices because they sold off with the broader market such as Thermo Fisher Scientific Inc. (now a 2.4% weight in Cymbria).^{vi} We also doubled down on existing Portfolio companies that had sold off by more than any change in the underlying business justified (e.g., Roche Holdings AG, Alfa Laval AG) and sold some companies that couldn't offer the same risk-reward profile as the businesses we were gifted in that short window.^{vii}

Since we launched in 2008, our history tells us that we added a lot of value during volatile periods like this, and our end clients have historically done well with us in the years after them. Our long-term partners are so well-aligned that they did something in April that might have surprised outside observers – at the height of the craziness and market uncertainty, our investors decided to give us more money. On April 9 and 10, the two worst down days in the market, we experienced our largest dollar inflows in EdgePoint history.

In 2026, like every other year, we will continue to work hard every day to maintain that level of trust. We will do everything we can to make sure they can get to their Point B, no matter what new tail risk the market throws at us this year.

Important information – Global Equity category

Source: Morningstar Research Inc. Morningstar classifies EdgePoint Global Portfolio within the Global Equity peer group, which are open-end mutual funds that invest in securities domiciled anywhere around the world with an average market capitalization greater than the small/mid-cap level. These funds must invest between 10% and 90% of equity holdings in Canadian or U.S. companies. Funds without strict investment restrictions and don't qualify for other geographic categories are assigned to this category. Quartile rankings are determined by Morningstar Research Inc., an independent research firm, based on categories maintained by the Canadian Investment Funds Standards Committee (CIFSC).

First decline: January 6, 2009 to March 9, 2009. Second decline: April 29, 2010 to August 24, 2010. Third decline: February 21, 2011 to August 8, 2011. Fourth decline: April 2, 2012 to August 2, 2012. Fifth decline: August 5, 2015 to February 11, 2016. Sixth decline: September 21, 2018 to December 24, 2018. Seventh decline: January 17, 2020 to March 23, 2020. Eighth decline: November 17, 2021 to September 27, 2022. Ninth decline: February 28, 2025 to April 8, 2025.

Important information – Companies discussed

Information on any securities discussed is solely to illustrate the application of the EdgePoint investment approach and not intended as investment advice. It is not representative of the entire portfolio, nor is it a guarantee of future performance. EdgePoint Investment Group Inc. may be buying or selling positions in the noted securities.

ⁱ Liberation Day (April 2, 2025) was the date U.S. President Donald Trump announced broad tariffs on countries with whom the U.S. had a trade deficit.

ⁱⁱ Source: Goldman Sachs Research, *Top of Mind*, Issue 138, April 17, 2025.

ⁱⁱⁱ Source: Bloomberg LP. Intraday range is the difference between an individual day's high and low prices, divided by the previous day's closing price and in US\$. The date range is April 7 to 11, 2025. The S&P 500 Index is a broad-based, market-capitalization-weighted index of 500 of the largest and most widely held U.S. stocks. It is not investible.

^{iv} As at December 31, 2025, Lincoln Electric Holdings, Inc. securities are no longer held in Cymbria or an EdgePoint Portfolio. They were previously held in EdgePoint Global Portfolio, EdgePoint Canadian Portfolio, EdgePoint Global Growth & Income Portfolio and EdgePoint Canadian Growth & Income Portfolio.

^v Traded volume is relative to December 31, 2024 weighting and excludes EdgePoint Wealth Management and other private companies.

^{vi} As at December 31, 2025, Thermo Fisher Scientific Inc. was held in Cymbria, EdgePoint Global Portfolio, EdgePoint Canadian Portfolio, EdgePoint Global Growth & Income Portfolio and EdgePoint Canadian Growth & Income Portfolio.

^{vii} As at December 31, 2025, Roche Holdings AG and Alfa Laval AG were all held in Cymbria, EdgePoint Global Portfolio, EdgePoint Canadian Portfolio, EdgePoint Global Growth & Income Portfolio and EdgePoint Canadian Growth & Income Portfolio.

Commissions, trailing commissions, management fees and expenses may all be associated with Cymbria Corp. Please read the Annual Information Form before investing. Copies are available at www.cymbria.com. Unless otherwise indicated, rates of return for periods greater than one year are historical annual compound total returns net of fees including changes in share value and reinvestment of all dividends, and do not take into account any sales, redemption, distribution or optional charges, or income taxes payable by any securityholder, which would have reduced returns. Its value is not guaranteed, its value changes frequently and past performance may not be repeated. This is not an offer to purchase. This document is not intended to provide legal, accounting, tax or specific investment advice. Information contained in this document was obtained from sources believed to be reliable; however, EdgePoint does not assume any responsibility for losses, whether direct, special or consequential, that arise out of the use of this information. Portfolio holdings are subject to change. Cymbria is managed by EdgePoint Investment Group Inc., a related party of EdgePoint Wealth Management Inc. EdgePoint® and Business Owners Buying Businesses™ are registered trademarks of EdgePoint Investment Group Inc.

Published January 29, 2026.