



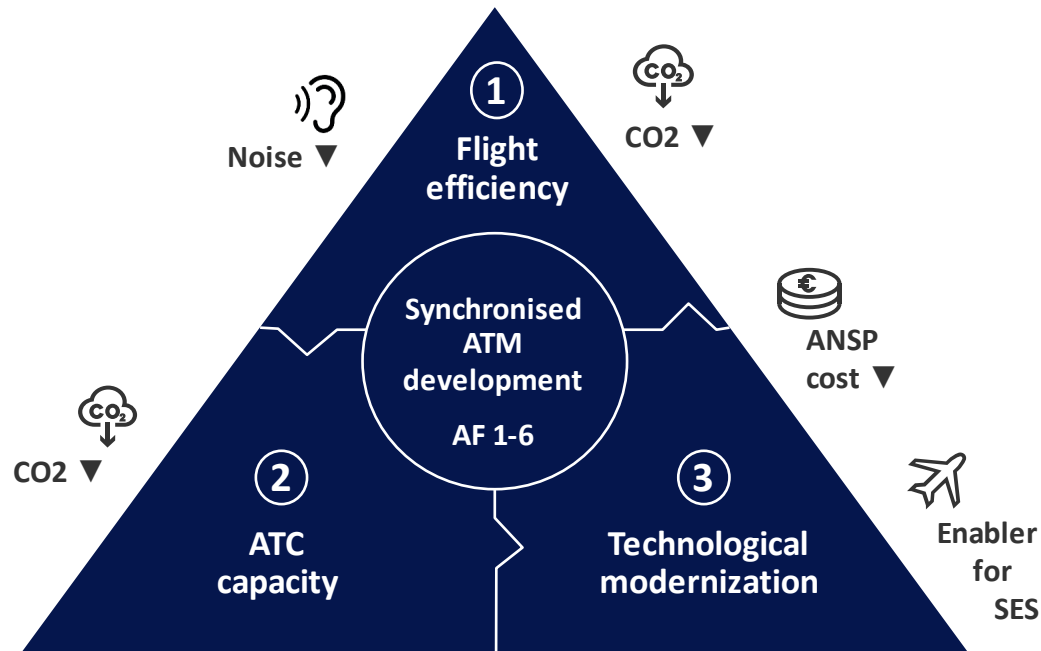
Common Project 1 is delivering: The Airline View

March 2023

Lufthansa Group, Jörg Pikolin

Airlines need urgently tangible benefits in Air Traffic Management


Flying efficient trajectories while maintaining a high on-time performance



- ✓ **Pilot Common Project** and **Common Project 1** are **essential** to **drive** the European Deployment Agenda for Air Traffic Management modernization
- ✓ The key **ATM functionalities (AF 1-6)** are the **basis for further continuous improvement** activities in achievable flight efficiency and the removal of bottlenecks in airspace capacity
- ✓ **Benefits** (= Fuel/Emission/ANSP cost savings) can only be realized once **operational procedures** are **fully adapted**
- ✓ **Benefits become visible** but are **difficult to measure** due to continuous external driven changes to the operational framework (COVID, Ukraine ...)
- ✓ **Low traffic demand** during COVID showed what is **possible without capacity constraints** and with the necessary **attention** of ATM actors to the **optimized trajectory**

Common Project 1 established a new form of collaboration in ATM

It paved the ground for further problem-solution-orientated modernization



- ✓ The **Deployment Manager** is a **success story** in **industrial partnership** and **cross-organizational program management** to streamline the **coordinated approach** in complex infrastructure development
- ✓ **CP1** enabled airlines to **participate** in an **agile framework** to **maximize** the **operational output of public funding**
- ✓ ATM modernization requires stamina. It **takes quite some time** from **implementation, over operationalisation and harmonisation to measurable benefits**
- As it is simply **too early to assess CP1 delivery in total**, it is essential to **perform spot checks**

Spot checks of specific projects show that Airlines already measure first tangible flight efficiency gains from CP1 projects

Free Route Airspace

example Italy by



∅ Fuel Savings

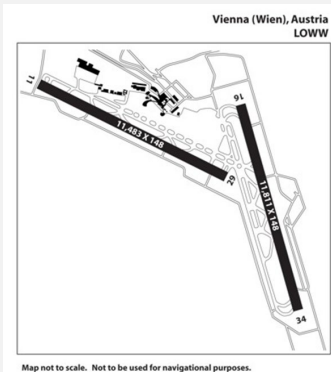
58 kg
per flight

∅ Time Savings

43 s
per flight

PBN in VIE

example by Austro Control



Savings depend on
the RWY

∅ Fuel Savings

28-82 kg
per flight

∅ CO2 Savings

88-258 kg
per flight

∅ Nautical Miles Savings

5-15 nm
per flight

∅ Time Savings

42-123 s
per flight