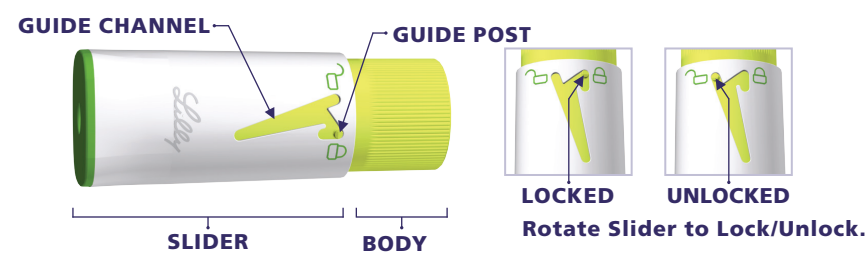


HIDDEN NEEDLE COVER

FOR USE WITH HUMATROPE® CARTRIDGES



Lilly

INSTRUCTIONS FOR USE

ATTACHING AND USING THE HIDDEN NEEDLE COVER

The Hidden Needle Cover allows you the option to inject with the Needle hidden from view. Be sure the Pen is set up per the Pen user manual instructions.

What kinds of Needles can be used with the Hidden Needle Cover?

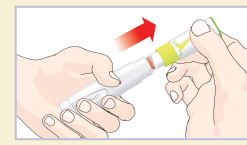
- Pen Needles are not included. You may need a prescription to get the Needles from your pharmacist.
- Becton, Dickinson and Company (BD) Pen Needles are recommended for use with the HumatroPen.
- Use of the Hidden Needle Cover with your HumatroPen is optional. When using the Hidden Needle Cover with your HumatroPen, you must use a Needle length of 5 mm or greater.
- Ask your physician, pharmacist or nursing staff what Needle gauge and length is best for you.

- 1** Be sure the Pen Cap is removed. Attach a new Needle and remove the Outer Needle Shield and Inner Needle Shield.

- 2** Confirm the Hidden Needle Cover is in the locked position. If not, lock the Hidden Needle Cover by turning, not pushing, the Slider, positioning the Guide Post within the Guide Channel, as shown.



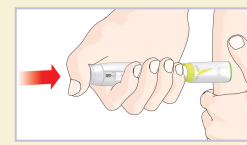
- 3** Insert Cartridge with Needle attached straight into the Hidden Needle Cover by pushing firmly until it stops. Dial the Pen to your usual dose. Take care to avoid Needle sticks.



- 4** Unlock the Hidden Needle Cover by rotating the Slider clockwise until the Hidden Needle Cover is in the unlocked position, with the Guide Post located within the Guide Channel, as shown. To avoid Needle sticks, be careful not to push the Slider in after it is unlocked.



- 5** Inject the Humatrope dose as instructed by your physician, pharmacist or nursing staff. First insert the Needle at a 90° angle by pushing into the skin. The Slider will move over the Hidden Needle Cover Body as the Needle is inserted.



Then press the Injection Button. The Hidden Needle Cover will automatically lock as you remove the Needle from the skin.

- 6** Confirm that the Hidden Needle Cover has returned to the locked position. Carefully pull the Hidden Needle Cover straight off and remove it from the Pen.



Remove and dispose of the Needle as instructed by your physician, pharmacist or nursing staff.

Replace the Pen Cap.

Soiled parts can be cleaned with a damp cloth. **DO NOT USE** alcohol or other cleaning agents.



Eli Lilly and Company
Pharmaceutical Delivery Systems
Lilly Corporate Center
Indianapolis, IN 46285, USA

Importer
Lilly S.A.
Avda. de la Industria 30
28108 Alcobendas, Madrid, Spain

Humatrope® and HumatroPen® are registered trademarks of Eli Lilly and Company.

Copyright © 2008, 2020 Eli Lilly and Company. All rights reserved.

Revision Date: April 2020

Lilly

PA006SPEY03