

HOW TO DO PICTURES FOR THE DAMAGE REPORT?

In order to properly record the accident, we need at least the following images:

- 1 4-side view**
of the MILES vehicle and the opponent's vehicle
- 2 Damage report**
Overall picture of the MILES vehicle
- 3 Detailed view**
Picture of the damage at the MILES vehicle in detail
- 4 Pictures opponent's vehicle**
Repeat step **1** to **3** for the opponent's vehicle

How it works



1 4-SIDE VIEW (MILES VEHICLE)

- **Vehicle fully visible**
- **License plate identifiable**
- **Good lighting conditions**




Please don't forget to take pictures of the opponent's vehicle!

2 DAMAGE REPORT (MILES)

- **Diagonal view of the entire vehicle**
- **Assembly (vehicle part) must be visible**
- **License plate must be identifiable**

✗ **Wrong**



- Assembly not recognisable
- License plate missing

✓ **Correct**




- Assembly clearly recognisable
- License plate visible

3 DETAILED VIEW (MILES)

- **Picture of the whole assembly**
- **If possible, the licence plate should be visible**

✗ **Wrong**



- View to close!
- Damage location not identifiable

✓ **Correct**



- Assembly clearly recognisable
- Damage location identifiable

✗ **Wrong**



- View to close!
- Assembly not clearly recognisable, therefore damage location not identifiable

✓ **Correct**



- Assembly fully recognisable, therefore damage location identifiable

4 PICTURES OF THE OPPONENT'S VEHICLE


- **Repeat step 1 to 3 for the opponent's vehicle**
- ! **Assembly with the damage needs to be fully visible**
- ! **License plate needs to be recognisable**

✗ **Wrong**




- View to close!
- Assembly not clearly recognisable, therefore damage location not identifiable

✓ **Correct**




- Assembly fully recognisable, therefore damage location identifiable

✗ **Wrong**



- View to close!
- Assembly not clearly recognisable, therefore damage location not identifiable

✓ **Correct**



- Assembly fully recognisable, therefore damage location identifiable
- License plate identifiable

If possible, the license plate should always be visible in the pictures!

✓ **Ready?**

Please send us the photos along with the completed accident report as a reply to our email. Thank you.