

YPO<sup>®</sup>



# ROALD DAHL STORY DAY

ACTIVITY PACK  
FOR TITCHY TODDLERS

13  
SEPTEMBER





# CONTENTS


WAYS TO LEARN, CRAFT AND PLAY WITH

## THE ENORMOUS CROCODILE

HELLO FRIENDS!	3
LITTLE AND LARGE	4
CROCODILE COLOURING	5
WONDERFUL WORDS	6
WILD RELAY RACE	7
CRAFT WITH CROC	8
YPO	10
COUNTING IN THE JUNGLE	11
SNAPPY CERTIFICATE	12
PICTURE CARDS	13
BRILLIANT BOOK CHECKLIST	14



# ROALD DAHL STORY DAY



## HELLO FRIENDS!

It's the best time of year again! It's the time when we get to celebrate the story of the snappiest, sneakiest croc around. In this pack you'll find all kinds of fantastically fun and educational activities inspired by **THE ENORMOUS CROCODILE**.

Whether you're celebrating at school, nursery or home, you'll find something for every kind of terrific toddler.

**KEEP READING TO FIND OUT WHAT'S IN STORE!**



### ENGLISH

For all the budding bookworms out there, give **LITTLE AND LARGE** and **WONDERFUL WORDS** a whirl.

### NUMERACY

Test out your class' brainboxes with **COUNTING IN THE JUNGLE**, helping your pupils to count and write numbers.

### GET ACTIVE

Get your competitive energy going and blow off some steam with our **WILD RELAY RACE**.

### GET CREATIVE




Show off everyone's snazziest, snappiest art skills with **CROCODILE COLOURING** and **CRAFT WITH CROC**.





# Little and Large

The Enormous Crocodile is truly **ENORMOUS**, but many of his fellow jungle creatures are truly **TINY**. Can you circle the **BIGGEST** animal on each row?



# Crocodile Colouring

**THE ENORMOUS CROCODILE** has lost all his colour.  
Grab a pen or pencil and help colour him in!



**ROALD  
DAHL**

**THE ENORMOUS  
CROCODILE**


**YPO**

@Roald\_Dahl  
[www.roalddahl.com](http://www.roalddahl.com)




# Wonderful Words

There are so many wonderful, weird, wonky words to learn in this world!  
Why not show off **HOW MANY** of these words you know?  
Pair each word with its matching picture.



CROCODILE



BIRD


CHILD

TREE



MONKEY


FLOWER




WHY NOT LEARN EVEN MORE WONDERFUL WORDS WITH OUR BRILLIANT BOARD BOOK **FIRST 100 WORDS**

# Wild Relay Race

Time to get active and channel your **INNER JUNGLE ANIMAL!**  
Get the class up and moving around the classroom or playground.  
Ask them to practice moving like each of these animals:




**ANGRY  
CROCODILE**



**STOMPY  
ELEPHANT**



**BEAUTIFUL  
BIRD**



**CHEEKY  
MONKEY**

## FOR INSPIRATION, YOU COULD ASK THEM QUESTIONS LIKE:

- Does this animal move quickly or slowly?
- Are they light on their feet or do they take heavy steps?
- What gestures can you do with your arms to make it clear which animal you are?

- Once they have perfected this, split the class into groups of four.
- Ask them to line up on a start line and find a spot where they will go to and turn around.
- Start a race where each child goes to the end point and back, moving like a different animal. The first child snaps like a crocodile, the second stomps like an elephant, the third flaps like a bird, and the fourth leaps like a monkey.
- Each child must wait to go until the team member before them is back. First team to finish wins!

# Craft with Croc

Time to put your crafty croc skills to the test! Follow these instructions to make your own Enormous Crocodile. The great thing about this croc – you can make it as **ENORMOUS** as you want!

## YOU WILL NEED:

- Green card (or white card painted green)
- Scissors
- Glue
- Colouring pens or pencils

## FOR AN EXTRA COLOURFUL CROC YOU COULD ADD:

- Googly eyes
- Glitter
- Felt
- Sequins

**CHECK OUT PAGE 10**  
WHERE YOU CAN FIND ALL  
THE CRAFTY RESOURCES  
YOU NEED FROM YPO.

## HOW TO MAKE YOUR CROC

**1** First, print off the cut-out on the next page and pritt stick it to green card. Get a grown-up to help you cut out the shapes. Decorate the head, tail and feet on the next page with the most marvellous green, crocky design using your craft supplies.


**2** Cut out a rectangle of green card which is 12cm wide, and as long as you want to make it.

**3** Fold the rectangle in a concertina pattern for the whole length of the shape.

**4** Carefully cut out your decorated head, tail and feet from the next page. (You will probably need an adult to help you with the tricky bits.)

**5** Stick your croc head to one end of the concertina, and the croc tail to the other.

**6** Stick the feet onto your croc, two at the top of the concertina and two at the bottom. And there you have it! One perfectly crafty crocodile unique to you.



Scan the QR code to watch this croc come to life







**CUT** ALONG THE  
DOTTED LINES!




**ROALD  
DAHL**

**THE ENORMOUS  
CROCODILE**

**YPO**<sup>®</sup>

@Roald\_Dahl  
[www.roalddahl.com](http://www.roalddahl.com)





is a proud partner of Roald Dahl education resources

[WWW.YPO.CO.UK](http://WWW.YPO.CO.UK)



SCAN TO SHOP

## EVERYTHING YOU NEED

**734879** YPO Glitter Flakes - Green

**749117** YPO Washable Pva Glue

**137561** A3 Green Card - Pack of 50

**334499** YPO Giant Sequins, Assorted Colours

**751278** YPO Broad Tip Colouring Pens - Pack of 144

**728306** YPO Colouring Pencils - Pack of 288

**749265** YPO Glitter Flakes, Assorted Colours - Pack of 6

**735101** YPO Jumbo Triangular Colouring Pencils - Pack of 144

**303941** Googly/Wiggle Eyes, Stick On - Pack of 500



### NEW TO YPO?

It's so easy to start shopping with YPO!  
Simply register today and start your first order at [ypo.co.uk/register](http://ypo.co.uk/register)



@Roald\_Dahl  
[www.roalddahl.com](http://www.roalddahl.com)







# Counting in the Jungle







Clever Croc loves to count just how many children he is going to **GOBBLE UP**.  
Can you count as well as Croc can?



Use the guide below to count the animals and trace the numbers, then write your own numbers in the empty box.

		
---	--	--

		
--	---	--

		
---	--	--

		
---	--	--

		
---	--	--



ROALD  
DAHL

THE ENORMOUS  
CROCODILE

YPO<sup>®</sup>

@Roald\_Dahl  
www.roalddahl.com






# CONGRATULATIONS!

-----

FOR BEING A CLEVER CROC AND TAKING PART IN  
SOME **ENORMOUSLY** FUN ACTIVITIES!

SIGNED -----


DATE -----




# Picture Cards




If useful to you and your pupils, please feel free to use the below picture cards as a communication tool when completing any of the above activities.



**CROCODILE**




**ELEPHANT**



**MONKEY**



**BIRD**




**HIPPO**



**RUN**



**CHILDREN**



**TREE**



**RIVER**

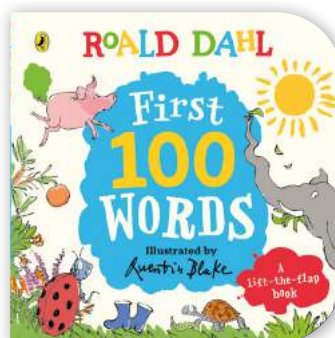















# How many have you read?

Tick the boxes of the books you have read!



ROALD DAHL

@Roald\_Dahl  
www.roalddahl.com