
Social Narrative

Visiting the Obama Presidential
Center



OBAMA
FOUNDATION



Thank you for your patience as we await final photography for this guide. Until then, on the following pages please find our draft in progress.

We are visiting the
Obama Presidential
Center today.

My group and I will
explore the Museum and
the Campus, learning
new things and having
fun.



When we arrive on the Campus we will look for the tall building, this is the Museum.



If we need help finding the entrance we will ask staff on the John Lewis Plaza wearing a blue or khaki coat and navy pants for directions.

We will not be alarmed or scared if staff say hello to us without my group initiating contact. We don't have to say hi back or speak to them if we are not comfortable doing so.



When we go inside there might be lots of people. The entrance to the Museum Building can be very crowded and noisy. These people are here to learn and explore the Museum, just like us!


We will need to pass through Security before entering the main Entry Pavilion. We will walk through a scanner. The machine won't hurt me or make a loud noise.



The security guard may talk to us, but they may not. The security guard may ask to look in our bag. Security looks in bags to keep everyone safe. I will open my bag and answer any questions the guard may have.



If we need to buy tickets, we might need to wait in line for a few minutes while we wait our turn. Once it is our turn we will buy our tickets from a member of staff. We can also ask this person any questions we might have about our visit.



If we have purchased our tickets online beforehand, we do not need to wait in line for a ticket. If we need help we can ask staff standing in the Entry Pavilion for information.



We can get a paper map from the wall by the large map in the Entry Pavilion so we can plan what we want to see.



The Museum is large and we might not be able to see everything. My group and I will decide what we want to see together. If we want to pre-plan which exhibits we want to see, we can download the [map here](#) prior to our visit.



If we brought a coat or a backpack/large bag we can leave them at Coat Check. The friendly staff at Coat Check will keep our belongings safe while we explore the Museum. There may be a line and we might need to wait a few minutes while we wait our turn. We will be given a claim tag so that we can easily retrieve our things at the end of our visit. We will put this tag in a safe place so that we don't lose it during our visit.



There are standard, accessible, and family restrooms located in the Entry Pavilion, Museum Lower Level, Forum Lower Level Lobby, and the Mezzanine and Sky Room Levels of the Museum Galleries.

To reach the restrooms in the Museum Galleries, I will need to use the elevator.

There is a Wellness Room in the Lower Level of the Museum Building and in Home Court. Wellness rooms have seating, a small table, adjustable light, white noise machines, and sensory toys, a yoga mat, and cleaning materials to use after we are done.

Entering Via the Forum

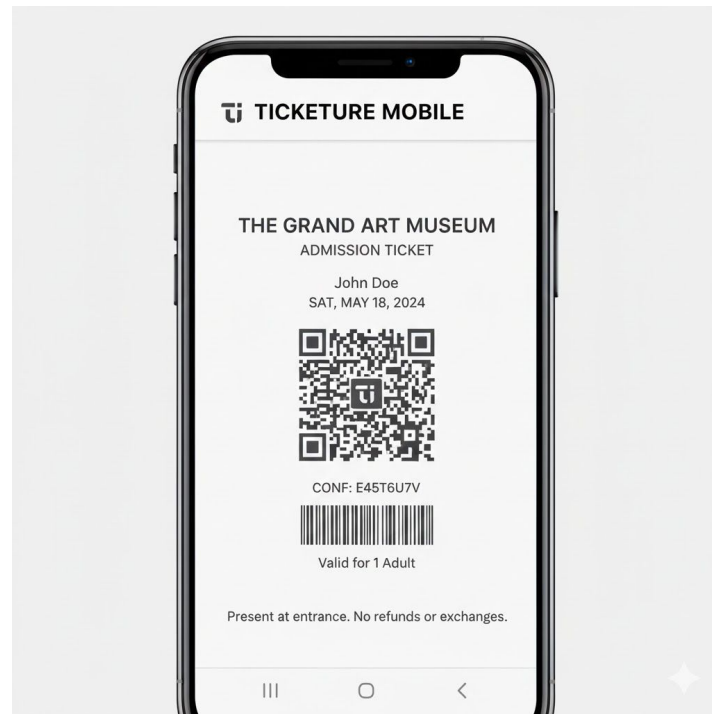
There is another entrance to the Museum through the Forum. This is often less crowded and noisy than the Entry Pavilion. My group and I will need to have purchased our tickets online before our visit if we use this entrance as there is no ticket desk here. There is also a coat check here.



Entry to the Museum galleries is timed. When it is my group's time to enter we will walk to where our tickets will be scanned. There will be signs and friendly members of staff to help guide us to this entry whether we entered from the Entry Pavilion or Forum. If we need help finding the entrance we will ask a member of staff for directions.




We will have either our printed or mobile tickets out to be scanned.



There may be a line and we might need to wait a few minutes, while we wait our turn.

If you are unable to wait in line, please ask a member of staff for assistance and guidance.

A staff member will scan our tickets, this will make a small noise.



I will do my best to use my inside voice in the Museum Building.

Once I enter the Museum Galleries I will encounter many different types of environments. Some spaces might be loud and some might be quiet. Some spaces might be crowded and others less so. Some spaces might have bright lights and others might be darkly lit.



If I need a quiet space I can rest on a Mezzanine level.

Also, the fourth floor has been designed with limited media, and is a good place to spend extended time if I need an area with less stimulation. I can also ask Staff for noise canceling headphones if I need a pair.



There will be security guards and gallery staff throughout the Museum galleries to protect the exhibits and keep everyone safe. If I need help or get lost I can find one of these friendly people to help me.


Inside the Galleries I will keep my hands to myself unless I see a sign saying *Please Touch*. There are interactive touchscreens that are located in many Galleries that I am also able to touch. I will be gentle when engaging with these pieces of technology.



Other rules I will follow are not to eat and drink in the Galleries, to be aware and respectful of any barriers or dividers and to stay with my group. I can always ask a member of staff in the galleries if I'm not sure about something.

There might be some areas of the Museum that we won't be able to enter. Sometimes these are areas only for staff and sometimes these are parts of the Museum being redone. There will be signs with information on them.

I will need to access the different levels of the Museum either by escalator or elevator. Regardless of which I choose, I may need to wait if the Museum is crowded.



If I need to go to the Mezzanine for either a quiet space or to use the bathroom I will need to use the elevator. I will also need to use the elevator to return to the Gallery floors. I may need to wait if the Museum is crowded.

The Museum ends with the Sky Room. If we want to visit the Sky Room we will need to take the elevator. If the Museum is busy, we may have to wait to go to the Sky Room. Staff will let us know when it is our turn to get in the elevator. In the Sky Room we will be high up, and will use our inside voices and we will stay with our group while enjoying the views.



When we are done with our visit we will take a different elevator back down to the Museum Atrium.

We can then walk down the hallway to get food from the Cafe or shop in the Store.

To exit we will need to go up one level. We can exit through either the Forum or Museum Building. We can either take the stairs or an elevator.



At the end of our visit, we can exit through the door in the Hope and Change Lobby if we are in the Museum. This is a different door than the one we entered through.

If we are in the Forum we will exit through the doors in the Hadiya Pendleton Atrium.

From here we can continue to explore the rest of campus, CPL or Jackson Park!