

# Nashville Youth Violence Summit Report to Mayor Megan Barry

“Nashville, if you want us to walk a tightrope, then give us a safety net!”

– Brandon Ramsey, Hillsboro High School Junior (Youth Violence Summit, January 28, 2016)



## **NASHVILLE YOUTH VIOLENCE SUMMIT**

March 31, 2016

Presented by:

Juvenile Court Judge Sheila Calloway, Co-Chair

Criminal Court Clerk Howard Gentry, Co-Chair

Lonnell Matthews, Director, Mayor's Office of Neighborhoods & Community Engagement

# Nashville Youth Violence Summit Report to Mayor Megan Barry

“Reducing youth violence through expanded hope and opportunity will take all of our community, working together, to solve the challenges we face.”  
– Mayor Megan Barry (Youth Violence Summit, January 28, 2016)



SHEILA D.J. CALLOWAY, JUDGE

JUVENILE COURT OF DAVIDSON COUNTY  
100 WOODLAND STREET  
P.O. BOX 196306  
NASHVILLE, TENNESSEE 37219-6306

Howard Gentry, Criminal Court Clerk

Criminal Court Clerk of Davison County  
408 2<sup>nd</sup> Avenue North, Suite 2120  
Nashville, TN 37201

## Letter from the Youth Violence Summit Co-chairs

March 30, 2016

Dear Mayor Megan Barry,

We are truly honored to have been asked to chair the Youth Violence Summit and Task Force for our community. We are looking forward to addressing the issues concerning youth violence. We have had the opportunity to participate in the 2016 Nashville Youth Violence Summit (the Summit) that you led from December through February. We are pleased to chair the committee that will take the suggestions and plans from the Summit and develop them into solutions for our community.

As we learned during the Summit, there are several key principles and goals that we will focus on in order to address Nashville’s youth violence reduction work going forward. Our next steps involve appointing members of the task force that will be willing to commit their time, talent, skills and suggestions towards our key principles and goals. As Brandon Ramsey, the Hillsboro High School Junior, so eloquently expressed, “...if you want us to walk

a tightrope, then give us a safety net!”. We are looking forward to working with the task force in order to make sure each and every one of our youth has that safety net.

There is absolutely no question that the time is now for the Nashville community to respond to the needs of our youth. Each child that we have lost to the justice system, violence and/or death, is further indication of how critical this responsibility is for each of us. As the chairs, we plan to look for innovative ways to use the resources that are available in the Nashville community. We also want to use best practices by benchmarking peer cities and complementing other plans such as the 2010 Nashville Children and Youth Master Plan, and the 2015 NashvilleNext plan. We plan to build upon the ideas and principles addressed in each of these plans and incorporate suggestions given to us during the Summit by the community. We plan to create a strategy to address the root causes of youth violence while continuing to work with multiple city agencies, community-based service providers, the faith-based community and the private sector.

Again, we look forward to this opportunity to make a true difference in the lives of our children and youth. We thank you for your commitment to our youth, our families, and our great city. We know that working together as a community, we can “get IT right” for our youth.

Sincerely,

*Judge Sheila Calloway*

Judge Sheila D.J. Calloway  
Davidson County Juvenile Court

*Criminal Court Clerk Howard Gentry*

Criminal Court Clerk Howard Gentry  
Davidson County Criminal Court Clerk’s Office

## Introduction

At the direction of Mayor Megan Barry, the 2016 Nashville Youth Violence Summit (the Summit) was established to build a city-wide conversation concerning youth violence that would increase awareness, drive action, and build local capacity to more effectively address youth violence through comprehensive community and government planning.

The Summit, led by Judge Sheila Calloway and Criminal Court Clerk Howard Gentry, was designed to encourage community collaboration, challenging participants to change the way that Nashville mobilizes action to address violence. Goals for the summit were: 1) acknowledge and share common challenges related to youth violence; 2) recommend effective and innovative solutions; and 3) frame and implement promising coordinated strategies.

The five-meeting Summit launched on December 14, 2015 at Pearl-Cohn High School and convened a diverse array of community stakeholders. Participating agencies included the Metropolitan Council, Juvenile Court, Criminal Court Clerk's Office, Public Defender's Office, District Attorney's Office, Davidson County Clerk's Office, Assessor of Property's Office, Metro Nashville Police Department, Metro Nashville Public Schools, Metro Parks, Metro Health Department, Tennessee Department of Children's Services, Metro Arts Commission, Metro Development & Housing Agency, Nashville Career Advancement Center, Metro Action Commission, Human Relations Commission, Nashville Public Library, Office of Family Safety and Metro Social Services. Other participants included faith- and community-based organizations, youth and family groups, as well as business and philanthropic leaders. Between December 2015 and February 2016, over 750 people participated in at least one of the Summit events, including an event hosted at Rocketown,

where 400 high school students represented every public high school in Davidson County.

## Report Scope

This report provides a conceptual framework based on the community input gathered during the Summit. This report is not intended to frame a governance model for all activities that relate to youth violence, nor does it set out a comprehensive list of all activities and resources that may be made available to address reducing youth violence in the future. Instead, it identifies the **key principles and goals** that will guide Nashville’s youth violence reduction work going forward. **Key findings and priority areas** are included. More detailed information on strategies, objectives, and tasks will be determined as part of a larger community effort to update the 2010 Nashville Children and Youth Master Plan, a foundational plan that addressed barriers to and opportunities for youth success.

“We are going to begin with HOPE, and we are going to end with HOPE!” – Jennifer Croft, The Family Center (Youth Violence Summit, February 27, 2016)

# 16,955

Violent incidents involved Nashville youth in the last five years. \*Appendix D

## Strategic Focus

“Youth Violence is an epidemic.” – David Williams II, Vice Chancellor for Athletics and University Affairs, Vanderbilt University

Make no mistake about it. Youth violence is a symptom, or better yet, a sickness. Vanderbilt’s David Williams calls it an epidemic which has many root causes: among them, joblessness and poverty; poor educational opportunities; a lack of adult role models; barriers to reentry for those who have been incarcerated; and a cycle of trauma and violence.

These root causes are tightly intertwined and addressing each one individually has been ineffective. A major component of this report is to create a community process to address the multiple causes of youth violence simultaneously by aligning the work of multiple city agencies with that of other community-based service providers and the private sector. This will require the collection, analysis and use of essential data to 1) devise effective and sustainable strategies that address community needs, 2) inform how the city directs its resources of time, talent and investments and 3) create a level of accountability for this work.

To be successful the entire community will have to work together. If we remain committed to reaching across sectors, pushing outside comfort zones, and planning for long-term success, we will ensure a brighter, safer future for our city's children.

## Understanding the Problem

Youth violence is a problem that affects communities— urban, suburban, and rural—across the entire United States. Young people can be perpetrators, victims, or witnesses to violence. Some violent acts, such as bullying, can cause as much emotional harm as physical harm. Other acts, such as assault, with or without weapons, can lead to death or serious injury that may result in life-long impairment.

**Youth violence is more than just a public safety issue. It is a public health issue.**

Beyond public safety, youth violence negatively affects our nation's communities on multiple levels, including business viability and economic prosperity. Violence increases health care costs, disrupts social services, decreases property values and perpetuates the cycle of poverty as education and employment prospects decline. Both individuals and the community are affected: Kids are afraid to go to school, residents avoid public activities, and businesses close. On the other hand, the benefits of preventing youth violence can be strong and long lasting. Nashville will gain from a generation of promise as thousands of youth reach their potential to become productive contributors to their families, communities, and the economy.

During the Summit event held at Maplewood High School on February 6, 2016, Minister Damien Durr led a group discussion that reported the following as how our youth see themselves:

- They have no hope – There are no strong adult role models
- They have no identity – There is very little attempt to understand who our youth are
- They have no bread – There are not enough opportunities for youth to make money
- They have no power – There is no defined purpose for their lives, nor support to get them beyond their situation
- They are sick – There are many undiagnosed mental illnesses, and better health care is needed in and out of schools

It is important that our youth start to see themselves with a more positive outlook. For this to happen, we have to change the way that we refer to our youth. If our community continues to refer to our youth as ‘at-risk’, ‘underserved’ or ‘disadvantaged’, then they will continue to perpetuate at-risk, underserved or disadvantaged behavior. An article written by Peter Walker Kaplan in the Aspen Idea Magazine’s Winter 2015/2016 edition titled “Opportunities for the Next Generation”, calls young people who are optimistic, resilient and determined to beat the odds ‘Opportunity Youth’. All of our youth should be Opportunity Youth.







## The Problem in Context

Over the past five years, 16,955 young Nashvillians ages 25 or younger have been involved in violent incidents. 2,768 of these violent incidents occurred in 2015. Many more young people have witnessed violence, some multiple times.

In 2015, 78 people were murdered in Nashville. 50% of those victims (39) were youth age 25 or younger. Out of 78 homicides, 43 of the perpetrators (55%) were 25 or younger

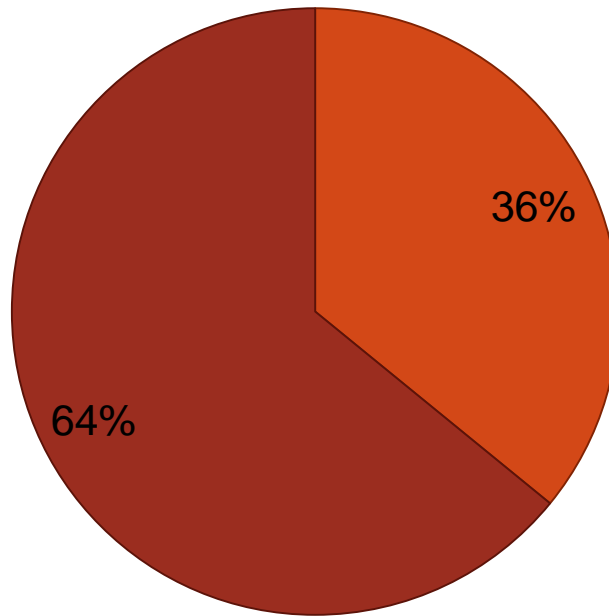
African-American males in particular are disproportionately affected: 64% of the homicide victims were Black men 25 or younger. Of 78 homicides in 2015, 34% of the suspects arrested were Black men.

According to the Centers for Disease Control, homicide is the leading cause of death for African-American males between the ages of 10 and 24.

\*Statistic from Appendix C & D

## 2015 Homicide Victim Data

- # of non-Black male homicide victims in 2015 (25 yrs or younger)
- # of Black male homicide victims in 2015 (25 yrs or younger)



Violence continues to be clustered in the most impoverished and segregated neighborhoods in Nashville. There were 16,955 violent incidents in the past five years, Three of the 35 council districts in Nashville each had over 1,000 violent incidents. These are districts 2 (1,195), 19 (1,732) and 21 (1,262), which collectively make up North Nashville and account for 25% of the 16,955 incidents.

For several Nashville neighborhoods, violence is considered by some as an appropriate and even expected way to solve a conflict.

\*Statistics from Appendix D

## Solution

“We need more people to get involved, engage with and listen to our youth, especially African-American males. Then we can start to change lives.” – Daquan Summers, Hillwood High School Senior (Youth Violence Summit, December 14, 2015)

The Nashville community, through input gathered through the Youth Violence Summit, identified six priority areas to reduce youth violence: training & employment; meaningful youth engagement; health awareness and access; restorative justice and diversion; a safe environment; and education.



This report will present goals for each priority area, along with signs of success, both of which are influenced directly by community input at the Summit. There are also recommended actions for each priority area. Each recommended action falls under one of the following strategic approaches to reducing youth violence.

**Prevention:** action taken before a crime is contemplated or under way, to reduce the occurrence of crime, increase community safety and improve well-being.

**Intervention:** action taken to ameliorate or interrupt potential crime-related activity, usually where the crime has not actually been committed.

**Enforcement:** action to intervene in a criminal activity to disrupt it, within the bounds of law, or to investigate a crime and secure arrest, prosecution, and appropriate disposition of the offender(s).

**Reentry:** action taken to facilitate successful transition for offenders or delinquents being released from prison or other secure facilities.



One key to creating a successful strategy will be to develop a structure in which each city agency contributes to the collection and assessment of key data points that enable the agency head to regularly evaluate progress, and report to the Mayor on strategy outcomes.

# Training & Employment

## GOAL:

All youth have the opportunity to participate in career training and job opportunities so they can become college- and career-ready

## Signs of Success

- Youth employment rates increase, including for juveniles returning from out-of-home placements and/or detention
- More youth participate in meaningful summer work experiences (internships and paid jobs)
- More youth have access to year-round apprenticeship, career training and job skills training
- More youth participate in MNPS Academies, graduate from high school and complete workforce certification programs or are college\_and\_career-ready

## Recommended Actions

- Establish baseline information of youth employment rates, eligibility criteria and availability of summer and year-round jobs and internships, and job skills training across various sub-groups
- Establish a robust summer youth work program
- Leverage existing infrastructure, such as Nashville Career Advancement Center, MNPS Academies and others, to create sustainable workforce development opportunities year round for youth
- Improve public transportation options to give youth better access to job opportunities

# Meaningful Youth Engagement

## GOAL:

All youth have opportunity to participate in quality after-school and out-of-school activities

## Signs of Success

- Increase access/availability of high-quality after-school and out-of-school activities for youth
- Increase access/availability of evidence-based mentoring opportunities for youth
- More youth live in families with positive family involvement and positive community support networks

## Recommended Actions

- Build on the positive after-school and out-of-school activities currently being collated and categorized as part of a city-wide effort to increase the availability and quality of activities
- Enhance the diversity of recreation center programming to ensure it is age- and gender-appropriate for youth
- Establish an engagement process to give youth voice on an on-going basis
- Build on the work of My Brother's Keeper, Cities United and other Black Male Achievement campaigns to target and engage African-American males in finding solutions to end violence
- Catalog all youth-serving programs and make an online database the public can access
- Offer sport activities that utilize volunteer police officers as coaches and referees
- Use the local arts community when creating engagement opportunities for youth

# Health Awareness and Access

## GOAL:

Reduce the number of youth exposed to trauma

## Signs of Success

- Fewer youth witness violence, including shootings, homicides, bullying and abuse
- All youth and families have access to trauma-informed care
- Systems are sharing data and information, as permitted, in order to appropriately serve youth impacted by violence or chronic trauma

## Recommended Actions

- Establish baseline information of youth exposure to violence and trauma
- Identify opportunities to expand trauma-informed care programs already occurring in Nashville and restorative discipline practices in the Metro Nashville Public Schools
- Connect more families to health care insurance
- Increase the supports available to youth and communities impacted by trauma
- Train teachers, parents and youth service providers how to identify, reduce and eliminate ACE's
- Encourage use of effective conflict resolution curriculum, like AVB, in classrooms and youth service programs

# Restorative Justice and Diversion

## GOAL:

Increase the number of youth allowed to remain safely in their communities while under court supervision

## Signs of Success

- Decrease the number of youth involved in the juvenile justice system
- Increase the use of diversion alternatives for youth, when appropriate
- The percentage of youth in out-of-home placements decreases as a percentage of the total number of petitions declines
- The average length and cost of stay decreases among youth in out-of-home placements

## Recommended Actions

- Establish baseline information of youth offenses and treatment and analyze the data by subgroups
- Implement diversion programs and alternatives to detention programs to ensure that youth and families are best served in the least restrictive setting; diversion programs provide community-based alternatives to prosecution for juveniles accused of non-violent crimes
- Work to ensure parents and youth are informed of their rights and the consequences of delinquency adjudications
- Identify youth at risk of being re-victimized or becoming perpetrators to develop a family-centered plan to provide trauma informed services



# Safe Environment

## GOAL:

Youth feel safe and are safer in their homes, on the street and in school

## Signs of Success

- Incidents of violence in school decrease
- Incidents of violence en route to and from school decrease
- There are fewer active nuisance bars, cars and homes in high-crime areas
- Neighborhood blight is reduced, including dangerous, vacant and abandoned homes and lots
- Police increase community engagement outside of normal patrolling, building better relations for securing information from community members necessary to arrest perpetrators of violence
- Fewer illegal firearms on the streets

## Recommended Actions

- Establish baseline information on school violence, neighborhood violence and neighborhood blight in high-crime areas
- Ensure safe routes to and from school
- Mayor takes actions to reduce illegal access to guns in the community
- Metro Codes, Metro Planning and Metro Development and Housing Agency work together to reduce blight in targeted areas
- Distribute police resources in an equitable way so that high-violent-crime areas get the coverage necessary to reduce crime.

# Education

## GOAL:

Youth receive a high-quality education from pre-K through high school

## Signs of Success

- All students, pre-K through graduation will have access to high-quality educational programs; during the traditional school day and during out-of-school time; including MNPS, Head Start, and independent child care providers.
- High-quality instructional and enrichment programs are developed and implemented in high-crime areas.
- Fewer chronically absent and truant students in grades pre-K through 12
- Academic and graduation rate gap closure for students in impoverished communities that meet or exceed citywide averages.
- Parents are informed about high-quality educational choices and programs, and actively participate in their children's education

## Recommended Actions

- Establish baseline information on availability of:
  - High-quality educational schools and programs
  - High-quality out-of-school time enrichment and summer programs
  - Existing after-school and summer programs
  - Chronic absence and truancy percentages by geographic school cluster
  - Transportation options for students
- Increase quality early childhood and pre-K classrooms in high-crime areas/high-poverty communities
- Develop a second-chance educational program that complements MNPS's alternative and non-traditional school model and targets students who are at risk of dropping out, have dropped out within the last 16-24 months or need other educational options to graduate with a high school diploma.

# Appendices

## Appendix A

### Meetings of the Youth Summit

#### Launch – December 14, 2105

December 14, 2015

Pearl-Cohn Magnet High School

5:30 -7:30 p.m.

Attendees - 170

Moderated by Lelan Statom, NewsChannel 5

Councilman Ed Kindall, District 21

Dr. Sonia Stewart, Principal Pearl-Cohn High School

#### Economic Opportunity & Family Support/Mentorship Panel

Mayor Megan Barry

Juvenile Court Judge Sheila Calloway

Criminal Court Clerk Howard Gentry

Councilman Bill Pridemore, District 9 & Budget/Finance Chair (Former Homicide Detective)

Chief Steve Anderson, Metro Nashville Police Department

Tony Majors, Metro Nashville Public Schools

Carla Aaron, Executive Director of Child Safety, D.C.S.

Dr. Chris Jackson, IMF

Ron Johnson, Oasis Center R.E.A.L. Program

Pastor Frank Stevenson, St. Luke Primitive Baptist Church

#### Environment & Mental Health/Well-Being Panel

Daquan Summers, Hillwood High School Senior

Public Defender Dawn Deaner

State Rep. Harold Love Jr., District 58

Councilman Doug Pardue, District 10 & Public Safety Committee Chair

Fred Carr, Metro Nashville Public Schools  
Dr. Bill Paul, Metro Health Department  
Jim Harbison, Director, Metro Development and Housing Agency  
General Glenn Funk, District Attorney's Office  
Stevon Neloms, Metro Parks Department  
Walter Searcy, NOAH

### **Youth Summit Student Voice and Perspective Meeting**

January 28, 2016

Rocketown

9 a.m. – 1 p.m.

Attendees - 400 students from Nashville public high schools

#### Speakers/Facilitators

Councilman Freddie O'Connell  
Mayor Megan Barry  
Dr. Tony Majors, Metro Nashville Public Schools  
Daquan Summers, Hillwood High School Senior  
Ron Johnson, Oasis Center  
Brandon Hill, Oasis Center  
Rob Fitzpatrick, Rocketown  
La'Kisha Harris, Rocketown  
William West, Rocketown  
Matthew McCoy, Rocketown  
Sara Queen, Rocketown  
Manny LeGrair, Rocketown  
Lonnell Matthews, Mayor's Office

### **Breaking the Cycle of Violence and Despair for Teens (Ages 13 – 18)**

February 6, 2016

Maplewood High School

9 a.m. – noon

Attendees - 104

#### Speakers/Facilitators

Councilmember Nancy VanReece, District 8  
Mayor Megan Barry

Judge Sheila Calloway, Juvenile Court  
Criminal Court Clerk Howard Gentry  
R.E.A.L. Program Panel  
Damien Durr, Children's Defense Fund  
Avery Patton, Dirty Dozen Men's Organization  
Eric Capehart, All the King's Men, Inc.  
Kent Miller, Martha O'Bryan Center  
Lamont Dowdy, Martha O'Bryan Center

### **Recovering Young Adults (Ages 19-25)**

February 20, 2016  
Southeast Community Center  
9 a.m. – noon  
Attendees - 122

#### Speakers/Facilitators

Councilmember Jacobia Dowell  
Ashford Hughes, Mayor's Office  
Mayor Megan Barry  
Project Return Panel  
Eric Evans, 4:13 Strong  
Ellen Zinkiewicz, Nashville Career Advancement Center  
Donzaleigh Powell, Nashville Career Advancement Center  
Monroe Simmons, Distinguished Gentlemen Boarding School

### **Setting the Foundation for Success (birth to age of 12)**

February 27, 2016  
9 a.m. – Noon  
TSU Avon Williams Campus  
Attendees - 115

#### Speakers/Facilitators

Councilman Freddie O'Connell  
Captain Gordon Howey, Metro Nashville Police Department  
Mayor Megan Barry  
Jennifer Croft, The Family Center

Donna Johnson, Family & Children’s Service  
 Emily Nourse, Family & Children’s Service  
 Theresa Baptist, Family & Children’s Service  
 Carla Aaron, D.C.S. Child safety

## Appendix B

### Community Input from the Summit Events

Nashville Youth Violence Summit (Rockettown Event)  
 Student Responses

Group 1: Identify your greatest concerns surrounding youth violence and the types of behaviors that you see.

Critical Responses
There is no rehabilitation for students at school or in the community. “We get suspended and then they want us to talk to the person that just suspended us for wearing a hat.”
There is a need for more alternative consequences to student misbehavior. A new discipline policy for the school district.
Significant Responses
Lack of parent education
No violence reduction programs
Not enough teachers serving as role models
More programs that bring adults to the school to help out like the Top Floor at Stratford
General Response
High School is when the kids started thinking they wanted bread
How do we get the funding to run the programs that are effective
Recommendations
Inventory of current job-ready programs in the city. Then educate communities and youth on how to engage these opportunities.

Identify programs that are producing results, and fund them to multiply sites and opportunities

Find what youth's passions are and provide work opportunities in those areas.

Engage parents as well. Many times they need the same job opportunities and trainings that their students do.

Collaborate with youth and communities to provide opportunities for each youth in Nashville. Community includes government, families, churches, and local businesses.

## Nashville Youth Violence Summit (Rocketown Event)

### Student Responses

Group 2: Identify the causes and effects of youth violence. What is contributing to the rise in violence?

Critical Responses
There is no rehabilitation for students at school or in the community. "We get suspended and then they want us to talk to the person that just suspended us for wearing a hat."
There is a need for more alternative consequences to student misbehavior. A new discipline policy for the school district.
Significant Responses
Lack of parent education
No violence reduction programs
Not enough teachers serving as role models
More programs that bring adults to the school to help out like the Top Floor at Stratford
Persuasive Response
School counselors don't counsel or help us
More programs that bring adults to the school to help out like the Top Floor at Stratford

General Response
High School is when the kids started thinking they wanted bread
How do we get the funding to run the programs that are effective
Recommendations
Inventory of current job-ready programs in the city. Then educate communities and youth on how to engage these opportunities.
Identify programs that are producing results, and fund them to multiply sites and opportunities
Find what youth's passions are and provide work opportunities in those areas.
Engage parents as well. Many times they need the same job opportunities and trainings that their students do.
Collaborate with youth and communities to provide opportunities for each youth in Nashville. Community includes government, families, churches, and local businesses.

## Nashville Youth Violence Summit (Rockettown Event)

### Student Responses

Group 3: Identify the resources that are currently available to youth and are they beneficial.

Critical Responses
Extracurricular activities and clubs
Rockettown. Centerstone, Oasis Center, Boy & Girls Club, Boys and Girl Scouts
Significant Responses
Friends as support systems
Job shadowing within academies
LGBT programs
Persuasive Response
Bus Passes
School emergency procedures



GREAT camps
Black and Latino Achievers
Youth Life Learning Center
Cedar programs “paid and unpaid volunteering”
Recommendations
Inventory of current job-ready programs in the city. Then educate communities and youth on how to engage these opportunities.
Identify programs that are producing results, and fund them to multiply sites and opportunities
Find what youth’s passions are and provide work opportunities in those areas.
Engage parents as well. Many times they need the same job opportunities and trainings that their students do.
Collaborate with youth and communities to provide opportunities for each youth in Nashville. Community includes government, families, churches, and local businesses.

## Nashville Youth Violence Summit (Rockettown Event)

### Student Responses

Group 4: What programs and services are missing or need to be improved to address the needs of our youth?

Critical Responses
Lack of citywide transportation.
Persuasive Response
Lack of social media bullying and cyberbullying prevention.
Lack of positive support and guidance in school.
Lack of academic support at school.
Alternative ways to discipline students.
Lack of input on school activities.
Lack of social and emotional tools for students.

Lack of community support for students and youth.
Lack of empathy and understanding from school administration.
Lack of employment opportunities for teens.
Lack of adult supervision in the hot spots of schools where trouble and crime usually happen.
<b>Recommendations</b>
Inventory of current job-ready programs in the city. Then educate communities and youth on how to engage these opportunities.
Identify programs that are producing results, and fund them to multiply sites and opportunities
Find what youth's passions are and provide work opportunities in those areas.
Engage parents as well. Many times they need the same job opportunities and trainings that their students do.
Collaborate with youth and communities to provide opportunities for each youth in Nashville. Community includes government, families, churches, and local businesses.

### Nashville Youth Violence Summit (Rocketown Event)

#### Student Responses

Group 5: How do we mobilize our youth and community to support youth violence reductions and the expansion of opportunities for youth?

<b>Recommendations</b>
Take a human resources approach to communicate success stories through the use of counselors, celebrities, community leaders, and students.
Use all forms of social media to communicate the movement and generate support.

Use peer pressure to help students understand the situations and become a part of the solution.

Create more events like the Youth Safety Summit to engage students as part of the solution.

Develop scholarships and other incentives for students who participate in the movement and avoid violence.

Create more safe and supervised areas for students when they are not in school. (ie-community centers and programs)

Create alternative opportunities for youth during lunch and afterschool; such as open gym, intramurals, group meeting spaces, recreational and youth sports leagues.

Create more age appropriate programs to keep kids engaged and off the streets; such as, sports, jobs, and arts.

Implement a gun buyback program similar to the one discussed during the group report out, in which proceeds could be applied to a scholarship or some other type of incentive.

## Nashville Youth Violence Summit

### Public Responses (Maplewood, focused on ages 13-18)

#### Group 1: Identify factors that are contributing to violent behavior

Significant Responses
Giving youth the ability (“power”) to give back
Mental health- toxic stress (all area that may not be commonly known and stigmas attached)
Mental Health ; toxic stress( all areas that may not be commonly known and stigmas attached)
The “powerful” go to the neighborhoods and reach out to the youth
Persuasive Responses
Non-walkable communities- safety or there are no places that provide the resources that are needed

Expand on what success looks like (maybe it's not college- how can we help kids learn about these opportunities)
No access to healthcare
Non-Walkable communities – safety or there are no places that provide the resources that's need.
Lack of positive: Model person/vision 1,
Active support/emotional
Expand on what success looks like(maybe it's not college – how can we help kids learn about these opportunities too)
Attention/recognition,
Anger Issues( no coping skills)
Environmental Issues(housing defiance's-water quality)
Access to Nutritious foods( food desserts, no fresh food)
Teen Parents that are not equipped to raise their child – High School not required to take wellness classes(in some schools)
Not being able to express yourself
<b>General Responses</b>
Preventive Care(testing's, vaccines, birth control)
Preconception Health(Prenatal Care)
Drugs use(altered weed)
Undiagnosed Health Issues(Dyslexia)
Substance Abuse
-React
I have no sound guidance
-Opportunities
Lack of Self Respect
Trouble finding something that you're good at
Racism ; stereotype
Lack of Money
Lenses and Mirrors( how people view you)

No one understands me
Feeling left out
Doubt, (putting you down you're not going to amount to nothing)
<b>Recommendations</b>
I have no hope- No strong examples teaching
I have no name or Identity-Attempt to understand more
I have no bread-Paid internships/ more opportunities to make money
I have no power- help me define purpose/ support beyond my situation
I am sick- Undiagnosed mental illness, better health care in and out of schools

### Nashville Youth Violence Summit

Public Responses (Maplewood, focused on ages 13-18)

Group 2: Discuss and document existing opportunities for youth in the areas of education, recreation, employment, and mentorship

<b>Critical Responses</b>
Alternatives to violence- Trina Baum
Mentoring
<b>Significant Responses</b>
Martha O'Bryan program for people between high school & college ( chapter 2-17-24
Peer-to-peer mentoring is needed
Metro Parks: Shelby Park, Hadley, Coleman
<b>Persuasive Responses</b>
R.E.A.L., OASIS, community programs
<b>General Responses</b>
Lack of knowledge of programs that exist
Mentor programs, tutoring program; being more proactive –vs- Reactive
Identify resources; contact local councilmen or community leaders not only in elected positions but neighborhood leaders

“The powerful” –Go to the neighborhoods and reach out to the youth
Giving youth the ability( “power”) to give back
Trade school; teaching kids a skill that also has power
Recommendations
Utilizing Metro 3
Channel 19-public access
Social Media
Brochure/ mailer from the mayor’s office
Involve the youth in social media, T.V, mixed media campaigns
In school services
Youth summit during school- mayor office
City wide mentoring
Involve the youth in program development

### Nashville Youth Violence Summit

#### Public Responses (Maplewood, focused on ages 13-18)

#### Group 3: Access to employment and workforce preparation

Persuasive Response
The career/job-ready programs cannot meet the current demand. We need to multiply the programs that work and multiply the opportunities.
What vehicles do we have to provide jobs / careers for students in that area that are passionate about?
Paying kids to be a part of the programs, it’s hard to apply for job with a criminal charge – knowledge of how to deal with that.
Paying kids to speak at youth camp
General Response
High School is when the kids started thinking they wanted bread
How do we get the funding to run the programs that are effective
Recommendations

Inventory of current job-ready programs in the city. Then educate communities and youth on how to engage these opportunities.
Identify programs that are producing results, and fund them to multiply sites and opportunities
Find what youth's passions are and provide work opportunities in those areas.
Engage parents as well. Many times they need the same job opportunities and trainings that their students do.
Collaborate with youth and communities to provide opportunities for each youth in Nashville. Community includes government, families, churches, and local businesses.

## Nashville Youth Violence Summit

Public Responses (Southeast Comm Center, focused on ages 19-25)

Group 1: Prioritize the needs of this population

Persuasive Responses
Trauma Survival experiences
Communication with churches organizations –(resource guide-giving youth a way to communicate anonymous hot lines)
Bullying
Mental Health
Family (father involvement)
Law enforcement
Opportunities/ mentorships
Race/ age/ cultural/ ethnicity/ gender equality
Justice equality
Trust
Education
Lack of role models
Failure to communicate with Law enforcement

General Responses
Spiritual Connections
I.D., Birth certificates, Social Security cards (Essential documents)
Communications skills
Companies & agencies willing to empty
Education systems and lack thereof equality
Preconceived expectations about their character. Misrepresentation of this generation as a whole :( 1. They are lazy, 2. Never amount to anything, 3. Dream killers)
Environment Influences
Lack of caring relationship with an adult
Punitive approach to negative behaviors
Lack of restorative correction- no clean slate after first offense
Lack of parent engagement both black and white family members & with organizations
General apathy / lack of involvement by adults in the community
Adults not understanding seriousness of bullying & lack of adequate systems to address bullying effectively
Lack of resources for life/survival- hard to care about school when hungry/ homeless/ etc.
Family engagement
Economic opportunities
Broken home/ trauma
Concerned people/ adult relationships building
Navigate resources/ advocating
Lack of funding for smaller organizations
Location of resources
Peer pressure
Aligning actions with consequence
Social stigma
Accounting with our communities
Commitment to positive change



Trusted adults
Identifying our/ their needs or emotional feelings
Family engagement
Too much idle time on their hands
Employment is necessary ( summer & year round)
IMF- International Ministers Fellowship ( open forum once a week- Jefferson street 12:00 noon)
Structure Stability
Basic needs
Information resources
Recommendations
Mental Health
Culture (Morals & values)
Family involvement
Lack of I.D./ documents
Employment
References-People who can vouch
Misperceptions/ negativity
Lack of good role models
Lack of caring relationships
Resources hard to find
Bullying

### Nashville Youth Violence Summit

Public Responses (Southeast Comm Center, focused on ages 19-25)

Group 2: Identify barriers that are limiting success and factors that have led to success/ Draft recommendations for workforce program development

### Significant Responses

Entrepreneurial Approaches
-Incubator models with mentors
-Artist/ Maker opportunities
-Hip Hop Studios with artist as mentors
Transportation & access ( bus passes for first week of jobs)
Persuasive Responses
Scale: we need a movement
General Responses
Youth workforce: ( OASIS, Academics Programs, Habitat Re-store, Crossroads take youth volunteers from Youth Connections, Home Depot, Martha O'Bryan
Retention Hook
Not showing up: challenge in workforce development, different than programs because of power differential
Hip Hop Jobs: Using hip hop as an outlet, alternative to violence to vent. Engaging hip hop artist to work with mentor youth (in studios)
Adults modeling behavior for young people
Outlets for expression ( slang, spoken word, music) mentors who are artist but with consistent presence
Adults around you
Accountability
Delayed gratification ( pay check)
Idea: stipend at front-end: if I don't the money instantly, I may revert back to behaviors where I can get instant cash
Embedding financial literacy pieces
Transferring skills: from negative behaviors salesperson skills, marketing, business, etc.
Transferring skills: from resilience
Relationship- focused approach: problems of funders wanting outcomes & not focusing on relationships
But what happens when kids go home from school/ work?
Identifying interest challenge of kids not knowing what's out there

Giving kids a <u>HOOK</u> (i.e. jobs, sports, hobbies, etc.)
Recommendations
Entrepreneurial Approaches
Paid internships
Targeting employers , tailoring training
Scale: we need a movement
Professional development (for adults working with youth
Embedding wrap-around systems

### Nashville Youth Violence Summit

Public Responses (Southeast Comm Center, focused on ages 19-25)

Group 3: Discuss second chance educational opportunities

Critical Responses
Positive & meaningful parent engagement as well as youth voice
Significant Responses
After school- including summer, weekends, etc. (out of school time programming is key
Persuasive Responses
Social& emotional learning
Restorative justice practice- should go to all schools doesn't cost money- cost time-but it's a well worth investment
The village concept
Conflict Resolution
General Responses
Concept resolution, etc. these workshops occur in prison with a 46% success rate & they are also fun students would learn a lot from these to support educational efforts
Programs from community organizations like the YMCA and others providing after school programs/ support are in trial to insure children and youth stay safe away from negative influences

Things taking place at housing projects cannot even be shared and these families and children have to deal with it/ face it every day

Focus should be on afterschool hours programs

We need more community focused events out in the community to hear what families really need and really help by teaching them other opinions and resources

Families need to be listed to have true access to their basic needs. Needs to be more proactive.

Parent engagement is very important and looks like really reaching out being honest& creative to truly engage parents of all backgrounds

Its late to start in high school with the college Academics get national recognition

Community schools at ages 11-16 schools that are helping and supporting streamlining process/ access alignment

Social emotional learning training is helping schools meet children where they are

More community support is always need

Second chance pilot to get students re-engaged in their educational process after they already faced suspensions

Development is about long term relationships with mentors, resources, tools, and deepen more meaningful conversations for youth

Where's mayor's office for children & youth and resource guide put together

Props for academy style learning. Model from Nissans & other job shadowing & skill training – prep for workforce

Show case and spread positive news & examples like the work in academics

Start serving childish & connecting with resources/ sources/ support & college minded messages from Kindergarten and beyond

Do away with “qualifications/ labels” of “at-risk, in poverty, etc.” instead recognize that resources are needed for all families. Supporting single parent households in ways that help lift them up.

Recommendations

We really want to bring our youth & our parents to the table in these discussions that directly impact them even if takes us bringing them in a bus. They need to have these testimonials & truly feel included & having a chance to share their needs.

Early interventions is key beginning at pre-k all the way through middle school. Not starting in school

Juvenile Court working with MNPS teachers and parents restorative justice practices.

We need to get past labels of social economic status, background, etc. and really involve & support others/ each other- especially families that need extra supports.

Parent University

Give families the voice they need to help us figure out how to best support them

Star programs when they're babies to get them ready for the classroom

## Nashville Youth Violence Summit

### Public Responses (TSU, focused on ages birth-12)

Group 1: Identify trends and behaviors currently being exhibited by school age children Pre K-12

Critical Responses
Community-wide training about ACEs and trauma, including practical solutions to specific scenarios.
Protect empowerment and engagement services are critical
Youth Empowerment- mentor roles for older students; be part of the conversation; drive the solutions; teach kindness
Significant Responses
Schools should be emotionally and physically safe. Time should be allowed for kids to talk about what's going in their lives before starting class. Teachers and Staff must also feel safe to teach

ACEs training throughout metro schools should be required, including practical solutions to specific scenarios.

**Persuasive Responses**

Some kids don't want to leave at the end of the day. Positive > They're feeling safe at school and impact is possible. Support in schools should be increased and extend home in terms of family education. Educating families early in a child's development.

Body language and presentation training is helpful to teach kids how to interact with others. If a kid doesn't have authority figures at home, they may not know how to receive in without feelings disrespected. Students, parents, and teachers all become angry.

Anyone that works with kids should be required to undergo ACEs training. Teachers become frustrated when kids are angry because they don't know what they're experiencing. Response needs to be individualized to respond to kids in crisis as a community.

Community has an active role and responsibility for making schools a safe place.

Interactions/services to parents

Mentorships from older younger students. Need to start w/younger age

Asking "what happened to you rather than? "Rather than "What's wrong with you?" encourages kids to relay experiences.

**General Responses**

We should get to know younger generation – being aware of their cultural influences (music, tv, video games.)

How do we reach parents? Through schools and the possibilities for their children's future. Some parents want don't want kids labeled or are disengaged. The ones with the most need often have the least cooperative parents. We need to meet the parents where they are. Consider frustration from overwhelmed parents/needs that are preventing participation by the parent.

Self-destructive behavior and internalized anger are signs and sometimes precede outburst. Bonding to schools is helpful. Cutting, eating disorders are hidden and internalized anger is signs and sometimes precede outburst. Bonding to schools is helpful

MNPS can connect to mental health services, social work, stars counselors, Uncooperative parents, unwilling to allow children to receive services, are barriers to schools assisting. We need to encourage parents and support them in helping their kids.

Issues are not new. Do Children feel safe at home, out of the home? Adults aren't paying close enough attention to children's feelings of safety ex: gunfire in neighborhood; graphic displays of violence; abuse we don't know how to protect them because don't know what they are facing.

We need to tap into older generations for wisdom experience. Ex: Schools are off balance when "foster grannies" left. Kids are reaching out to seniors.

### Recommendations

Schools should be emotionally and physically safe. Time should be allowed for kids to talk about what's going in their lives before starting class. Teachers and Staff must also feel safe to teach

Community-wide training about ACEs and trauma, including practical solutions to specific scenarios.

Community has an active role and responsibility for making schools a safe place.

Protect empowerment and engagement services are critical

Youth Empowerment- mentor roles for older students; be part of the conversation; drive the solutions; teach kindness

ACEs training throughout metro schools should be required, including practical solutions to specific scenarios.

-How do we reach parents? Through schools and the possibilities for their children's future. Some parents don't want kids labeled or are disengaged. The ones with the most need often have the least cooperative parents. We need to meet the parents where they are. Consider frustration from overwhelmed parents/needs that are preventing participation by the parent.

Interactions/services to parents

Mentorships from older younger students. Need to start w/younger age

Nashville Youth Violence Summit

Public Responses (TSU, focused on ages birth-12)

Group 2: Discuss family dynamic that either contributes such behaviors.

Significant Responses
Build financial stability
Access to quality/ stable child care (affordable)
Persuasive Responses
Family health- mental/ physical
Safety- trust authorities
Cultural Support
Families face barriers in accessing services and resources to intervene and help children
Adult education for communication w/ kids to build self-confidence and esteem)
General Responses
Child care – access to quality centers
Care giver turn over has huge impact on child
Family division – family structure – no fatherly figures or grandmother care taker
Lack of self-esteem – no build up takes from parents
Communication – youth vs adult language
English vs Foreign Languages in parents & Challenge for parents to receive important info
Children – makes children into adult races for translation
Cultural Barriers
Peer Influence. / Gang Activity
Look outside of family for structure. Lack of communication > to much freedom on social media
Social emotional learning – start w/adults young parents especially
Serve + Return (parents/kids) (teachers + kids)
Lack of supervision – multiple jobs
Strong community lacking



Lack of cultural awareness/ heritage/ Why are we here?
Poverty/No Hope
More family centered programs
Community safety concerns
Focus on building confidence/self-esteem – Home field advantage
Social competence
Destructive role models w/peer interaction
Positive behavior through community service
Parental advocates for kids (engaged parents) rituals/expected. Particular in-group.
Safe space for youth voices to be heard/valued
Productive social activity/exposure to other communities/expand horizons, cultural activities
Strong faith traditions
Sustainable life mentors
Family Therapy/Parent Skill Building
Engaged in education – encouragement
Family Support Systems > community
Families face barriers in accessing services and resources to intervene and help children
Mental health
Cultural
Distrust of system
Not wanting to accept issues are present
Knowledge of resources
Transportation
Employment
Recommendations
Family health- mental/ physical
Safety- trust authorities

Access to services
Cultural Support
Internal community communication
Build financial stability
Access to quality/ stable child care (affordable)
Empower/ mobilize community (bring generations together)
Adult education for communication w/ kids to build self-confidence and esteem)
Positive rewards for family involvement
Awareness campaigns

### Nashville Youth Violence Summit

Public Responses (TSU, focused on ages birth-12)

Group 3: Conduct and inventory of quality programs and services that currently exist and identify gaps in services.

Persuasive Responses	
Healthy families America (prevent child abuse TN) Evidence based/home visiting health. Dept. has referral line. Helps parent cope.	
Kids on the Block Nashville	
General Responses	
Access to services	
Systemic Processes: barriers to accessing lack of coordination of services.	
Address problems early enough	
Case Management in depth work that addresses opposite of one touch services	
Community education on	
Positive Parenting/Child Development	
Creative Activities for kids/youth participation in programs	
RIP Regional intervention program , “restoring”	

BBBS Mid TN Mentors and Fatherhood partnership program(family foundation)
Tied Together parenting @ MOBC. East Nash, County Jail napier
Metro Parks fatherhood grant/ partners w/ health dept.
TN Early Intervention services(newborns w/delays)
Youth Encouragement services(newborns w/delays)
Youth encouragement services/YES after school
Saddle Up. Therapeutic horse riding program ages 4-18
East Nashville hopes exchange (literacy program). "Whole child" development and family foundation.
Using hip hop, film arts/ to facilitate youth expression(Lacey Aiken 924-7482) culture
R+SAC ; YWCA ; St. Luke's ; Rocket Town ; Barefoot Republic Center YMCA
Girls on the Run, NAZA(after school), girl + boy scouts
Project Transformation TN(Recruit thru schools ; housed in churches)
Cleaning house of summer programs for families (website?)
MAC Head Start/ Partner w/health on parental/summer meals June-Aug, Early Head start > adult education program? > tech camp ages 15-18
Safe Haven Family Shelter
Nashville Conflict Resolution center w/ MDHA in high schools
CASA Guardian ad items
Street Theatre company scholarships-based summers camps
Vanderbilt disability path finder/website Kennedy center
Transportation barrier to access
BBBS needs mentors. 18 month wait for matches (AA boys) help getting mentors? How to engage adults in services?
Youth performance/behaviors(severe problems) : programs don't serve them?
Parents can't get to the vouches needed for *payment to summer day camps*
Teen mothers are averse to intervention (Nurses for Newborns)
Recommendations

Access to services

Systemic Processes: barriers to accessing lack of coordination of services.

Address problems early enough

Case Management in depth work that addresses opposite of one touch services

Community education on Positive Parenting/Child Development Creative Activities for kids/youth participation in programs

# Appendix C

## CDC Chart of Leading Cause of Death for Black Males by age Group

Leading Causes of Death by Age Group, Black Males-United States, 2010\*

Rank	1-4	5-9	10-14	15-19	20-24	25-34	35-44	45-54	55-64	65+	65-74	75-84	85+	All Ages
1	Unintentional injuries 28.6%	Unintentional injuries 34.0%	Unintentional injuries 29.9%	Homicide 50.4%	Homicide 49.2%	Homicide 35.1%	Heart disease 20.6%	Heart disease 28.6%	Cancer 20.9%	Cancer 27.4%	Cancer 32.1%	Cancer 27.2%	Heart disease 28.6%	Heart disease 24.1%
2	Homicide 15.6%	Cancer 8.8%	Homicide 12.2%	Unintentional injuries 22.5%	Unintentional injuries 20.0%	Unintentional injuries 19.5%	Unintentional injuries 13.7%	Cancer 21.1%	Heart disease 28.3%	Heart disease 27.1%	Heart disease 26.4%	Heart disease 28.0%	Cancer 19.4%	Cancer 23.3%
3	Birth defects 9.6%	Chronic lower respiratory diseases 8.5%	Cancer 10.4%	Suicide 6.7%	Suicide 8.4%	Heart disease 9.5%	Homicide 11.2%	Unintentional injuries 8.1%	Stroke 5.0%	Stroke 5.7%	Stroke 5.7%	Stroke 5.9%	Stroke 5.5%	Unintentional injuries 5.5%
4	Heart disease 4.9%	Homicide 7.8%	Chronic lower respiratory diseases 7.3%	Heart disease 3.8%	Heart disease 4.5%	Suicide 7.1%	Cancer 9.8%	HIV disease 5.6%	Diabetes 4.4%	Chronic lower respiratory diseases 4.5%	Diabetes 4.7%	Chronic lower respiratory diseases 4.6%	Chronic lower respiratory diseases 4.5%	Stroke 4.8%
5	Cancer 4.5%	Birth defects 6.0%	Heart disease 6.3%	Cancer 2.8%	Cancer 2.9%	HIV disease 4.5%	HIV disease 8.1%	Stroke 4.7%	Unintentional injuries 4.1%	Diabetes 4.3%	Chronic lower respiratory diseases 4.3%	Diabetes 4.4%	Alzheimer's disease 4.2%	Homicide 4.6%
6	Influenza & pneumonia 2.5%	Heart disease 5.3%	Suicide 6.0%	Birth defects 1.8%	HIV disease 1.9%	Cancer 4.2%	Suicide 4.4%	Diabetes 4.1%	Kidney disease 2.8%	Kidney disease 3.6%	Kidney disease 3.4%	Kidney disease 3.6%	Kidney disease 3.8%	Diabetes 3.9%
7	Chronic lower respiratory diseases 1.8%	Stroke 3.2%	Benign neoplasms 4.7%	Amenia 1.1%	Amenia 1.1%	Diabetes 1.9%	Diabetes 3.7%	Homicide 2.8%	Chronic lower respiratory diseases 2.6%	Influenza & pneumonia 2.2%	Unintentional injuries 2.1%	Septicemia 2.3%	Diabetes 3.2%	Chronic lower respiratory diseases 3.1%
8	Amenia (6) 1.5%	Benign neoplasms 1.8%	Influenza & pneumonia 1.6%	Chronic lower respiratory diseases 0.9%	Chronic lower respiratory diseases 0.8%	Stroke 1.2%	Stroke 3.6%	Chronic liver disease 2.7%	Chronic liver disease 2.4%	Septicemia 2.2%	Septicemia 2.1%	Alzheimer's disease 2.3%	Influenza & pneumonia 3.1%	Kidney disease 2.8%
9	Perinatal conditions (8) 1.5%	Amenia 1.4%	Septicemia (9) 1.3%	Stroke 0.7%	Diabetes 0.7%	Chronic lower respiratory diseases 1.1%	Kidney disease 1.9%	Kidney disease 2.1%	HIV disease 2.4%	Alzheimer's disease 2.0%	Influenza & pneumonia 1.7%	Influenza & pneumonia 2.2%	Septicemia 2.2%	HIV disease 2.1%
10	Benign neoplasms 1.0%	Septicemia 1.1%	Stroke (10) 1.3%	HIV disease 0.5%	Septicemia (10) 0.6%	Amenia 0.9%	Chronic liver disease 1.3%	Septicemia 1.6%	Septicemia 1.9%	Unintentional injuries 1.8%	Hypertension 1.7%	Hypertension 1.7%	Hypertension 2.2%	Septicemia 1.8%

\*Percentages represent total deaths in the age group due to the cause indicated. Numbers in parentheses indicate tied rankings. The white, black, American Indian/Alaska Native, and Asian/Pacific Islander race groups include persons of Hispanic and non-Hispanic origin may be of any race. Some terms have been abbreviated from those used in the National Vital Statistics Report. See the next page for a listing of the shortened terms in the table and their full unabbreviated equivalents used in the report. To learn more, visit <http://www.cdc.gov/nchs/nvss/nationalvitalstatistics.htm> (NCHS, CDC, NCHS).

## Appendix D

### MNPD Statistics and 2015 Violent Crime Maps

#	Precinct	Date	Address of Incident	Victim	Sex	Race	Age
6	Madison/Y S	1/21/2015	333 Rio Vista Dr.	Eldridge, Hayden	M	B	1yr.
8	Hermitage	2/9/2015	915 1st Ave S	Starks, Isaiah	M	B	21
9	East	2/12/2015	3441 Dickerson Ave	Rutledge, Dominique	M	B	21
10	South	2/21/2015	Luttie St.	Duong, Nikki	F	A	60 Days (Died at age 14)
11	Midtown	3/1/2015	1809 West End Ave	Gross, Murray Jr.	M	B	25
12	North	3/6/2015	3024 Gwynnwood Dr.	Ziegler, DaVontae	M	B	15
13	East	3/24/2015	107 N 6th St.	Davis, April	F	B	24
14	North	3/30/2015	1037 28th Ave N	Lambert, Craig	M	B	19
16	East	4/25/2015	Lischey Ave. & Berry St.	Jenkins, Rogerick	M	B	23
18	East	4/29/2015	646 S 7th St.	Parker, Terell Dewan	M	B	23
19	South	5/1/2015	1211 Bell Rd	Butler, Elijah	M	B	18
23	East/YSD	5/18/2015	2828 Dickerson Pike	Laizure, Constantine	M	W	7 months
24	North	5/26/2015	3117 Greggwood Dr.	Overton, Rowneshia	F	B	15
25	North	5/31/2015	1402 Artic Ave	Williams, Brandon	M	B	17
26	South	6/3/2015	2408 Antioch Pke	Thomas, Damontay	M	B	20
27	Madison	6/4/2015	400 Forest Park Rd	Jones, Kenneth	M	B	15
30	North	6/19/2015	1600 23rd Ave N	Stern, Fidel	M	B	23
33	South	7/4/2015	Amelia Dr. & Amelia Ct.	Morales-Rodriguez, Jose Luis	M	H	23
35	Hermitage	7/14/2015	35 University Ct.	Lytle, Dejuan	M	B	16
36	South	7/7/2015	3401 Anderson Rd.	Diaz, Luis Alberto	M	H	23
37	North	7/19/2015	400 E Nocturne Dr.	Gilbert, Issac	M	B	20
39	South	8/2/2015	154 Haywood Lane	Al-Nimar, Muslah	M	W	19
41	Midtown	8/11/2015	2118 Vine Hill Rd	Hatcher, Kenneth	M	B	18
43	North	8/29/2015	4641 Forest Ridge Dr.	Smoot, Armondo	M	B	24

44	East	8/31/2015	2704 Oakwood Ave	Risby, Dalen	M	B	18
46	Hermitage	9/3/2015	906 Patricia Dr.	Napier, Cianan	M	W	20
47	South	9/4/2015	1914 Isabelle Ln.	Ibarra, Kevin	M	H	16
50	North	9/20/2015	1039 28th Ave North	Jackson, Eric	M	B	21
51	East	9/27/2015	1921 Greenwood Ave	Claybrooks, Preston, Jr.	M	B	24
52				Grubbs, Alexandra	F	W	23
55	North	10/10/2015	1096 Rambling Brook Rd.	Frazier, William, Jr.	M	B	18
56	East	10/11/2015	648 S. 7th St.	Patterson, Ian Patrick	M	W	17
60	South	10/22/2015	200 Finley Dr.	Sweatt, Jory	M	B	19
61	North	10/22/2015	3500 John A. Merritt Blvd	Selmon, Cameron	M	B	19
64	Hermitage	11/3/2015	Charles E. David Blvd	Burleson, Treyonta	F	B	14
69	East	12/12/2015	538 S. 6th St.	Gray, Georgio	M	B	22
71				Bowen, Shanel	F	B	25
73	West	12/24/2015	427 Wilclay Dr.	Le, Luan	M	A	16
75	East	12/26/2015	1403 Levy Lane	Parrish, Montez	M	B	21

## UCR Part I Incidents by Council District, Victims Age 25 and Under

Date Range: 1/1/2010 - 12/31/2015

Council District	Violent Incidents	Property Incidents	UCR Part I Incidents	Violent Incidents % of Total	Property Incidents % of Total	UCR Part I Incidents % of Total
1	432	254	686	2.5%	1.1%	1.7%
2	1,195	803	1,998	7.0%	3.4%	4.9%
3	723	593	1,316	4.3%	2.5%	3.2%
4	94	225	319	0.6%	1.0%	0.8%
5	924	1,013	1,937	5.4%	4.3%	4.8%
6	989	1,014	2,003	5.8%	4.3%	4.9%
7	502	574	1,076	3.0%	2.4%	2.7%
8	615	838	1,453	3.6%	3.5%	3.6%
9	593	609	1,202	3.5%	2.6%	3.0%
10	214	400	614	1.3%	1.7%	1.5%
11	302	423	725	1.8%	1.8%	1.8%
12	312	558	870	1.8%	2.4%	2.1%
13	423	573	996	2.5%	2.4%	2.5%
14	343	852	1,195	2.0%	3.6%	2.9%
15	409	1,153	1,562	2.4%	4.9%	3.8%
16	495	804	1,299	2.9%	3.4%	3.2%
17	715	1,018	1,733	4.2%	4.3%	4.3%
18	93	512	605	0.5%	2.2%	1.5%
19	1,732	2,659	4,391	10.2%	11.3%	10.8%
20	421	668	1,089	2.5%	2.8%	2.7%
21	1,262	1,250	2,512	7.4%	5.3%	6.2%
22	115	292	407	0.7%	1.2%	1.0%
23	81	254	335	0.5%	1.1%	0.8%
24	168	513	681	1.0%	2.2%	1.7%
25	67	489	556	0.4%	2.1%	1.4%
26	419	521	940	2.5%	2.2%	2.3%
27	316	509	825	1.9%	2.2%	2.0%
28	600	691	1,291	3.5%	2.9%	3.2%
29	422	482	904	2.5%	2.0%	2.2%
30	505	491	996	3.0%	2.1%	2.5%
31	199	329	528	1.2%	1.4%	1.3%
32	344	721	1,065	2.0%	3.1%	2.6%
33	286	375	661	1.7%	1.6%	1.6%
34	76	291	367	0.4%	1.2%	0.9%
35	64	168	232	0.4%	0.7%	0.6%
Unknown	505	710	1,215	3.0%	3.0%	3.0%
<b>Total</b>	<b>16,955</b>	<b>23,629</b>	<b>40,584</b>	<b>100.0%</b>	<b>100.0%</b>	<b>100.0%</b>

**Notes:**

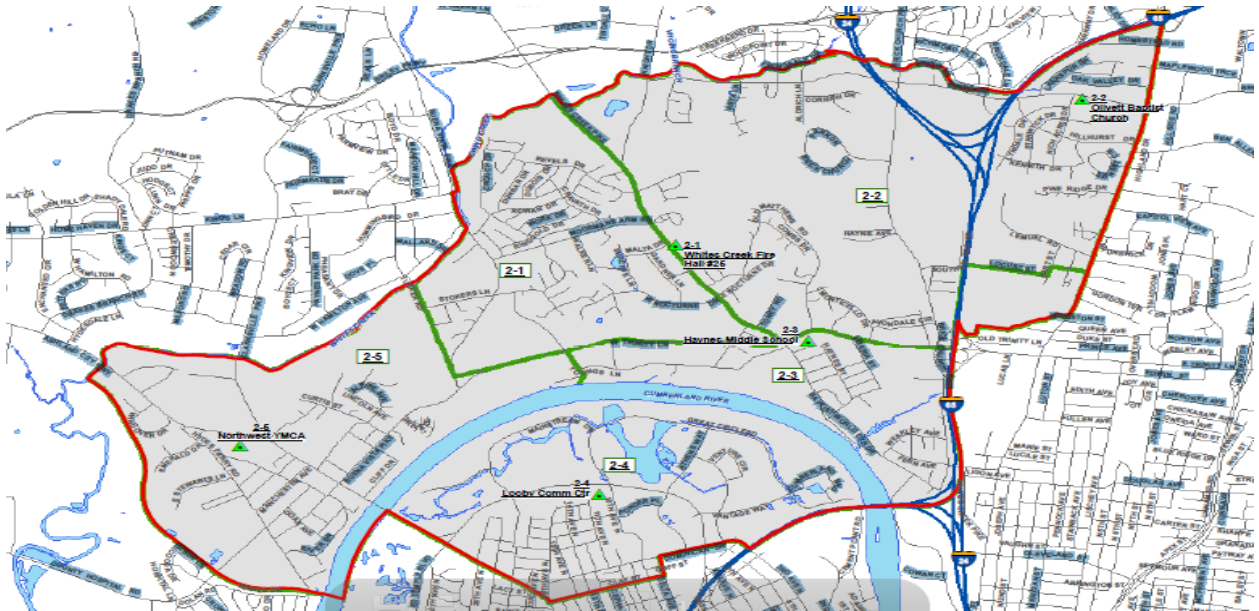
"Violent Crimes" refer to Homicide, Forcible Rape, and Aggravated Assault incidents.

"Property Crimes" refer to Burglary, Larceny, and Motor Vehicle Theft incidents.

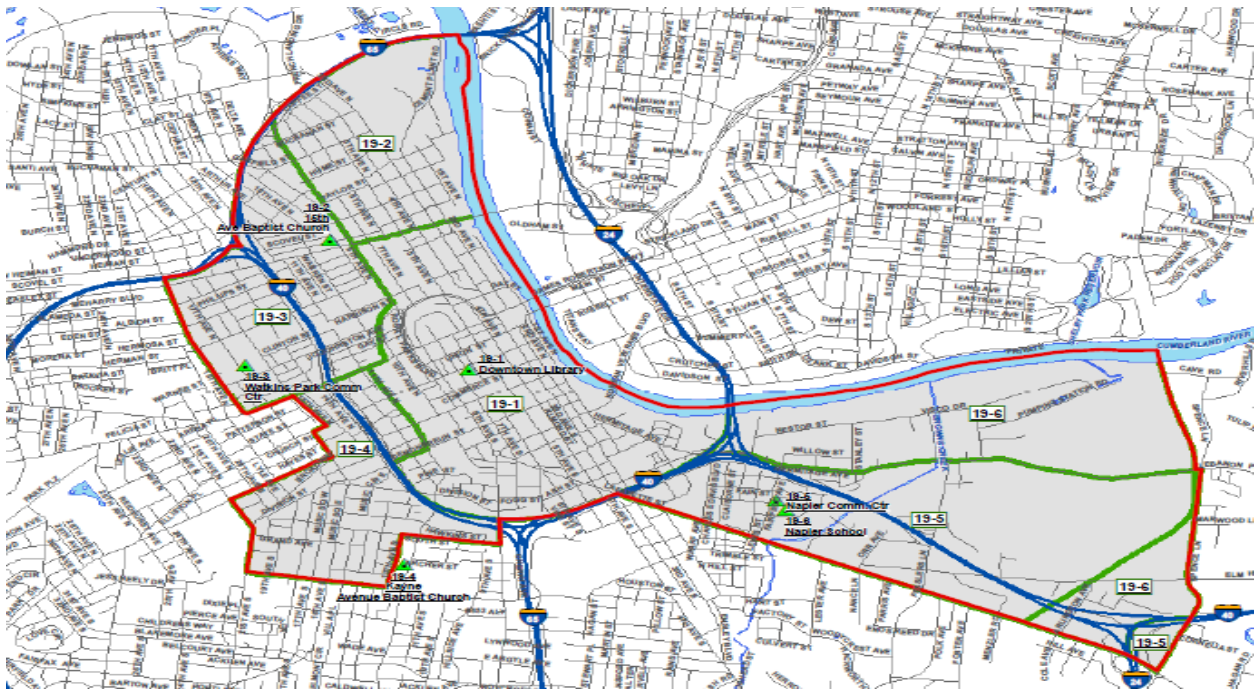
The figures above were sourced from incident reports using Uniform Crime Reporting definitions and reporting guidelines, based on the date when the crime was reported. This report is intended to be a management and planning tool and does not reflect the official UCR counts for the department. Incidents where a location is unknown or unspecified are included in the countywide totals. 'Unknown' refers to records in which the address is listed as 'Unknown' on the incident report.



## District 2



## District 19



# District 21

