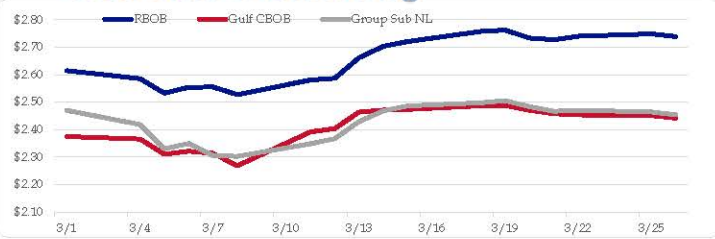


Gasoline

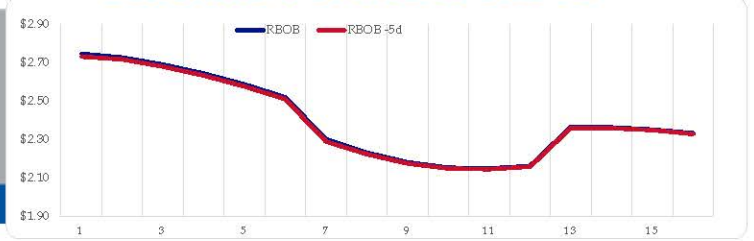
	RBOB	Change	Gulf CBOB	Change	Group Sub NL	Change	Gulf Basis	Group Basis	LA Basis
3/26	\$2.7389	-\$0.0095	\$2.4418	-\$0.0092	\$2.4541	-\$0.0100	\$ (0.2976)	\$ (0.2852)	\$ 0.2695
3/25	\$2.7484	\$0.0086	\$2.4510	-\$0.0025	\$2.4641	-\$0.0060	\$ (0.2974)	\$ (0.2844)	\$ 0.2710
3/22	\$2.7398	\$0.0127	\$2.4535	-\$0.0040	\$2.4700	\$0.0033	\$ (0.2864)	\$ (0.2698)	\$ 0.2570
3/21	\$2.7271	-\$0.0061	\$2.4575	-\$0.0128	\$2.4667	-\$0.0168	\$ (0.2696)	\$ (0.2604)	\$ 0.2960
3/20	\$2.7332	-\$0.0290	\$2.4704	-\$0.0176	\$2.4835	-\$0.0217	\$ (0.2629)	\$ (0.2497)	\$ 0.2445
3/19	\$2.7622	\$0.0049	\$2.4880	\$0.0011	\$2.5052	\$0.0077	\$ (0.2743)	\$ (0.2570)	\$ 0.2297
3/18	\$2.7573	\$0.0365	\$2.4868	\$0.0137	\$2.4975	\$0.0115	\$ (0.2705)	\$ (0.2598)	\$ 0.1996
3/15	\$2.7208	\$0.0175	\$2.4731	\$0.0025	\$2.4860	\$0.0175	\$ (0.2477)	\$ (0.2348)	\$ 0.1968

RBOB Technicals		
Indicator	Direction	Resistance
MACD	Overbought	2.7703 Sep High
Stochastics	Overbought	2.7682 March High
RSI	Overbought	2.0072 Jan 2024 Low
ADX	Bullish Trend	1.9672 Dec 2023 Low
Momentum	Bullish	
Bias:	Neutral	

Gasoline History



Gasoline Forward Curve

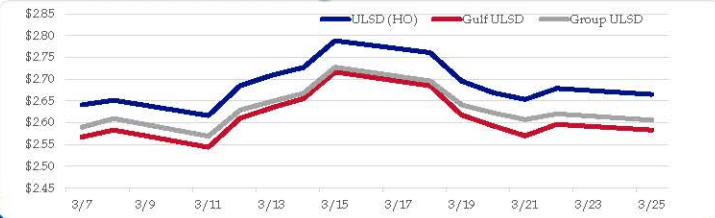


Diesel

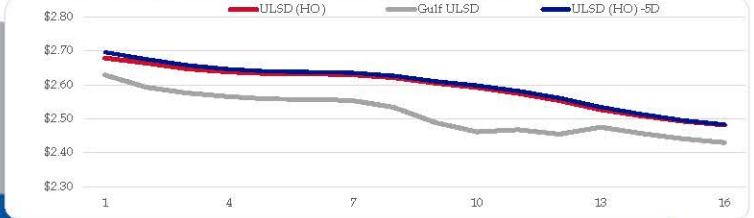
	ULSD (HO)	Change	Gulf ULSD	Change	Group ULSD	Change	Gulf Basis	Group Basis	LA Basis
3/26	\$2.6650	-\$0.0136	\$2.5834	-\$0.0136	\$2.6063	-\$0.0140	\$ (0.0826)	\$ (0.0589)	\$ 0.0811
3/25	\$2.6786	\$0.0252	\$2.5965	\$0.0264	\$2.6203	\$0.0127	\$ (0.0821)	\$ (0.0583)	\$ 0.0801
3/22	\$2.6534	-\$0.0154	\$2.5701	-\$0.0230	\$2.6076	-\$0.0153	\$ (0.0833)	\$ (0.0459)	\$ 0.0021
3/21	\$2.6688	-\$0.0269	\$2.5931	-\$0.0248	\$2.6228	-\$0.0180	\$ (0.0757)	\$ (0.0460)	\$ (0.0002)
3/20	\$2.6957	-\$0.0650	\$2.6179	-\$0.0668	\$2.6408	-\$0.0551	\$ (0.0778)	\$ (0.0549)	\$ (0.0033)
3/19	\$2.7607	-\$0.0275	\$2.6847	-\$0.0316	\$2.6959	-\$0.0316	\$ (0.0760)	\$ (0.0648)	\$ 0.0124
3/18	\$2.7882	\$0.0612	\$2.7163	\$0.0610	\$2.7275	\$0.0600	\$ (0.0719)	\$ (0.0607)	\$ 0.0045
3/15	\$2.7270	\$0.0182	\$2.6553	\$0.0210	\$2.6675	\$0.0184			

HO Technicals		
Indicator	Direction	Resistance
MACD	Neutral	3.0476 Nov High
Stochastics	Bearish	2.9735 Feb High
RSI	Neutral	2.4840 Dec Low
ADX	Bearish	2.3750 July Low
Momentum	Bullish	
Bias:	Neutral	

Diesel History



Diesel Forward Curve



Crude

	WTI	Change	Brent	Change
3/26	\$82.06	\$0.11	\$86.71	-\$0.04
3/25	\$81.95	\$1.32	\$86.75	\$1.32
3/22	\$80.63	-\$0.44	\$85.43	-\$0.35
3/21	\$81.07	-\$0.61	\$85.78	-\$0.17
3/20	\$81.68	-\$1.79	\$85.95	-\$0.94
CPL space	Line 1: 0.0063	Change: \$0.0063	Line 2: -0.0095	Change: \$0.0012

Refinery Margins

Vs WTI				Vs Brent				Group / WCS	
	Gulf Gas	Gulf Diesel	3/2/1	5/3/2	Gulf Gas	Gulf Diesel	3/2/1	5/3/2	3/2/1
	\$20.99	\$27.10	\$23.03	\$23.44	\$16.19	\$22.30	\$18.23	\$18.64	\$ 37.05
	\$22.41	\$27.31	\$24.05	\$24.37	\$17.61	\$22.51	\$19.25	\$19.57	\$ 37.04
	\$22.15	\$27.84	\$24.04	\$24.42	\$17.44	\$23.13	\$19.33	\$19.71	\$ 36.72
	\$22.07	\$28.27	\$24.14	\$24.55	\$17.80	\$24.00	\$19.87	\$20.28	\$ 36.83
	\$21.02	\$29.29	\$23.78	\$24.33	\$17.60	\$25.87	\$20.36	\$20.91	\$ 36.42

Economic Indicators

Commodity Futures

	Settle	Change		Settle	Change
S&P 500 Futures	5,291	12.25	US NatGas	1.815	-0.044
DJIA	39,314	-162.26	TTF NatGas	9.06	0.2
Nasdaq 100	18,277	-62.38	Gold	2,175	7.9
EUR/USD	1.0845	0.0016	Silver	24.75	-0.1
USD Index	103.93	-0.09	Copper	370.95	1.300
US 10 YR YIELD	4.25%	0.03	FCOJ	1209.25	-6.25
US 2 YR YIELD	4.54%	-0.05	Wheat	555.00	-2.25
Oil Volatility Index (OVX)	26.92	0.57	Butane	0.979	0.002
S&P Volatility Index (VIX)	13.06	0.13	Propane	0.819	0.002
Nikkei 225 Index	40,185	185.00	Feeder Cattle	249	
			Bitcoin	71,130	-95

RINs and Price Drivers

Current Year Bio RINs (D4)			Current Year Ethanol RINs (D6)		
	Settle	Net Change		Settle	Net Change
	0.5745	0.008		0.5685	0.010
Price Drivers			Price Drivers		
Soybeans	1209.25	-6.250	Ethanol	1.58	-0.017
Soybean Oil	49.02	-0.300	Com	437.75	-0.250
BOHO Spread	0.998		Com Crush	0.017	
Soy Crush	534.64		RVO Estimate		
			Per Gallon	\$ 0.0770	\$ 0.0010
			Per Barrel	\$ 3.23	\$ 0.04

*SOURCES: Nymex, CBOT, NYSE, ICE, NASDAQ, CME Group, CBOE. Prices delayed.

Frederick

Baltimore

Columbia

Germantown

Petroleum Product Pipeline



Zoom to

Pipeline Name: Colonial

Operator Name: COLONIALPIPELINE CO

Note: Not visible if zoomed in beyond 1:750,000 scale.

Baltimore

Dundalk

