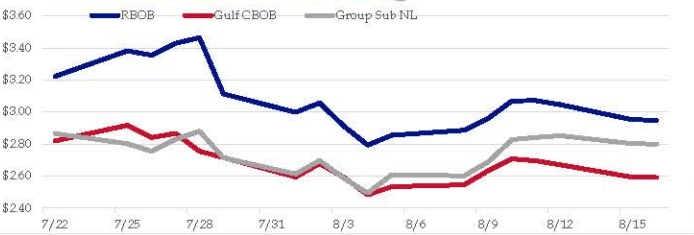


Gasoline

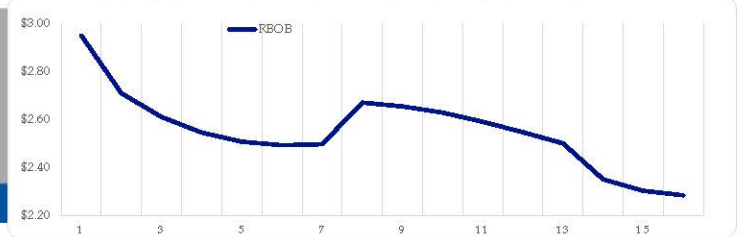
	RBOB	Change	Gulf CBOB	Change	Group Sub NL	Change	Gulf Basis	Group Basis	LA Basis
8/16	\$2.9497	-\$0.0020	\$2.5913	-\$0.0018	\$2.8004	-\$0.0015	\$ (0.3590)	\$ (0.1496)	\$ 0.1910
8/15	\$2.9517	-\$0.0943	\$2.5931	-\$0.0772	\$2.8019	-\$0.0496	\$ (0.3587)	\$ (0.1498)	\$ 0.1905
8/12	\$3.0460	-\$0.0255	\$2.6703	-\$0.0251	\$2.8515	\$0.0098	\$ (0.3758)	\$ (0.1945)	\$ 0.1905
8/11	\$3.0715	\$0.0012	\$2.6954	-\$0.0122	\$2.8417	\$0.0137	\$ (0.3762)	\$ (0.2298)	\$ 0.1905
8/10	\$3.0703	\$0.1101	\$2.7076	\$0.0751	\$2.8280	\$0.1401	\$ (0.3627)	\$ (0.2423)	\$ 0.1905
8/9	\$2.9602	\$0.0740	\$2.6325	\$0.0865	\$2.6879	\$0.0865	\$ (0.3277)	\$ (0.2723)	\$ 0.1843
8/8	\$2.8862	\$0.0306	\$2.5460	\$0.0118	\$2.6014	-\$0.0079	\$ (0.3402)	\$ (0.2848)	\$ 0.1580
8/5	\$2.8556	\$0.0621	\$2.5342	\$0.0509	\$2.6093	\$0.1156	\$ (0.3215)	\$ (0.2463)	\$ 0.1311

RBOB Technicals		
Indicator	Direction	Resistance
MACD	Neutral	4.3260 Record High
Stochastics	Bearish	3.1427 Aug High
RSI	Neutral	2.7575 Aug Low
ADX	Bearish Trend	2.5800 Feb Low
Momentum	Neutral	Support
Bias:	Bearish	

Gasoline History



Gasoline Forward Curve

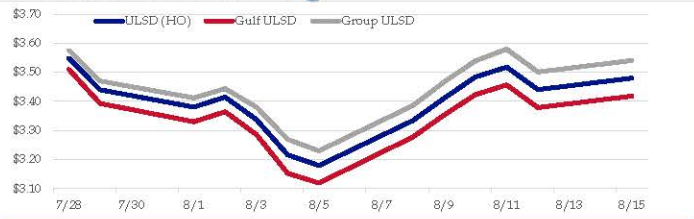


Diesel

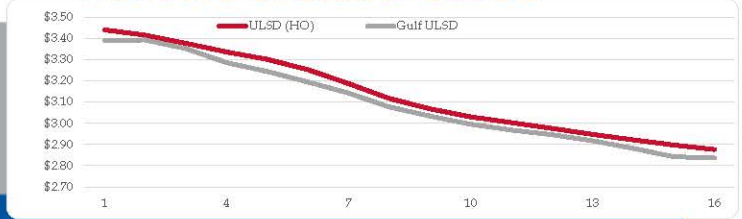
	ULSD (HO)	Change	Gulf ULSD	Change	Group ULSD	Change	Gulf Basis	Group Basis	LA Basis
8/16	\$3.4797	\$0.0394	\$3.4178	\$0.0393	\$3.5406	\$0.0399	\$ (0.0624)	\$ 0.0607	\$ (0.0345)
8/15	\$3.4403	-\$0.0775	\$3.3784	-\$0.0783	\$3.5007	-\$0.0787	\$ (0.0619)	\$ 0.0604	\$ (0.0355)
8/12	\$3.5178	\$0.0338	\$3.4566	\$0.0334	\$3.5795	\$0.0402	\$ (0.0612)	\$ 0.0617	\$ (0.0405)
8/11	\$3.4840	\$0.0737	\$3.4233	\$0.0708	\$3.5393	\$0.0726	\$ (0.0607)	\$ 0.0553	\$ (0.0455)
8/10	\$3.4103	\$0.0765	\$3.3525	\$0.0754	\$3.4667	\$0.0814	\$ (0.0578)	\$ 0.0564	\$ (0.1055)
8/9	\$3.3338	\$0.1547	\$3.2771	\$0.1581	\$3.3853	\$0.1557	\$ (0.0568)	\$ 0.0515	\$ (0.1155)
8/8	\$3.1791	-\$0.0368	\$3.1190	-\$0.0335	\$3.2296	-\$0.0393	\$ (0.0602)	\$ 0.0505	\$ (0.1455)
8/5	\$3.2159	-\$0.1213	\$3.1525	-\$0.1331	\$3.2689	-\$0.1111			

HO Technicals		
Indicator	Direction	Resistance
MACD	Neutral	4.6444 June High
Stochastics	Bullish	3.5584 Aug High
RSI	Neutral	3.1424 Aug Low
ADX	Bearish Trend	2.9299 March Low
Momentum	Neutral	Support
Bias:	Neutral	

Diesel History



Diesel Forward Curve



Crude

	WTI	Change	Brent	Change
8/16	\$89.80	\$0.39	\$95.72	\$0.62
8/15	\$89.41	-\$2.68	\$95.10	-\$3.05
8/12	\$92.09	-\$2.25	\$98.15	-\$1.45
8/11	\$94.34	\$2.41	\$99.60	\$2.20
8/10	\$91.93	\$1.43	\$97.40	\$1.09
CPL Space	Line 1 0.1680	-\$0.0245	Line 2 -\$0.0060	-\$0.0003

Refinery Margins

	Vs WTI				Vs Brent				Group / WCS
	Gulf Gas	Gulf Diesel	3/2/1	5/3/2	Gulf Gas	Gulf Diesel	3/2/1	5/3/2	
8/16	\$19.50	\$52.48	\$30.49	\$32.69	\$13.81	\$46.79	\$24.80	\$27.00	35.37
8/15	\$20.06	\$53.09	\$31.07	\$33.27	\$14.00	\$47.03	\$25.01	\$27.21	37.86
8/12	\$18.86	\$49.44	\$29.06	\$31.09	\$13.60	\$44.18	\$23.80	\$25.83	34.78
8/10	\$21.79	\$48.87	\$30.82	\$32.62	\$16.32	\$43.40	\$25.35	\$27.15	35.79

RINs and Price Drivers

Current Year Biodiesel RINs			Current Year Ethanol RINs		
	Settle	Net Change		Settle	Net Change
	1.8100	-0.007		1.6725	0.005
Price Drivers			Price Drivers		
Soybeans	1494.00	-20.260	Ethanol	2.16	0.000
Soybean Oil	68.94	-0.400	Com	626.75	-7.750
BOHO Spread	1.730		Com Crush	-0.077	
Soy Crush	753.35		RVO Estimate		
			Per Gallon	\$ 0.2020	\$ -
			Per Barrel	\$ 8.48	\$ -

Economic Indicators

Commodity Futures

	Settle	Change		Settle	Change
S&P 500 Futures	4,297	-1.75	NatGas	8.768	-0.040
DJIA	33,761	151.39	Gold	1,781	-6.5
EUR/USD	1.0179	-0.0018	Silver	20.25	
USD Index	106.43	0.26	Copper	3.63	-0.002
US 10 YR YIELD	2.79%	-0.05	FCOJ	176.15	-1.00
US 2 YR YIELD	3.20%	-0.05	Wheat	800.75	-13.25
Oil Volatility Index	44.00	2.63	Butane	1.220	-0.018
S&P Volatility Index (VIX)	19.53	0.42	Propane	1.087	-0.011
Nikkei 225 Index	28,890	25.00	Bitcoin	24,000	100

*SOURCES: Nymex, CBOT, NYSE, ICE, NASDAQ, CME Group, CBOE. Prices delayed.



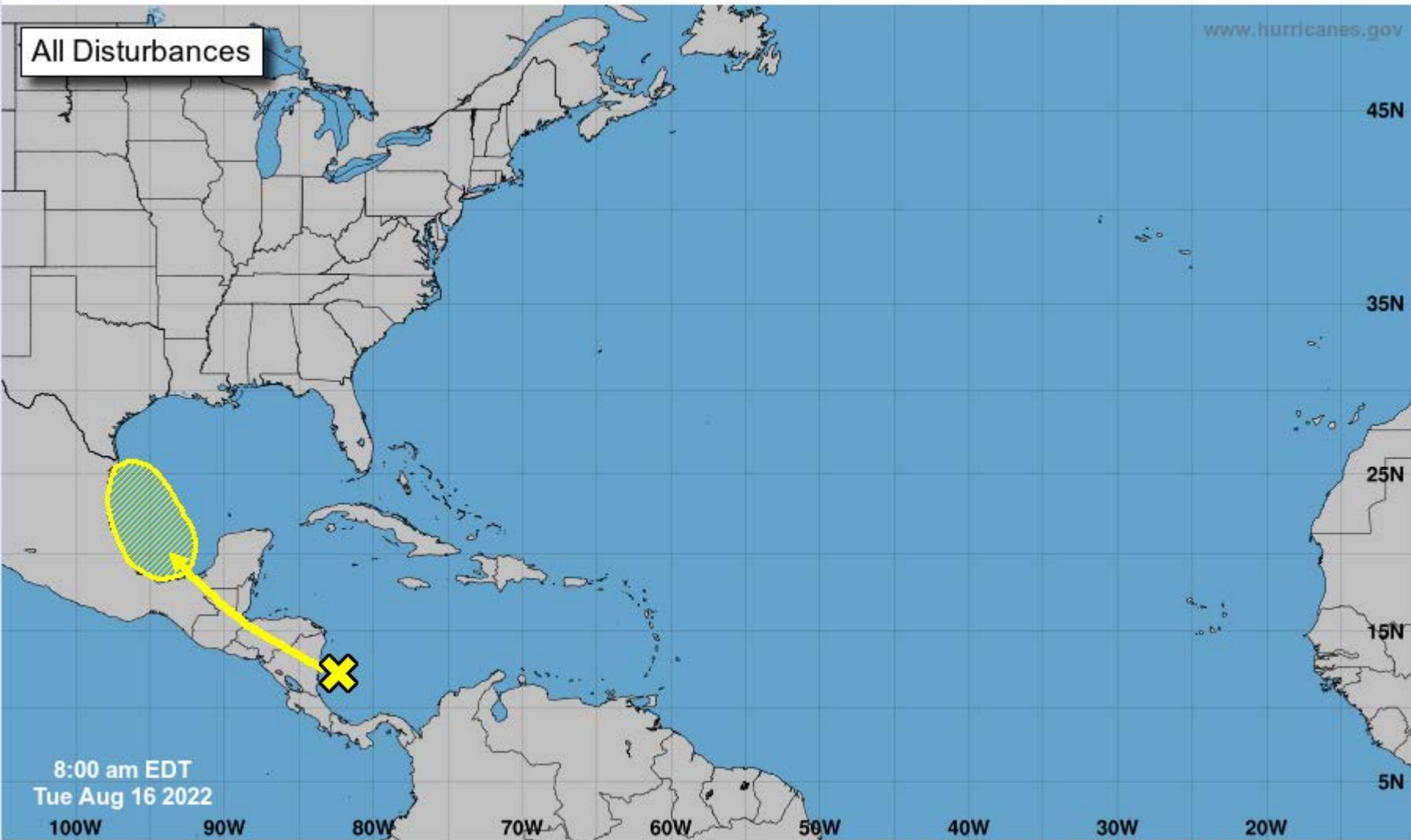
Five-Day Graphical Tropical Weather Outlook

National Hurricane Center Miami, Florida



www.hurricanes.gov

All Disturbances



8:00 am EDT
Tue Aug 16 2022

Current Disturbances and Five-Day Cyclone Formation Chance: < 40% 40-60% > 60%

Tropical or Sub-Tropical Cyclone: Depression Storm Hurricane

Post-Tropical Cyclone or Remnants

Colonial Line Space

