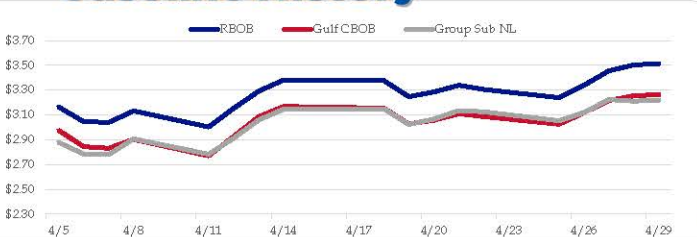


Gasoline

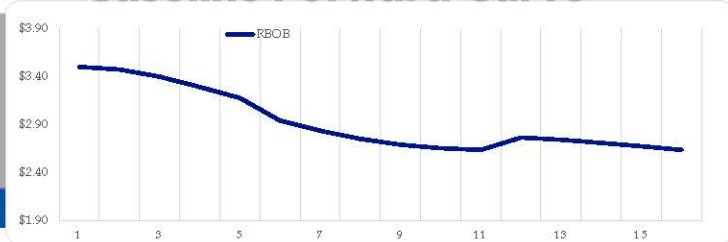
	RBOB	Change	Gulf CBOB	Change	Group Sub NL	Change	Gulf Basis	Group Basis	LA Basis
4/29	\$3.5125	\$0.0091	\$3.2644	\$0.0096	\$3.2197	\$0.0086	\$ (0.2487)	\$ (0.2931)	\$ 0.2510
4/28	\$3.5034	\$0.0474	\$3.2548	\$0.0382	\$3.2111	-\$0.0129	\$ (0.2487)	\$ (0.2923)	\$ 0.2505
4/27	\$3.4560	\$0.1172	\$3.2165	\$0.0992	\$3.2240	\$0.1050	\$ (0.2395)	\$ (0.2320)	\$ 0.2505
4/26	\$3.3388	\$0.0990	\$3.1174	\$0.0920	\$3.1190	\$0.0665	\$ (0.2215)	\$ (0.2198)	\$ 0.2280
4/25	\$3.2398	-\$0.0652	\$3.0254	-\$0.0607	\$3.0525	-\$0.0727	\$ (0.2144)	\$ (0.1873)	\$ 0.2055
4/22	\$3.3050	-\$0.0336	\$3.0861	-\$0.0236	\$3.1252	-\$0.0099	\$ (0.2190)	\$ (0.1798)	\$ 0.2030
4/21	\$3.3386	\$0.0538	\$3.1097	\$0.0525	\$3.1351	\$0.0688	\$ (0.2290)	\$ (0.2036)	\$ 0.1855
4/20	\$3.2848	\$0.0374	\$3.0571	\$0.0299	\$3.0663	\$0.0424	\$ (0.2277)	\$ (0.2186)	\$ 0.1348

RBOB Technicals		
Indicator	Direction	Resistance
MACD	Neutral	3.8904 2022 High
Stochastics	Overbought	3.5000 March 24 High
RSI	Overbought	2.9867 April Low
ADX	Bullish	2.8861 March 15 low
Momentum	Neutral	
Bias:	Neutral	

Gasoline History



Gasoline Forward Curve

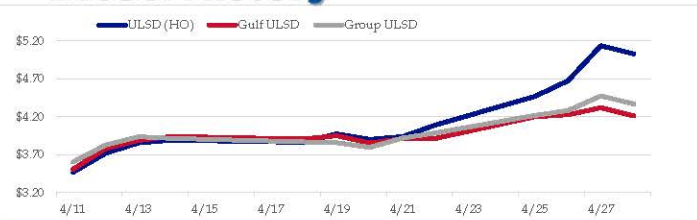


Diesel

	ULSD (HO)	Change	Gulf ULSD	Change	Group ULSD	Change	Gulf Basis	Group Basis	LA Basis
4/29	\$5.0287	-\$0.1067	\$4.2115	-\$0.1068	\$4.3674	-\$0.1064	\$ (0.8177)	\$ (0.6615)	\$ (0.9915)
4/28	\$5.1354	\$0.4611	\$4.3182	\$0.0913	\$4.4738	\$0.1941	\$ (0.8172)	\$ (0.6616)	\$ (0.9925)
4/27	\$4.6743	\$0.2064	\$4.2269	\$0.0266	\$4.2797	\$0.0628	\$ (0.4474)	\$ (0.3946)	\$ (0.5857)
4/26	\$4.4679	\$0.3770	\$4.2003	\$0.2853	\$4.2169	\$0.2309	\$ (0.2676)	\$ (0.2510)	\$ (0.5011)
4/25	\$4.0909	\$0.1523	\$3.9150	\$0.0036	\$3.9860	\$0.0672	\$ (0.1759)	\$ (0.1049)	\$ (0.2423)
4/22	\$3.9386	\$0.0378	\$3.9114	\$0.0582	\$3.9188	\$0.1225	\$ (0.0273)	\$ (0.0198)	\$ (0.1333)
4/21	\$3.9008	-\$0.0723	\$3.8532	-\$0.0953	\$3.7963	-\$0.0598	\$ (0.0476)	\$ (0.1045)	\$ (0.0496)
4/20	\$3.9731	\$0.1112	\$3.9484	\$0.0437	\$3.8561	-\$0.0124			

HO Technicals		
Indicator	Direction	Resistance
MACD	Overbought	5.0000 Why not?
Stochastics	Overbought	4.7350 2022 High
RSI	Overbought	3.1891 April Low
ADX	Bullish Trend	2.933 March 15 Low
Momentum	Neutral	
Bias:	Neutral	

Diesel History



Diesel Forward Curve



Crude

	WTI	Change	Brent	Change
4/29	\$106.38	\$1.02	\$109.52	\$1.93
4/28	\$105.36	\$3.34	\$107.59	\$2.27
4/27	\$102.02	\$0.32	\$105.32	\$0.33
4/26	\$101.70	\$3.16	\$104.99	\$2.67
4/25	\$98.54	-\$3.53	\$102.32	-\$4.33
CPL Space	Line 1 0.0418	Change \$0.0155	Line 2 -\$0.0123	Change -\$0.0003

Refinery Margins

	Gulf Gas	Vs WTI		Vs Brent		Group / WCS
		3/2/1	5/3/2	3/2/1	5/3/2	
4/29	\$31.34	\$76.00	\$46.23	\$49.21	\$46.98	50.52
4/28	\$33.07	\$75.51	\$47.22	\$50.05	\$46.75	48.17
4/26	\$29.23	\$74.71	\$44.39	\$47.42	\$44.13	44.67
4/25	\$28.53	\$65.89	\$40.98	\$43.47	\$39.69	42.73

Economic Indicators

	Settle	Change		Settle	Change
S&P 500 Futures	4,250	-33.75	NatGas	6.888	
DJIA	33,916	614.46	Gold	1,889	26.3
EUR/USD	1.0512	0.0014	Silver	23.13	0.1
USD Index	103.66	-0.39	Copper	4.41	0.003
US 10 YR YIELD	2.85%	0.03	FCOJ	172.90	
US 2 YR YIELD	2.63%	0.05	Wheat	1074.00	0.00
Oil Volatility Index	53.38	-1.44	Butane	1.559	
S&P Volatility Index (VIX)	31.60	-1.61	Propane	1.308	
Nikkei 225 Index	27,315	30.00	Bitcoin	39,920	-835

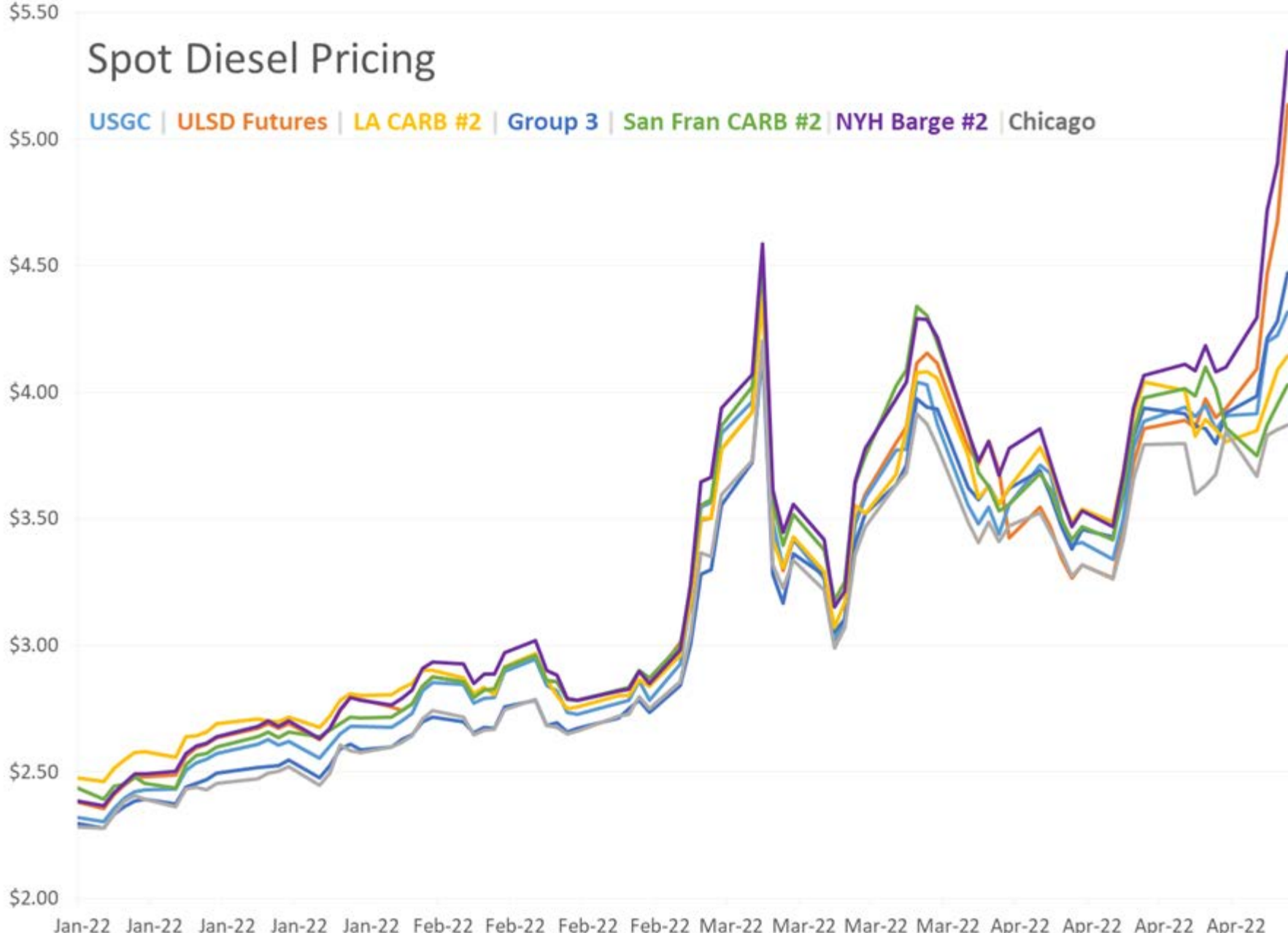
RINs and Price Drivers

Current Year Biodiesel RINs			Current Year Ethanol RINs		
	Settle	Net Change		Settle	Net Change
	1.9025	0.028		1.5825	0.043
Price Drivers			Price Drivers		
Soybeans	1706.50	11.750	Ethanol	2.16	0.000
Soybean Oil	90.60	-0.700	Com	816.00	1.250
BOHO Spread	1.660		Com Crush	-0.754	
Soy Crush	989.22		RVO Estimate		
			Per Gallon	\$ 0.1980	\$ 0.0040
			Per Barrel	\$ 8.32	\$ 0.17

*SOURCES: Nymex, CBOT, NYSE, ICE, NASDAQ, CME Group, CBOE. Prices delayed.

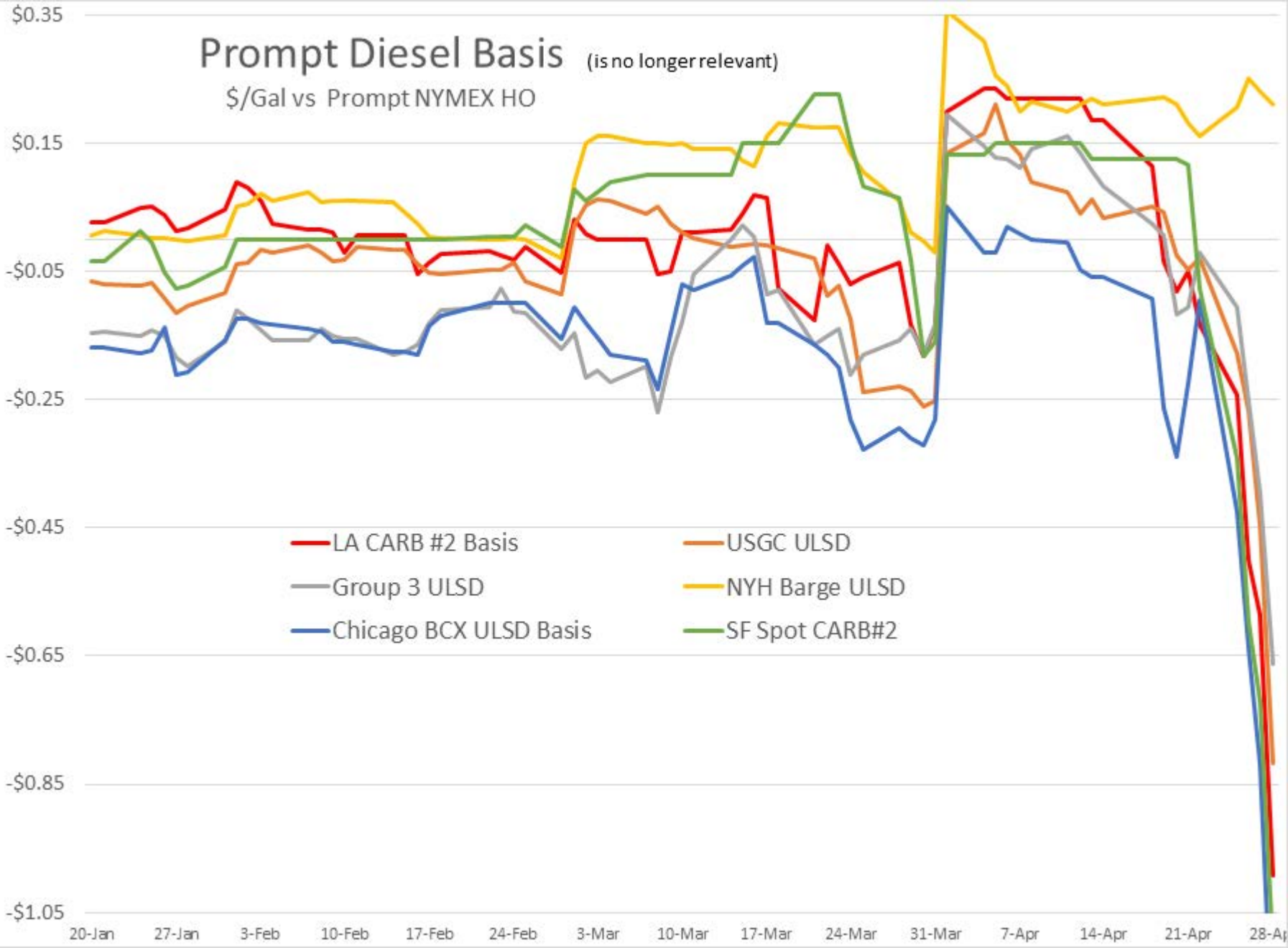
Spot Diesel Pricing

USGC | ULSD Futures | LA CARB #2 | Group 3 | San Fran CARB #2 | NYH Barge #2 | Chicago

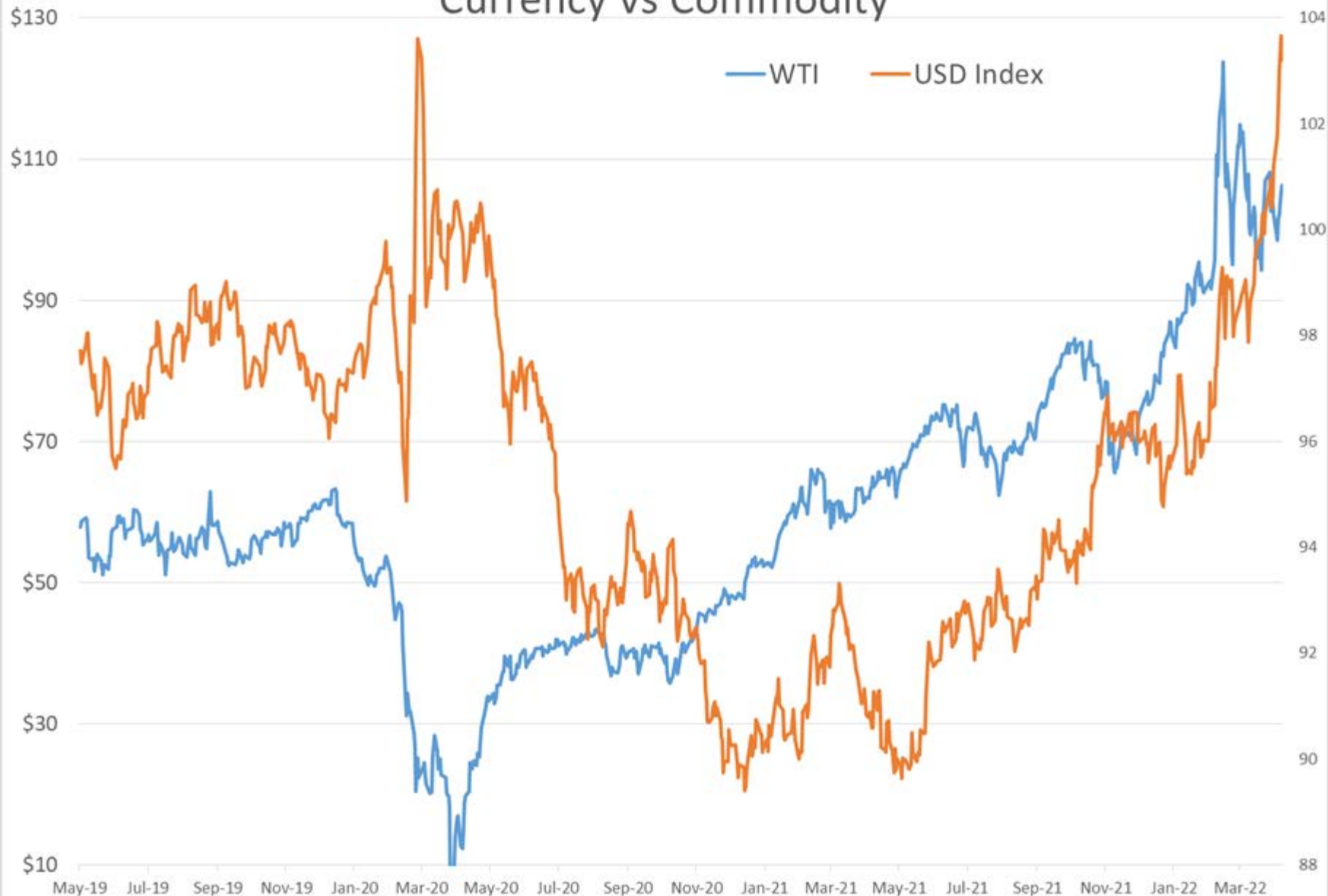


Prompt Diesel Basis (is no longer relevant)

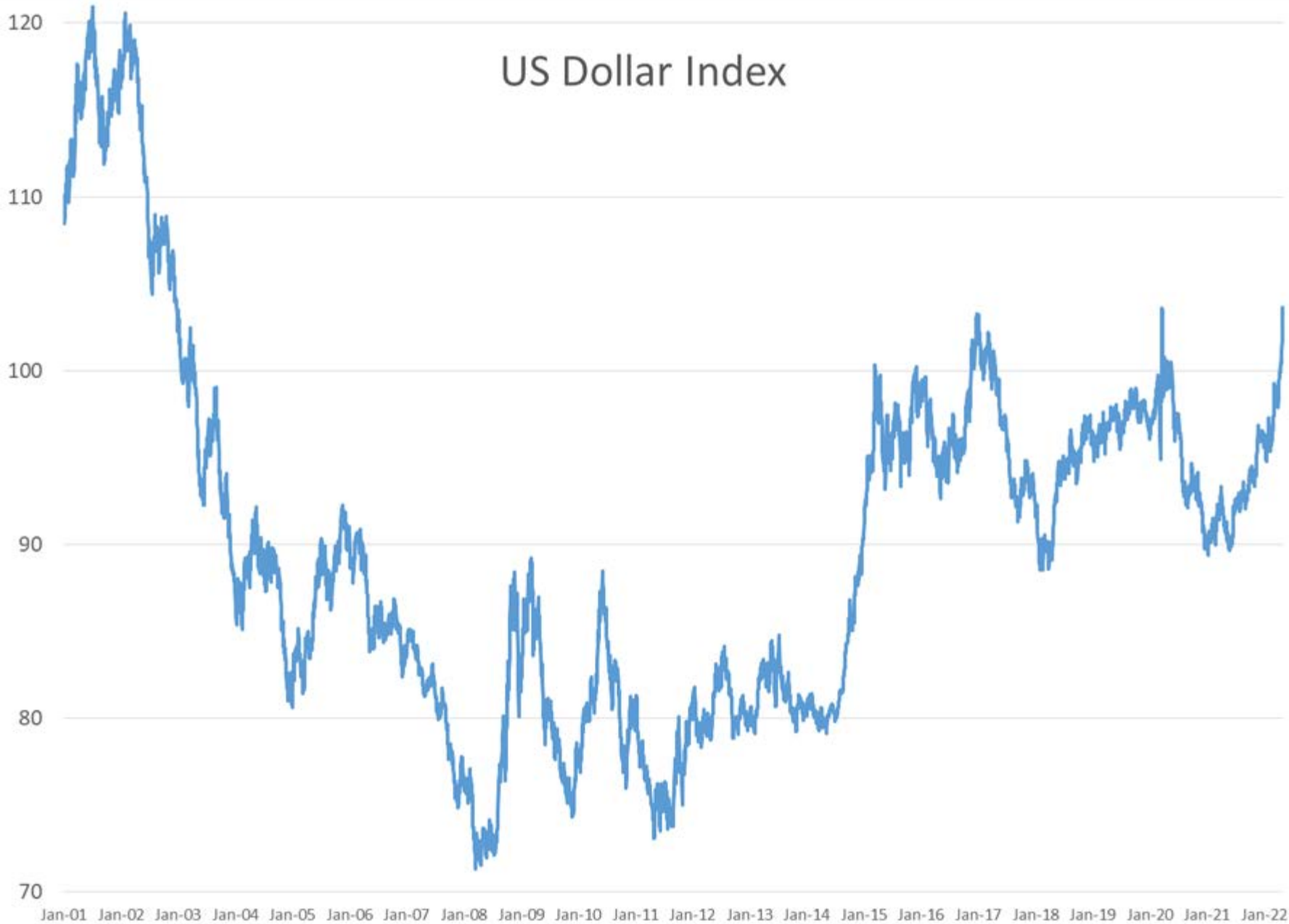
\$/Gal vs Prompt NYMEX HO



Currency vs Commodity

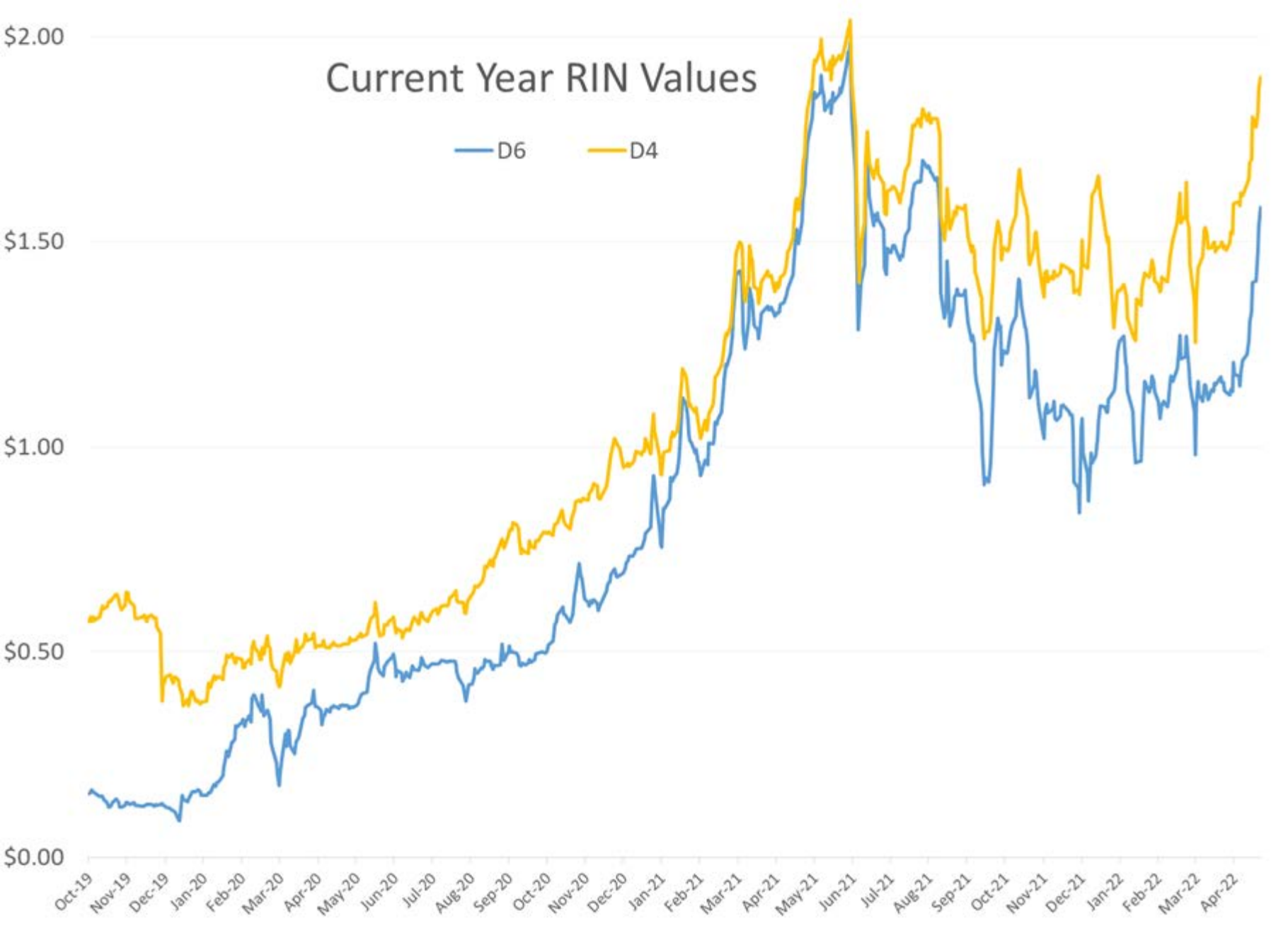


US Dollar Index



Current Year RIN Values

D6 D4



B100 Prices

— New York — Houston — Chicago

