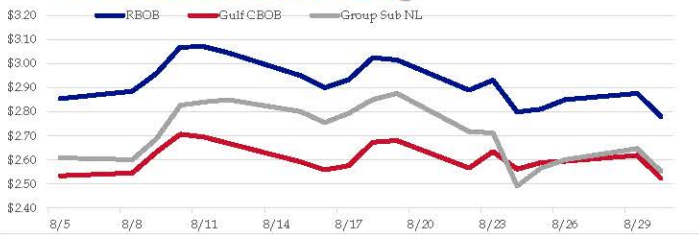


Gasoline

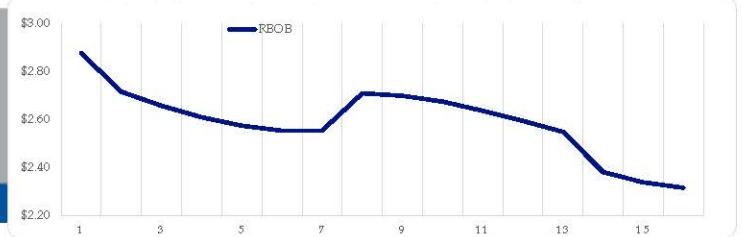
	RBOB	Change	Gulf CBOB	Change	Group Sub NL	Change	Gulf Basis	Group Basis	LA Basis
8/30	\$2.7800	-\$0.0976	\$2.5226	-\$0.0974	\$2.5507	-\$0.0971	\$ (0.2580)	\$ (0.2296)	\$ 0.2595
8/29	\$2.8776	\$0.0263	\$2.6200	\$0.0246	\$2.6478	\$0.0460	\$ (0.2577)	\$ (0.2298)	\$ 0.2590
8/26	\$2.8513	\$0.0392	\$2.5954	\$0.0054	\$2.6018	\$0.0345	\$ (0.2559)	\$ (0.2495)	\$ 0.2666
8/25	\$2.8121	\$0.0114	\$2.5900	\$0.0282	\$2.5673	\$0.0751	\$ (0.2221)	\$ (0.2448)	\$ 0.2758
8/24	\$2.8007	-\$0.1323	\$2.5618	-\$0.0736	\$2.4922	-\$0.2211	\$ (0.2389)	\$ (0.3086)	\$ 0.2268
8/23	\$2.9330	\$0.0418	\$2.6353	\$0.0680	\$2.7132	-\$0.0057	\$ (0.2977)	\$ (0.2198)	\$ 0.2155
8/22	\$2.8912	-\$0.1263	\$2.5673	-\$0.1138	\$2.7189	-\$0.1588	\$ (0.3240)	\$ (0.1723)	\$ 0.2155
8/19	\$3.0175	-\$0.0086	\$2.6811	\$0.0064	\$2.8777	\$0.0264	\$ (0.3365)	\$ (0.1398)	\$ 0.2160

RBOB Technicals		
Indicator	Direction	Resistance
MACD	Bearish	4.3260 3.1427 Record High
Stochastics	Bearish	2.7575 2.5800 Aug High
RSI	Neutral	2.7575 2.5800 Aug Low
ADX	Bearish Trend	2.5800 Feb Low
Momentum	Neutral	
Bias:	Bearish	

Gasoline History



Gasoline Forward Curve

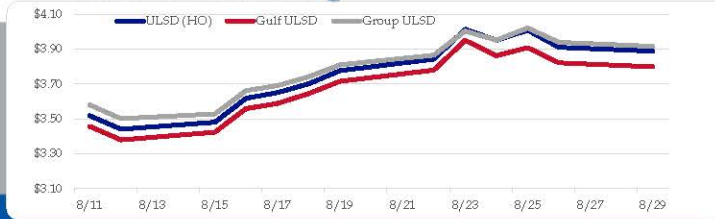


Diesel

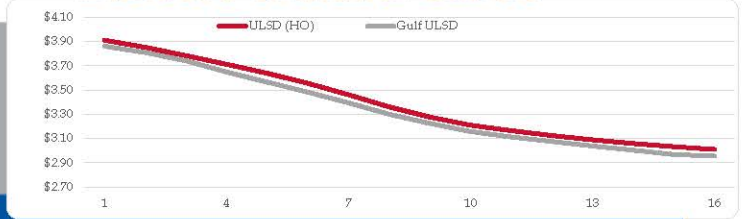
	ULSD (HO)	Change	Gulf ULSD	Change	Group ULSD	Change	Gulf Basis	Group Basis	LA Basis
8/30	\$3.8872	-\$0.0227	\$3.7980	-\$0.0228	\$3.9156	-\$0.0222	\$ (0.0897)	\$ 0.0282	\$ (0.0178)
8/29	\$3.9099	-\$0.0977	\$3.8207	-\$0.0874	\$3.9378	-\$0.0827	\$ (0.0892)	\$ 0.0279	\$ (0.0188)
8/26	\$4.0076	\$0.0585	\$3.9080	\$0.0465	\$4.0205	\$0.0699	\$ (0.0996)	\$ 0.0129	\$ (0.0829)
8/25	\$3.9491	-\$0.0641	\$3.8616	-\$0.0878	\$3.9506	-\$0.0527	\$ (0.0875)	\$ 0.0015	\$ (0.0773)
8/24	\$4.0132	\$0.1713	\$3.9494	\$0.1710	\$4.0033	\$0.1387	\$ (0.0639)	\$ (0.0099)	\$ (0.0588)
8/23	\$3.8419	\$0.0657	\$3.7784	\$0.0636	\$3.8646	\$0.0554	\$ (0.0635)	\$ 0.0227	\$ (0.0479)
8/22	\$3.7762	\$0.0757	\$3.7148	\$0.0702	\$3.8092	\$0.0682	\$ (0.0614)	\$ 0.0330	\$ (0.0483)
8/19	\$3.7005	\$0.0508	\$3.6446	\$0.0566	\$3.7410	\$0.0510			

HO Technicals		
Indicator	Direction	Resistance
MACD	Neutral	4.6444 4.1154 June High
Stochastics	Overbought	3.1424 2.9299 Aug High
RSI	Overbought	2.9299 March Low
ADX	Bullish Trend	
Momentum	Neutral	
Bias:	Neutral	

Diesel History



Diesel Forward Curve



Crude

	WTI	Change	Brent	Change
8/30	\$94.58	-\$2.43	\$102.14	-\$2.95
8/29	\$97.01	\$3.95	\$105.09	\$4.10
8/26	\$93.06	\$0.54	\$100.99	\$1.65
8/25	\$92.52	-\$2.37	\$99.34	-\$1.89
8/24	\$94.89	\$1.16	\$101.22	\$1.00
CPL Space	Line 1 0.0980	Change -\$0.0020	Line 2 -\$0.0060	Change \$0.0022

Refinery Margins

	Vs WTI				Vs Brent				Group / WCS
	Gulf Gas	Gulf Diesel	3/2/1	5/3/2	Gulf Gas	Gulf Diesel	3/2/1	5/3/2	
8/30	\$13.03	\$63.46	\$29.84	\$33.20	\$4.95	\$55.38	\$21.76	\$25.12	36.21
8/29	\$15.95	\$71.08	\$34.32	\$38.00	\$8.02	\$63.15	\$26.39	\$30.07	36.08
8/26	\$16.26	\$69.67	\$34.06	\$37.62	\$9.44	\$62.85	\$27.24	\$30.80	34.67
8/24	\$12.71	\$70.98	\$32.13	\$36.02	\$6.38	\$64.65	\$25.80	\$29.69	30.94

RINs and Price Drivers

Current Year Biodiesel RINs			Current Year Ethanol RINs		
	Settle	Net Change		Settle	Net Change
	1.7575	-0.010		1.6150	-0.005
Price Drivers			Price Drivers		
Soybeans	1534.75	-39.750	Ethanol	2.16	0.000
Soybean Oil	70.98	-0.780	Com	683.75	-12.250
BOHO Spread	1.414		Com Crush	-0.281	
Soy Crush	775.96		RVO Estimate		
			Per Gallon	\$ 0.1950	\$ (0.0010)
			Per Barrel	\$ 8.19	\$ (0.04)

Economic Indicators

Commodity Futures

	Settle	Change		Settle	Change
S&P 500 Futures	4,050	18.50	NatGas	9.296	0.057
DJIA	32,283	-184.41	Gold	1,737	-5.9
EUR/USD	1.0004	0.0028	Silver	18.56	-0.1
USD Index	108.79	-0.21	Copper	3.61	-0.061
US 10 YR YIELD	3.12%	0.08	FCOJ	179.55	0.45
US 2 YR YIELD	3.42%	0.05	Wheat	820.00	-12.50
Oil Volatility Index	47.08	0.65	Butane	1.211	0.003
S&P Volatility Index (VIX)	25.56	0.65	Propane	1.093	0.002
Nikkei 225 Index	28,035	190.00	Bitcoin	19,965	280

*SOURCES: Nymex, CBOT, NYSE, ICE, NASDAQ, CME Group, CBOE. Prices delayed.

Disturbances: **ALL** [1] [2]



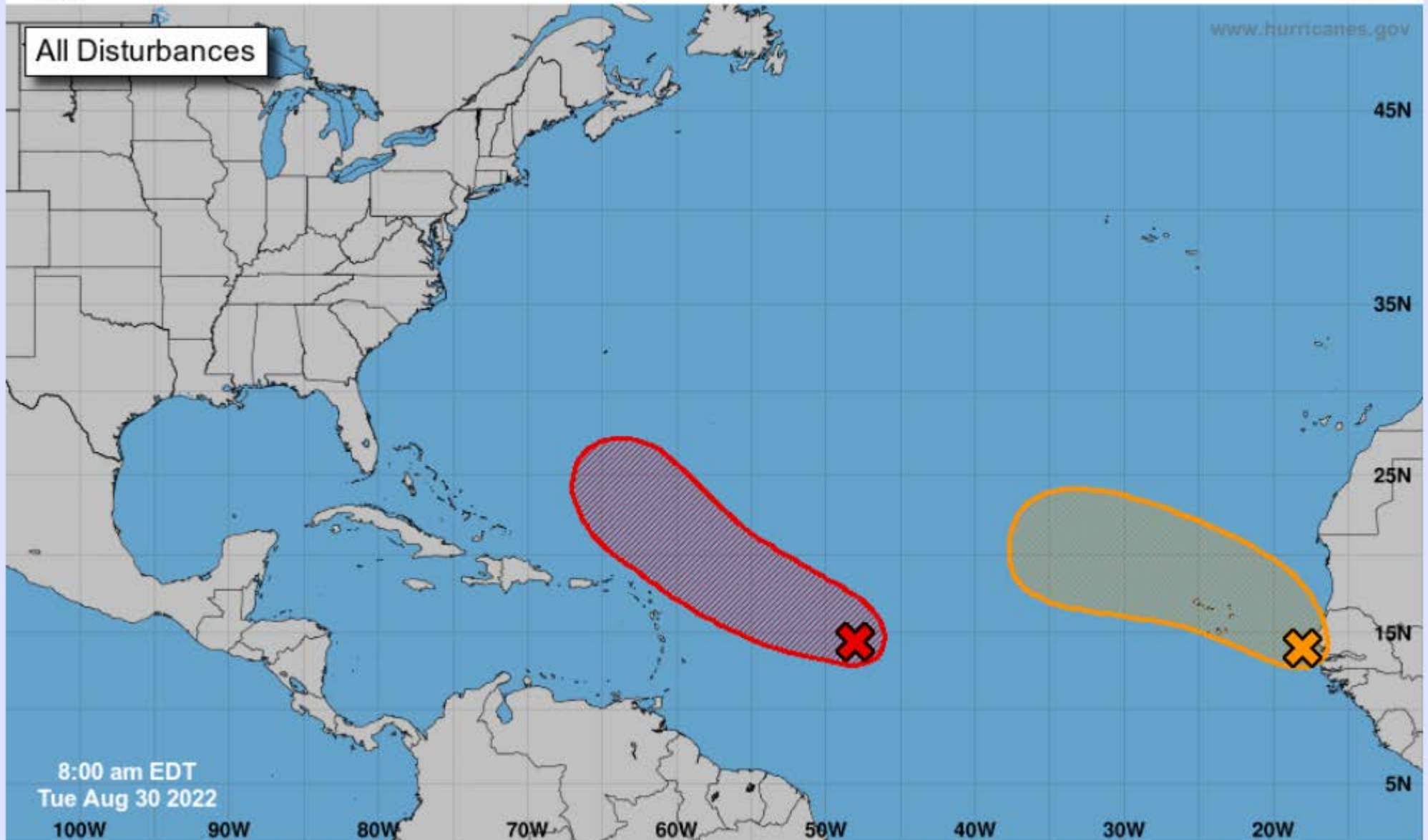
Five-Day Graphical Tropical Weather Outlook

National Hurricane Center Miami, Florida



www.hurricanes.gov

All Disturbances



8:00 am EDT
Tue Aug 30 2022

Current Disturbances and Five-Day Cyclone Formation Chance: < 40% 40-60% > 60%

Tropical or Sub-Tropical Cyclone: Depression Storm Hurricane

Post-Tropical Cyclone or Remnants

[View 2-Day Graphical Tropical Weather Outlook](#)