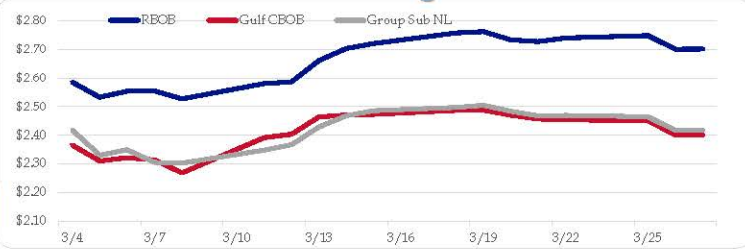


Gasoline

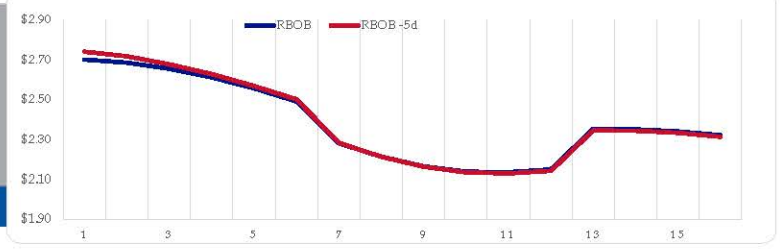
	RBOB	Change	Gulf CBOB	Change	Group Sub NL	Change	Gulf Basis	Group Basis	LA Basis
3/27	\$2.7014	\$0.0008	\$2.4015	\$0.0011	\$2.4178	\$0.0003	\$ (0.3004)	\$ (0.2839)	\$ 0.3592
3/26	\$2.7006	-\$0.0478	\$2.4004	-\$0.0507	\$2.4175	-\$0.0473	\$ (0.3002)	\$ (0.2831)	\$ 0.3607
3/25	\$2.7484	\$0.0086	\$2.4511	-\$0.0025	\$2.4649	-\$0.0046	\$ (0.2973)	\$ (0.2836)	\$ 0.2710
3/22	\$2.7398	\$0.0127	\$2.4536	-\$0.0034	\$2.4694	\$0.0020	\$ (0.2862)	\$ (0.2704)	\$ 0.2570
3/21	\$2.7271	-\$0.0061	\$2.4570	-\$0.0130	\$2.4674	-\$0.0163	\$ (0.2701)	\$ (0.2597)	\$ 0.2945
3/20	\$2.7332	-\$0.0290	\$2.4701	-\$0.0179	\$2.4837	-\$0.0212	\$ (0.2632)	\$ (0.2495)	\$ 0.2447
3/19	\$2.7622	\$0.0049	\$2.4880	\$0.0008	\$2.5049	\$0.0074	\$ (0.2743)	\$ (0.2573)	\$ 0.2296
3/18	\$2.7573	\$0.0365	\$2.4871	\$0.0140	\$2.4975	\$0.0115	\$ (0.2702)	\$ (0.2598)	\$ 0.2018

RBOB Technicals		
Indicator	Direction	Resistance
MACD	Bearish	2.9859 Sep High
Stochastics	Overbought	2.7711 March High
RSI	Neutral	2.0072 Jan 2024 Low
ADX	Bullish Trend	1.9672 Dec 2023 Low
Momentum	Neutral	
Bias:	Neutral	

Gasoline History



Gasoline Forward Curve

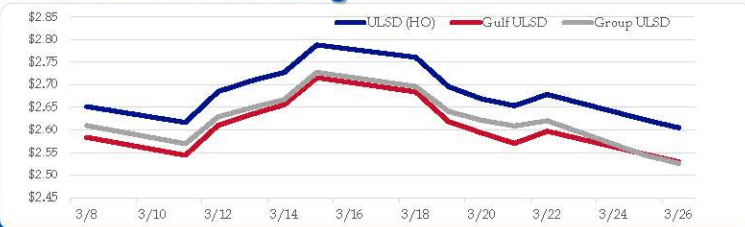


Diesel

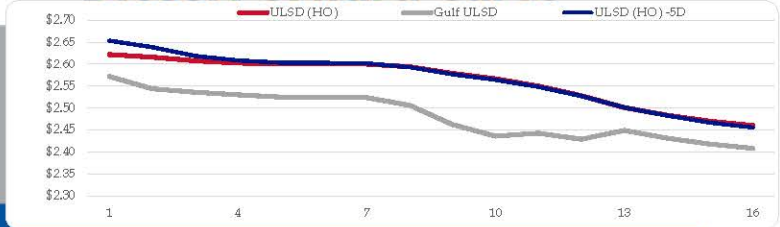
	ULSD (HO)	Change	Gulf ULSD	Change	Group ULSD	Change	Gulf Basis	Group Basis	LA Basis
3/27	\$2.6047	-\$0.0171	\$2.5291	-\$0.0171	\$2.5260	-\$0.0175	\$ (0.0766)	\$ (0.0789)	\$ 0.0896
3/26	\$2.6218	-\$0.0568	\$2.5457	-\$0.0513	\$2.5435	-\$0.0768	\$ (0.0761)	\$ (0.0783)	\$ 0.0886
3/25	\$2.6786	\$0.0252	\$2.5970	\$0.0267	\$2.6203	\$0.0116	\$ (0.0816)	\$ (0.0583)	\$ 0.0801
3/22	\$2.6534	-\$0.0154	\$2.5703	-\$0.0232	\$2.6087	-\$0.0128	\$ (0.0831)	\$ (0.0448)	\$ 0.0021
3/21	\$2.6688	-\$0.0269	\$2.5935	-\$0.0250	\$2.6214	-\$0.0195	\$ (0.0753)	\$ (0.0474)	\$ (0.0002)
3/20	\$2.6957	-\$0.0650	\$2.6185	-\$0.0658	\$2.6409	-\$0.0553	\$ (0.0772)	\$ (0.0548)	\$ (0.0033)
3/19	\$2.7607	-\$0.0275	\$2.6843	-\$0.0312	\$2.6962	-\$0.0313	\$ (0.0764)	\$ (0.0645)	\$ 0.0124
3/18	\$2.7882	\$0.0612	\$2.7155	\$0.0602	\$2.7275	\$0.0602			

HO Technicals		
Indicator	Direction	Resistance
MACD	Neutral	3.0476 Nov High
Stochastics	Bearish	2.9735 Feb High
RSI	Neutral	2.4840 Dec Low
ADX	Bearish	2.3750 July Low
Momentum	Bearish	
Bias:	Bearish	

Diesel History



Diesel Forward Curve



Crude

Refinery Margins

	WTI	Change	Brent	Change	Vs WTI		Vs Brent		Group / WCS				
3/27	\$81.14	-\$0.48	\$85.79	-\$0.46	Gulf Gas	Gulf Diesel	3/2/1	5/3/2	Gulf Gas	Gulf Diesel	3/2/1	5/3/2	3/2/1
3/26	\$81.62	-\$0.33	\$86.25	-\$0.50	\$19.20	\$25.30	\$21.23	\$21.64	\$14.57	\$20.67	\$16.60	\$17.01	\$ 33.35
3/25	\$81.95	\$1.32	\$86.75	\$1.32	\$21.00	\$27.12	\$23.04	\$23.45	\$16.20	\$22.32	\$18.24	\$18.65	\$ 35.75
3/22	\$80.63	-\$0.44	\$85.43	-\$0.35	\$22.42	\$27.32	\$24.05	\$24.38	\$17.62	\$22.52	\$19.25	\$19.58	\$ 37.03
3/21	\$81.07	-\$0.61	\$85.78	-\$1.60	\$22.12	\$27.85	\$24.03	\$24.42	\$17.41	\$23.14	\$19.32	\$19.71	\$ 36.72
CPL	Line 1	Change	Line 2	Change	\$22.06	\$28.29	\$24.14	\$24.56	\$16.36	\$22.59	\$18.44	\$18.86	\$ 36.84
space	0.0138	\$0.0050	-\$0.0070	\$0.0037									

Economic Indicators

Commodity Futures

	Settle	Change		Settle	Change
S&P 500 Futures	5,283	18.00	US NatGas	1.615	-0.040
DJIA	39,282	-31.31	TTF NatGas	8.63	-0.4
Nasdaq 100	18,211	-66.52	Gold	2,177	10.2
EUR/USD	1.0841	-0.0016	Silver	24.50	0.1
USD Index	103.99	0.11	Copper	373.10	2.300
US 10 YR YIELD	4.24%	-0.01	FCOJ	1199.00	-5.75
US 2 YR YIELD	4.56%	0.02	Wheat	543.50	-1.50
Oil Volatility Index (OVX)	27.49	-0.24	Butane	0.978	-0.001
S&P Volatility Index (VIX)	13.19	0.05	Propane	0.819	0.000
Nikkei 225 Index	40,320	120.00	Feeder Cattle	248	
			Bitcoin	69,440	760

RINs and Price Drivers

Current Year Bio RINs (D4)			Current Year Ethanol RINs (D6)		
	Settle	Net Change		Settle	Net Change
	0.5845	0.010		0.5785	0.010
Price Drivers			Price Drivers		
Soybeans	1199.00	-5.750	Ethanol	1.56	-0.025
Soybean Oil	48.42	-0.570	Corn	432.50	-4.250
BOHO Spread	1.010		Corn Crush	0.013	
Soy Crush	528.11		RVO Estimate		
			Per Gallon	\$ 0.0780	\$ 0.0010
			Per Barrel	\$ 3.28	\$ 0.04

*SOURCES: Nymex, CBOT, NYSE, ICE, NASDAQ, CME Group, CBOE. Prices delayed.

Current Year RIN Values

