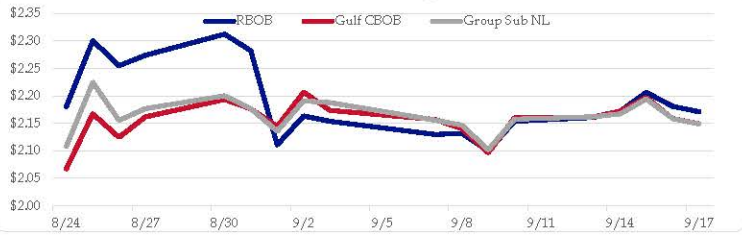


Gasoline

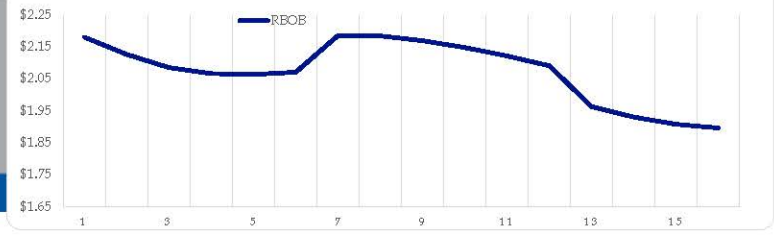
	RBOB	Change	Gulf CBOB	Change	Group Sub NL	Change	Gulf Basis	Group Basis	LA Basis
9/17	\$2.1713	-\$0.0099	\$2.1494	-\$0.0094	\$2.1491	-\$0.0098	\$ (0.0224)	\$ (0.0225)	\$ (0.0190)
9/16	\$2.1812	-\$0.0264	\$2.1588	-\$0.0383	\$2.1589	-\$0.0357	\$ (0.0224)	\$ (0.0223)	\$ (0.0195)
9/15	\$2.2066	\$0.0342	\$2.1971	\$0.0246	\$2.1946	\$0.0270	\$ (0.0095)	\$ (0.0120)	\$ (0.0420)
9/14	\$2.1724	\$0.0115	\$2.1725	\$0.0106	\$2.1676	\$0.0053	\$ 0.0001	\$ (0.0048)	\$ (0.0495)
9/13	\$2.1609	\$0.0069	\$2.1620	\$0.0019	\$2.1624	\$0.0044	\$ 0.0011	\$ 0.0015	\$ 0.0005
9/10	\$2.1540	\$0.0543	\$2.1601	\$0.0631	\$2.1580	\$0.0558	\$ 0.0061	\$ 0.0040	\$ 0.0005
9/9	\$2.0997	-\$0.0324	\$2.0970	-\$0.0437	\$2.1022	-\$0.0446	\$ (0.0027)	\$ 0.0025	\$ 0.0005
9/8	\$2.1321	\$0.0021	\$2.1407	-\$0.0167	\$2.1468	-\$0.0091	\$ 0.0086	\$ 0.0147	\$ 0.0660

RBOB Technicals		
Indicator	Direction	Resistance
MACD	Neutral	3.1520 2014 High
Stochastics	Bearish	2.3526 2021 High
RSI	Neutral	2.0051 Aug Low
ADX	Bullish	1.8891 March Low
Momentum	Neutral	
Bias:	Neutral	

Gasoline History



Gasoline Forward Curve

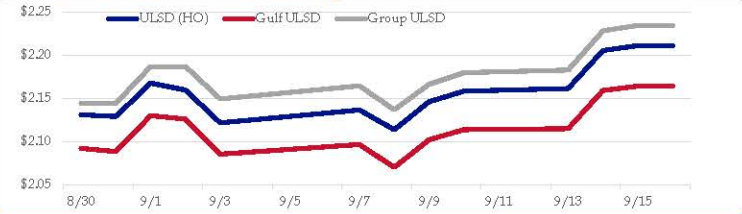


Diesel

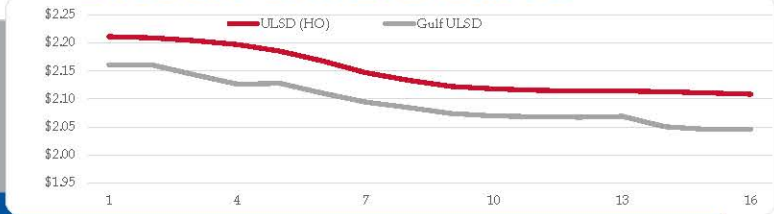
	ULSD (HO)	Change	Gulf ULSD	Change	Group ULSD	Change	Gulf Basis	Group Basis	LA Basis
9/17	\$2.2108	-\$0.0002	\$2.1640	-\$0.0001	\$2.2339	-\$0.0005	\$ (0.0474)	\$ 0.0229	\$ 0.0305
9/16	\$2.2110	\$0.0057	\$2.1641	\$0.0050	\$2.2344	\$0.0062	\$ (0.0469)	\$ 0.0234	\$ 0.0295
9/15	\$2.2053	\$0.0440	\$2.1591	\$0.0443	\$2.2282	\$0.0454	\$ (0.0462)	\$ 0.0229	\$ 0.0345
9/14	\$2.1613	\$0.0030	\$2.1148	\$0.0011	\$2.1828	\$0.0031	\$ (0.0465)	\$ 0.0215	\$ 0.0345
9/13	\$2.1583	\$0.0123	\$2.1137	\$0.0117	\$2.1797	\$0.0135	\$ (0.0446)	\$ 0.0214	\$ 0.0345
9/10	\$2.1460	\$0.0323	\$2.1020	\$0.0319	\$2.1662	\$0.0295	\$ (0.0440)	\$ 0.0202	\$ 0.0345
9/9	\$2.1137	-\$0.0227	\$2.0701	-\$0.0264	\$2.1367	-\$0.0277	\$ (0.0437)	\$ 0.0230	\$ 0.0345
9/8	\$2.1364	\$0.0148	\$2.0985	\$0.0111	\$2.1644	\$0.0150			

HO Technicals		
Indicator	Direction	Resistance
MACD	Overbought	2.4500 2018 High
Stochastics	Overbought	2.2252 2021 High
RSI	Neutral	1.9553 June Low
ADX	Bullish	1.7295 March Low
Momentum	Neutral	
Bias:	Neutral	

Diesel History



Diesel Forward Curve



Crude

	WTI	Change	Brent	Change
9/17	\$72.34	-\$0.27	\$75.51	-\$0.16
9/16	\$72.61	\$0.00	\$75.67	\$0.21
9/15	\$72.61	\$2.16	\$75.46	\$1.86
9/14	\$70.46	\$0.01	\$73.60	\$0.09
9/13	\$70.45	\$0.73	\$73.51	\$0.59

	Vs WTI				Vs Brent				Group / WCS
	Gulf Gas	Gulf Diesel	3/2/1	5/3/2	Gulf Gas	Gulf Diesel	3/2/1	5/3/2	
9/17	\$18.06	\$18.28	\$18.13	\$18.15	\$15.00	\$15.22	\$15.07	\$15.09	19.12
9/16	\$19.67	\$18.07	\$19.14	\$19.03	\$16.82	\$15.22	\$16.29	\$16.18	20.03
9/15	\$20.79	\$18.36	\$19.98	\$19.82	\$17.65	\$15.22	\$16.84	\$16.68	20.79
9/13	\$20.35	\$18.33	\$19.68	\$19.54	\$17.29	\$15.27	\$16.62	\$16.48	20.61

	Line 1	Change	Line 2	Change
CPL space	-0.0058	-\$0.0020	-0.0045	-\$0.0003

Refinery Margins

Economic Indicators

Commodity Futures

	Settle	Change		Settle	Change
S&P 500 Futures	4.200	-2.50	NatGas	5.335	-0.125
DJIA	34,751		Gold	1,755	5.5
EUR/USD	1.1761	0.0025	Silver	22.75	0.2
USD Index	92.92	-0.10	Copper	4.28	0.062
US 10 YR YIELD	1.34%	0.03	FCOJ	142.50	-1.25
US 2 YR YIELD	0.23%	0.02	Wheat	713.00	1.25
Oil Volatility Index	32.38	0.78	Butane	1.466	0.013
S&P Volatility Index (VIX)	18.18	0.51	Propane	1.273	0.013
Nikkei 225 Index	30,375	-45.00	Bitcoin	47,495	-15

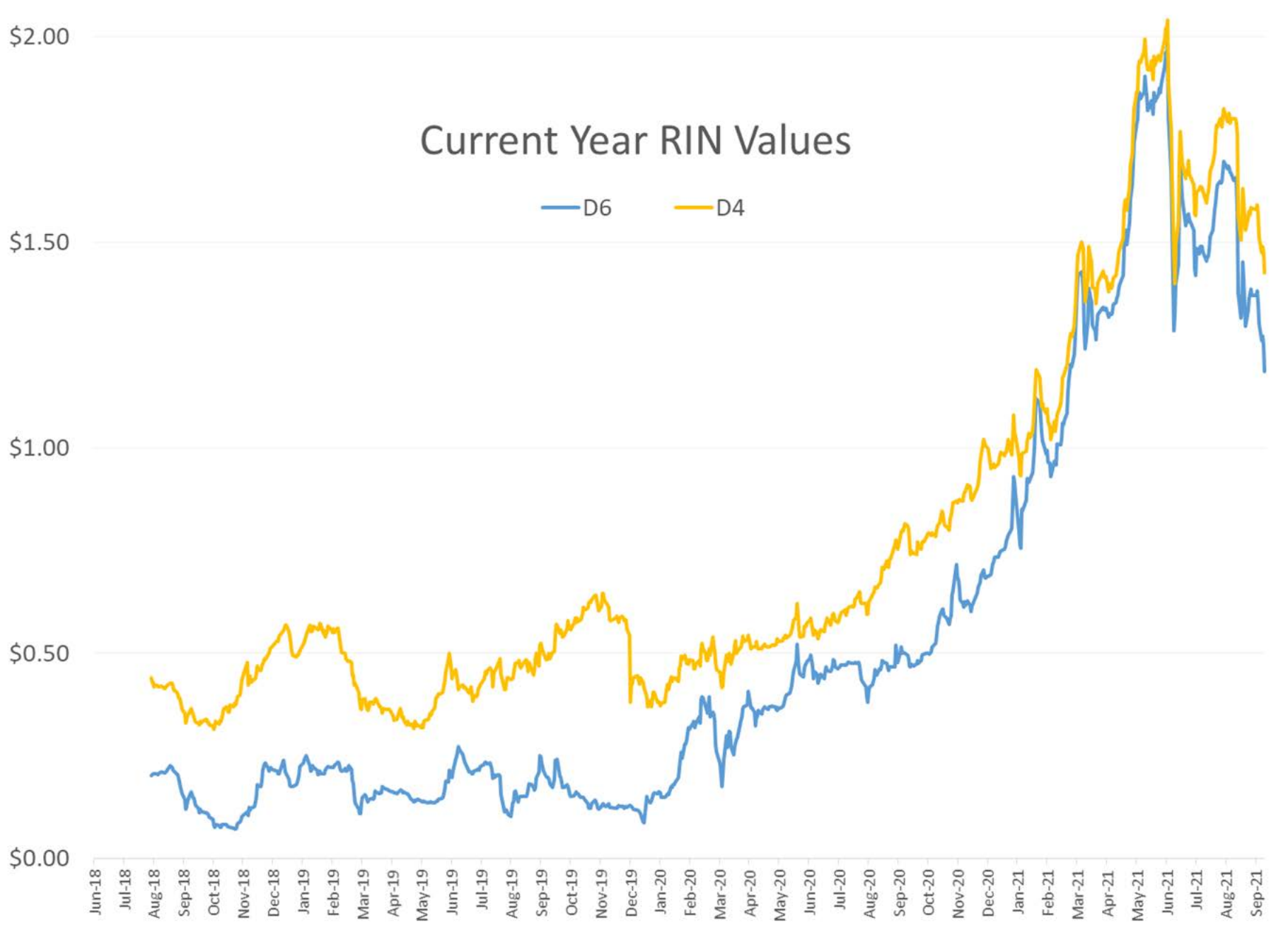
RINs and Price Drivers

Current Year Biodiesel RINs			Current Year Ethanol RINs		
	Settle	Net Change		Settle	Net Change
	1.4250	-0.050		1.1850	-0.065
Price Drivers			Price Drivers		
Soybeans	1296.00	-8.000	Ethanol	2.37	0.020
Soybean Oil	56.83	-0.350	Corn	529.50	-2.000
BOHO Spread	2.051		Corn Crush	0.479	
Soy Crush	619.65		RVO Estimate		
			Per Gallon	\$ 0.1490	\$ (0.0070)
			Per Barrel	\$ 6.26	\$ (0.29)

*SOURCES: Nymex, CBOT, NYSE, ICE, NASDAQ, CME Group, CBOE. Prices delayed.

Current Year RIN Values

D6 D4



The U.S. exported slightly more petroleum than it imported in the first half of 2021

U.S. crude oil and petroleum product trade (first half of each year, 2015–2021)

million barrels per day

